



# COMBROK LIMITED

TEA HOUSE  
4<sup>TH</sup> FLOOR, NYERERE AVENUE  
OPPOSITE THE TEA TRADE CENTRE  
P.O BOX 87411 - 80100  
MOMBASA  
KENYA

Telephone Mobile : 0710513324/07413999  
Telephone Wireless : 020 2379002/ 3  
Telephone Landline : 254 (041) 2225516

Email : tea@combrok.co.ke

3<sup>rd</sup> January 2019

## MOMBASA AUCTION

### FINAL MARKET REPORT: SALE 01 OF 02<sup>nd</sup> & 3<sup>rd</sup> JANUARY 2019

The first sale of the year with 165,528 packages on offer registered good but selective demand with 12% remaining unsold.

The flavory and brighter BP1s shed USC 6 to 23 with selected invoices gaining by a similar margin but some lines were neglected while the coloury types met good demand at firm to USC 21 dearer. The mediums where sold were firm to USC 20 lower with several lines withdrawn while the plainer sorts were mainly easier by USC 12 on last levels.

The brighter PF1s met selective demand at USC 5 to USC 12 easier with the flavory types losing by upto USC24 and with some lines taken out .The coloury types attracted good demand at firm to USC 6 easier on last levels. The mediums and plainer types varied between firm to USC 12 dearer to easier by a similar margin with poorer lots withdrawn.

The PDs and D1s met irregular demand at firm to USC 16 easier except the mediums PDs which attracted better enquiry and gained by a similar margin with poorer invoices neglected.

*There was good demand at irregular rates for the Secondary Grades. The BPs met improved competition gaining substantially by USC 10-48.*

*The PFs were irregular and sold between firm to USC 26 dearer and lower by similar margin.*

*The clean DUSTs were 10-24 USC dearer with the flavory types gaining USC 38-51 while others lost USC 10, with poorer lots neglected.*

*The FNGS were irregular and sold between USC 30 dearer and lower by same margin while the BMFs sustained good demand at firm to USC 8 lower on last levels.*

### **Highest Prices by Mark and Country in this Auction**

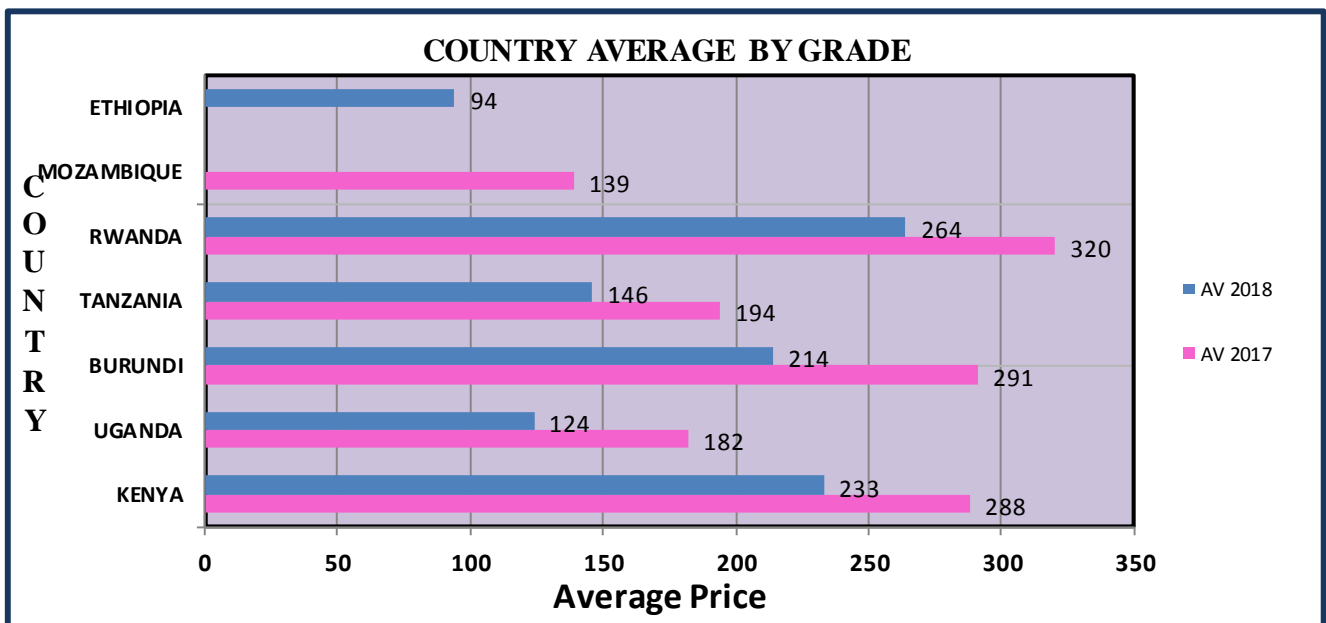
PRICE (USC)	GRADE	MARK	COUNTRY
415	BP1	NYABIHU	RWANDA
320	PF1	RUBAYA	RWANDA
304	PDUST	KATHANGARIRI	KENYA
324	DUST1	KITABI	RWANDA

### Packages Offered and Sold - Sale no. 01

	Total	BP1	PF1	PD	DUST1	BP	PF	DUST	FNGS	BMF
Total Sold	145,328.00	17,238.00	56,160.00	35,400.00	12,720.00	1,340.00	4,470.00	4,020.00	7,980.00	6,000.00
Withdrawn	40.00	40.00	-	-	-	-	-	-	-	-
unsold	20,160.00	4,140.00	5,960.00	3,860.00	3,960.00	-	740.00	560.00	940.00	-
%Unsold	12.18	19.33	9.59	9.83	23.74	-	14.20	12.23	10.54	-
<b>Grand Totals in Packages</b>	<b>165,528.00</b>	<b>21,418.00</b>	<b>62,120.00</b>	<b>39,260.00</b>	<b>16,680.00</b>	<b>1,340.00</b>	<b>5,210.00</b>	<b>4,580.00</b>	<b>8,920.00</b>	<b>6,000.00</b>
Grand Totals Sold in Kilos current Sale 2019	9,455,219.50									
Grand Totals Sold in Kilos same Sale 2018	10,063,007.00									

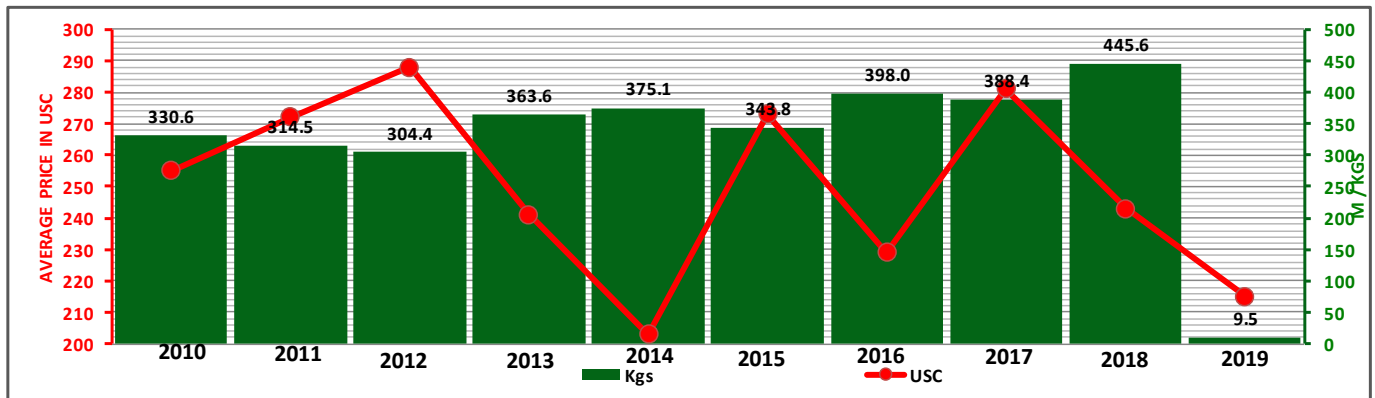
### Mombasa Auction: Country Average Prices in US Cents Sale 01 (2018 Vs 2019)

COUNTRY	AV 2018	AV 2019	BP1	PF1	PD	D1	BP	PF	D	FNGS	BMF
KENYA	288	233	256	249	225	231	186	142	112	145	74
UGANDA	182	124	140	132	149	146	144	105	106	80	68
BURUNDI	291	214	212	240	229	192			141	147	
TANZANIA	194	146	141	163	174	161			70	122	76
RWANDA	320	264	315	267	235	250	255	233	205	210	105
MOZAMBIQUE	139										
ETHIOPIA		94						107	84		
ALL AUCTION AVERAGE	272	215	243	240	214	212	198	122	117	120	71



## Mombasa Auction – Auction Quantities & Average Prices 2010 - 2019

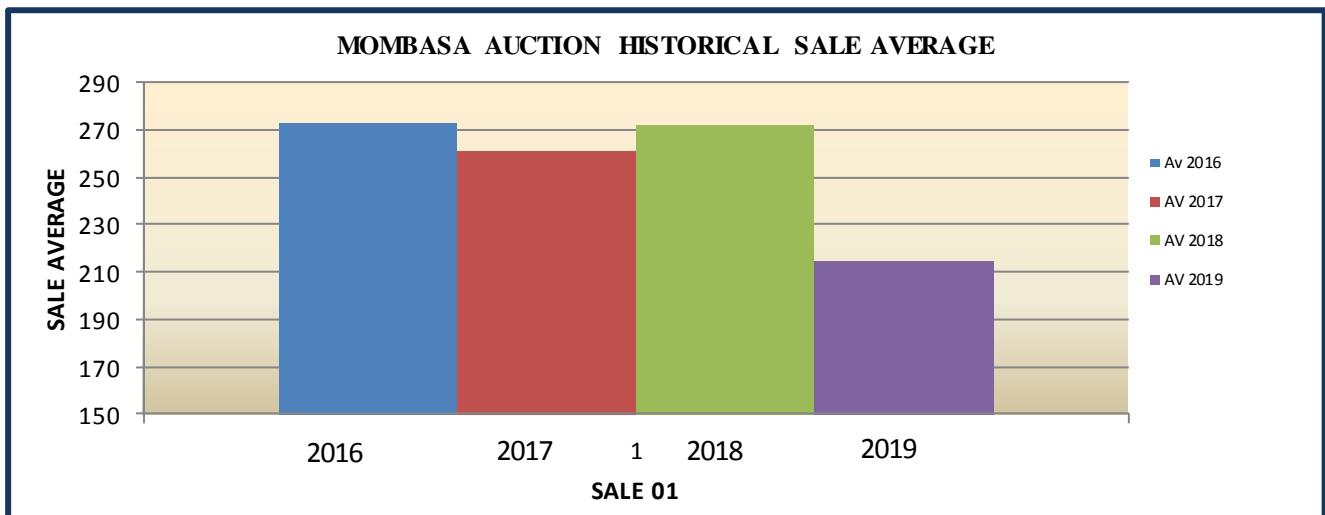
	Jan		Feb		Mar		Apr		May		Jun		Jul		Aug		Sep		Oct		Nov		Dec		Total	
	Kgs	USC	Kgs	USC	Kgs	USC	Kgs	USC	Kgs	USC	Kgs	USC	Kgs	USC	Kgs	USC	Kgs	USC	Kgs	USC	Kgs	USC	Kgs	USC	Kgs	USC
2019	9.5	215																							9.5	215
2018	49.3	279	34.3	281	29.6	265	39.9	252	38.7	247	37.3	239	43.7	233	32.2	222	31.8	226	41.8	226	38.4	220	29.5	213	445.6	243
2017	40.9	284	25.4	285	25.2	274	28.7	272	38.7	275	31.0	289	31.2	283	27.1	275	32.3	286	40.9	291	35.5	283	31.3	266	388.4	281
2016	37.0	256	36.6	237	40.7	223	35.3	204	44.4	212	34.2	227	29.2	231	21.7	218	23.8	222	24.6	223	36.3	250	23.6	252	398.0	229
2015	33.5	214	31.0	227	30.2	254	22.4	257	21.2	285	35.4	300	21.9	310	22.4	294	32.1	284	25.3	302	32.4	289	35.4	285	343.8	273
2014	25.1	256	30.6	224	36.6	208	21.8	207	35.7	196	44.9	191	28.1	205	24.6	203	33.2	190	28.1	192	33.6	191	32.8	189	375.1	203
2013	35.7	305	29.9	292	28.5	264	32.0	237	31.5	239	34.7	231	34.6	229	25.5	228	24.0	213	28.4	202	32.5	210	26.5	234	363.6	241
2012	36.1	264	27.2	265	23.9	274	22.8	279	17.8	281	24.1	289	26.8	299	22.6	309	21.9	304	31.8	297	27.9	304	21.4	307	304.4	288
2011	24.8	294	24.6	277	31.4	274	17.1	266	32.9	262	30.4	271	25.4	282	26.2	282	20.8	267	23.4	265	33.8	266	23.8	261	314.5	272
2010	27.9	284	29.1	295	33.5	280	24.6	261	41.6	235	33.7	222	27.2	216	25.1	250	17.9	249	18.3	250	30.5	254	21.0	270	330.6	255



January figures include sold kilos and average price for sale 01 only.

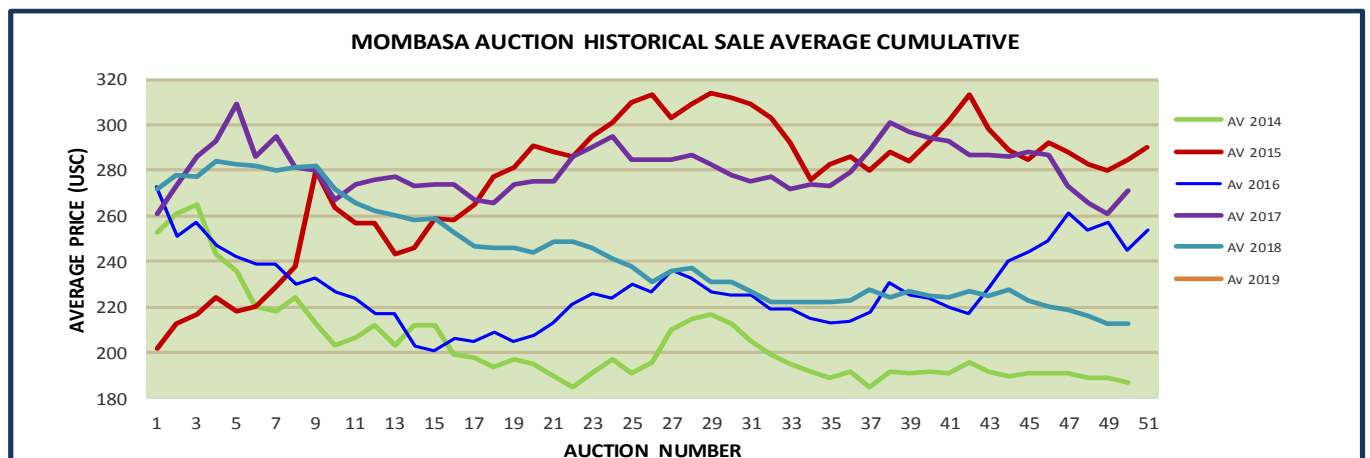
## Mombasa Auction - Historical Averages Comparative 2016 - 2019

SALE NO.	Av 2016	AV 2017	AV 2018	AV 2019	2019	2019	2019	2019	2019	2019	2019	2019	2019
					BP1	PF1	PD	D1	BP2	PF2	D2	FNGS	BMF
1	273	261	272	215	243	240	214	212	198	122	117	120	71
Average	273	261	272	215	243	240	214	212	198	122	117	120	71



## Mombasa Auction - Cumulative Historical Averages (2014 - 2019)

SALE NO.	AV 2014	AV 2015	Av 2016	AV 2017	AV 2018	Av 2019	2019 BP1	2019 PF1	2019 PD	2019 D1	2019 BP2	2019 PF2	2019 D2	2019 FNGS	2019 BMF
1	253	202	273	261	272	215	243	240	214	212	198	122	117	120	71
2	261	213	251	273	278										
3	265	217	257	286	277										
4	243	224	247	293	284										
5	236	218	242	309	283										
6	220	220	239	286	282										
7	218	229	239	295	280										
8	224	238	230	281	281										
9	213	280	233	280	282										
10	203	264	227	267	272										
11	207	257	224	274	266										
12	212	257	217	276	262										
13	203	243	217	277	260										
14	212	246	203	273	258										
15	212	259	201	274	259										
16	199	258	206	274	253										
17	198	265	205	267	247										
18	194	277	209	266	246										
19	197	281	205	274	246										
20	195	291	208	275	244										
21	190	288	213	275	249										
22	185	286	221	286	249										
23	191	295	226	290	246										
24	197	301	224	295	241										
25	191	310	230	285	238										
26	196	313	227	285	231										
27	210	303	236	285	236										
28	215	309	233	287	237										
29	217	314	227	283	231										
30	213	312	225	278	231										
31	205	309	225	275	227										
32	199	303	219	277	222										
33	195	292	219	272	222										
34	192	276	215	274	222										
35	189	283	213	273	222										
36	192	286	214	279	223										
37	185	280	218	289	228										
38	192	288	231	301	224										
39	191	284	225	297	227										
40	192	293	224	294	225										
41	191	302	220	293	224										
42	196	313	217	287	227										
43	192	298	229	287	225										
44	190	289	240	286	228										
45	191	285	244	288	223										
46	191	292	249	287	220										
47	191	288	261	273	219										
48	189	283	254	266	216										
49	189	280	257	261	213										
50	187	285	245	271	213										
51		290	254												
<b>Average</b>	<b>203</b>	<b>273</b>	<b>226</b>	<b>282</b>	<b>248</b>	<b>215</b>	<b>243</b>	<b>240</b>	<b>214</b>	<b>212</b>	<b>198</b>	<b>122</b>	<b>117</b>	<b>120</b>	<b>71</b>



## BUYERS' PURCHASES SALE 01 2019

Buyer	% Sold	Totals	BP1	PF1	PD	DUST1	BP2	PF2	DUST2	FNGS	BMF
CARGILL KENYA	11.77	17,100	1,760	10,560	4,780	0	0	0	0	0	0
GLOBAL TEA & JAMES FINLAY	11.19	16,260	1,160	8,060	4,120	1,000	0	100	780	320	720
L.A.B.	8.37	12,160	120	2,140	6,120	3,640	0	0	140	0	0
DEVCHAND	6.10	8,860	0	8,740	120	0	0	0	0	0	0
M.J. CLARKE LTD	5.77	8,380	660	1,820	3,620	1,120	20	580	80	480	0
CHAI TRADING	5.70	8,278	2,278	4,360	960	680	0	0	0	0	0
MOMBASA COFFEE	5.20	7,560	120	1,160	4,040	2,160	80	0	0	0	0
COFFTEA AGENCIES	4.82	7,000	1,960	740	480	0	0	420	0	2,640	760
CUP OF JOE LTD	4.38	6,360	1,680	1,660	600	1,020	1,100	240	60	0	0
SSOE (KENYA)	3.59	5,220	1,680	800	200	220	40	700	460	840	280
VAN REES KENYA	2.66	3,860	360	1,900	960	440	0	160	40	0	0
SHAKAB	2.59	3,760	0	3,040	280	40	0	160	160	80	0
STANSAND (A) LTD	2.31	3,360	120	1,260	1,020	0	0	400	0	560	0
PWANI HAULIERS	1.64	2,380	80	120	0	0	0	100	140	600	1,340
CHAMU SUPPLIES	1.53	2,220	200	40	820	220	0	20	860	60	0
AL-EMIR LTD	1.05	1,520	0	1,240	80	160	0	0	40	0	0
RANFER TEAS K	1.02	1,480	240	160	40	240	0	100	440	260	0
McLEOD RUSSEL	1.00	1,460	680	320	80	80	0	100	60	140	0
EMPIRE KENYA	0.83	1,200	1,000	120	40	0	0	40	0	0	0
MAYMUN	0.75	1,090	0	20	0	0	80	390	40	420	140
GOKALTRADING	0.67	980	440	200	0	0	0	340	0	0	0
AIMCO	0.61	880	0	0	0	0	0	40	20	260	560
ABBAS TRADERS	0.55	800	0	320	40	0	0	200	0	140	100
ALIBHAI RAMJI	0.55	800	0	540	0	0	0	80	0	180	0
LINDOP & COMPANY	0.54	780	0	200	200	0	0	140	240	0	0
LULA TRADING	0.51	740	0	0	0	0	0	0	0	40	700
INDO-AFRICAN TEA	0.47	680	440	200	40	0	0	0	0	0	0
MARA CHAI LIMITED	0.41	600	200	160	140	0	0	0	0	100	0
Green Leaf Trading	0.37	540	0	0	0	0	0	0	60	120	360
TROPICAL CROPS & AL-KHALIFA	0.37	540	80	80	0	0	20	20	120	0	220
AFRIBRIDGE TRADE	0.36	520	0	0	0	0	0	0	60	0	460
SUMMER LINER	0.25	360	0	140	40	140	0	0	40	0	0
IMPERIAL TEAS	0.25	360	160	40	0	0	0	80	0	20	60
AEON TEA KENYA	0.22	320	0	160	120	40	0	0	0	0	0
BURALE CLEARING	0.18	260	0	0	0	0	0	60	0	200	0
AFRO TEAS LIMITED	0.18	260	0	0	0	0	0	0	20	0	240
KIRINDO TRADERS	0.12	180	40	0	0	0	0	0	0	140	0
RIOTANA TRADING	0.08	120	0	0	0	0	0	0	60	0	60
MOMBASA TEA	0.06	80	60	0	0	0	0	0	0	20	0
	0.01	20	0	0	20	0	0	0	0	0	0

**Kilos Sold By Country - Sale no. 01 (2019 Vs 2018)**

	Current Sale 01/2019		Same Sale Last Year 01/2018		Variance 2018 vs 2017
	Pkgs	Kilos	Pkgs	Kilos	Kilos
<b>KENYA</b>	107,428	7,249,029.50	117,915	7,791,055.00	<b>542,026</b>
<b>UGANDA</b>	25,440	1,422,078.00	24,567	1,385,048.00	<b>(37,030)</b>
<b>BURUNDI</b>	2,260	142,962.00	2,080	131,668.00	<b>(11,294)</b>
<b>TANZANIA</b>	3,440	200,356.00	4,980	276,944.00	<b>76,588</b>
<b>RWANDA</b>	5,960	405,994.00	6,410	439,756.00	<b>33,762</b>
<b>MOZAMBIQUE</b>			620	38,536.00	<b>38,536</b>
<b>ETHIOPIA</b>	800	34,800.00			<b>(34,800)</b>
<b>TOTALS:</b>	<b>145,328</b>	<b>9,455,219.50</b>	<b>156,572.0</b>	<b>10,063,007.00</b>	<b>607,788</b>

**Actual Packages on offer for coming sale 02 of 07<sup>th</sup> & 08<sup>th</sup> January, 2019**

**(By Grade / by Country)**

	BP1	PF1	PD	DUST1	BP2	PF2	DUST2	FNGS	BMF	Total
<b>KENYA</b>	14,300	50,420	28,340	13,000	340	1,810	2,580	5,479	2,000	<b>118,269</b>
<b>UGANDA</b>	1,840	4,780	5,680	3,340	520	2,060	660	3,000	3,980	<b>25,860</b>
<b>RWANDA</b>	2,120	2,560	840	400	580	120	420	260	40	<b>7,340</b>
<b>TANZANIA</b>	399	2,120	900	380	180	180	320	980	740	<b>6,199</b>
<b>BURUNDI</b>	920	1,160	440	320	0	0	60	260	0	<b>3,160</b>
<b>ETHIOPIA</b>	0	0	0	0	0	220	260	0	0	<b>480</b>
<b>Total</b>	<b>19,579</b>	<b>61,040</b>	<b>36,200</b>	<b>17,440</b>	<b>1,620</b>	<b>4,390</b>	<b>4,300</b>	<b>9,979</b>	<b>6,760</b>	<b>161,308</b>

**Upcoming Auction Offerings by Country**

**Sale no. 02 and 03/ 2019**

COUNTRY	Sale 02/ 2019 (Actual packages)		Sale 03/ 2019		VARIANCE
	Pkgs	Kgs	Pkgs	Kgs	Kgs
<b>KENYA</b>	<b>118,269.00</b>	<b>7,969,039.00</b>	<b>139,900.00</b>	<b>9,323,957.00</b>	<b>(1,354,918.00)</b>
<b>UGANDA</b>	<b>25,860.00</b>	<b>1,450,127.00</b>	<b>29,859.00</b>	<b>1,699,552.00</b>	<b>(249,425.00)</b>
<b>RWANDA</b>	<b>7,340.00</b>	<b>495,273.50</b>	<b>6,680.00</b>	<b>456,037.00</b>	<b>39,236.50</b>
<b>BURUNDI</b>	<b>3,160.00</b>	<b>200,112.00</b>	<b>2,500.00</b>	<b>157,653.00</b>	<b>42,459.00</b>
<b>TANZANIA</b>	<b>6,199.00</b>	<b>347,241.00</b>	<b>8,260.00</b>	<b>447,978.00</b>	<b>(100,737.00)</b>
<b>ETHIOPIA</b>	<b>480.00</b>	<b>21,077.00</b>	<b>440.00</b>	<b>19,169.00</b>	<b>1,908.00</b>
<b>D R CONGO</b>					<b>-</b>
<b>MOZAMBIQUE</b>					<b>-</b>
<b>TOTALS:</b>	<b>161,308.00</b>	<b>10,482,869.50</b>	<b>187,639.00</b>	<b>12,104,346.00</b>	<b>(1,621,476.50)</b>

## MAIN GRADE COMPARATIVE RANKINGS – SALE 01 2019

Mark	BP1				Mark	PF1				Mark	PD				Mark	DUST1			
	Pre	Lo	High	De		Prev	Low	Hig	Dev		Pre	Low	Hig	De		Prev	Lo	Hig	Dev
1 NYABIHU	425	410	415	-10	RUBAYA	318	320	320	2	KATHANGARIRI	300	290	304	4	KITABI	320	324	324	4
2 KITABI		390	400		MUNUNGA	318	310	318	0	GATHUTHI	296	294	295	-1	KIMUNYE	315	313	314	-1
3 RUBAYA	388	370	370	-18	GATHUTHI	315	308	310	-5	IMENTI	294	289	292	-2	GATHUTHI	317	310	310	-7
4 GACHARAGE	338	338	360	22	KATHANGARIRI	308	304	308	0	KIEGOI	280	290	292	12	GITUGI	300	302	310	10
5 GITUGI	358	338	360	2	KIMUNYE	312	300	306	-6	KIMUNYE	298	290	292	-6	IMENTI	303	300	310	7
6 GITHONGO	346	336	353	7	RUKURIRI	314	302	305	-9	GACHARAGE	288	274	290	2	KATHANGARIRI	304	302	302	-2
7 IMENTI	372	322	349	-23	GITUGI	310	300	302	-8	GITUGI	296	285	285	-11	MUNUNGA	294	294	300	6
8 KATHANGARIRI	343	325	342	-1	KITABI	324	300	300	-24	MUNUNGA	296	282	285	-11	GACHARAGE	282	298	298	16
9 RUKURIRI	316	322	333	17	IMENTI	305	294	300	-5	MATA	286	284	284	-2	KINORO	294	275	292	-2
10 MUNUNGA	334	315	332	-2	GITHONGO	294	288	296	2	KANGAITA	288	280	280	-8	IKUMBI	288	286	290	2
11 GISOVU		330	330		NDIMA	300	290	295	-5	MUNGANIA	282	276	280	-2	NJUNU	298	289	290	-8
12 GATARE	332	315	328	-4	KANGAITA	301	290	294	-7	NJUNU	293	276	280	-13	MATA		288	288	
13 THETA	316	300	328	12	NJUNU	302	294	294	-8	RUKURIRI	290	276	280	-10	KAGWE	276	281	286	10
14 KARONGI		325	325		GACHARAGE	301	284	292	-9	GITHONGO	282	279	279	-3	NGERE	280	282	286	6
15 KIMUNYE	332	324	324	-8	MUNGANIA	300	290	292	-8	IKUMBI	282	272	276	-6	MUNGANIA	290	278	285	-5
16 NJUNU	336	320	324	-12	GATARE	287	282	290	3	KAGWE	280	270	276	-4	NDIMA	282	277	284	2
17 MUSHUBI	300	305	322	22	MAKOMBOKI	292	286	290	-2	KINORO	282	274	276	-6	NDUTI	282	282	282	0
18 MATA		320	320		NYABIHU	310	282	290	-20	NDIMA	280	270	276	-4	RUKURIRI	288	280	282	-6
19 NSHLI KIVU	332	320	320	-12	GIANCHORE	256	246	288	32	NGERE	284	272	276	-8	THETA	280	270	282	2
20 MATAARA	302	318	318	16	IKUMBI	293	284	288	-5	IGEMBE	280	270	274	-6	RAGATI	274	270	280	6
21 THUMAITA	328	312	318	-10	KAGWE	292	284	288	-4	IRIANI	282	270	274	-8	KIONYO	280	270	280	0
22 CHINGA	306	314	316	10	KAMBAA	294	286	288	-6	MATAARA	276	268	274	-2	MAKOMBOKI	282	278	280	-2
23 GITHAMBO	311	300	316	5	KINORO	291	284	288	-3	CHINGA	282	270	272	-10	MATAARA	274	265	280	6
24 KIEGOI	312	311	316	4	KIONYO	292	285	288	-4	RAGATI	276	268	272	-4	KIRU	280	270	278	-2
25 MUNGANIA	312	310	316	4	NGERE	293	284	288	-5	NDARUGU	284	270	272	-12	NDARUGU	274	270	278	4
26 KINORO	327	305	315	-12	CHINGA	291	286	287	-4	THUMAITA	276	268	272	-4	IRIANI	265	270	276	11
27 NGERE	310	290	313	3	MOMUL	270	262	286	16	GITHAMBO	282	270	270	-12	CHINGA	279	270	274	-5
28 GATHUTHI	318	310	312	-6	GITHAMBO	290	282	286	-4	KAMBAA	280	270	270	-10	KAMBAA	275	272	272	-3
29 IKUMBI	314	280	312	-2	KIEGOI	294	284	286	-8	KIONYO	280	270	270	-10	WERU	275	271	272	-3
30 NDIMA	330	304	312	-18	NDUTI	292	283	286	-6	KIRU	284	268	270	-14	GATUNGURU	275	268	270	-5
31 IGEMBE	300	304	310	10	THETA	294	280	286	-8	MAKOMBOKI	280	268	270	-10	GITHAMBO	274	268	270	-4
32 KIRU	294	290	310	16	THUMAITA	291	280	286	-5	NDUTI	280	268	270	-10	GITHONGO	280	270	270	-10
33 KANGAITA	307	304	308	1	NYANKOBA	264	260	285	21	THETA	282	270	270	-12	THUMAITA	274	267	270	-4
34 KAGWE	308	297	304	-4	RAGATI	290	280	284	-6	WERU	280	270	270	-10	MUSHUBI	267	268	268	1
35 KIONYO	298	302	304	6	RUTSIRO	294	284	284	-10	OLENG	260	254	268	8	NSHLI KIVU		266	266	
36 WERU	316	296	303	-13	GATUNGURU	291	280	282	-9	GATUNGURU	275	268	268	-7	GACHEGE	265	265	265	0
37 GATUNGURU	317	300	302	-15	IGEMBE	286	280	282	-4	KANYENYA	280	265	268	-12	KANYENYA	272	265	265	-7
38 KAMBAA	306	300	302	-4	IRIANI	284	276	282	-2	MICHI	282	266	266	-16	KIEGOI	276	260	264	-12
39 MAKOMBOKI	299	296	300	1	NDARUGU	286	278	282	-4	NSHLI KIVU	270	266	266	-4	MICHI	260	258	260	0
40 NDUTI	310	300	300	-10	GISOVU	290	280	280	-10	GACHEGE	279	260	263	-16	MOMUL		256	258	
41 RAGATI	302	290	298	-4	MATAARA	286	276	280	-6	KARONGI	255	255	257	2	SANGANYI	236	258	258	22
42 NDARUGU	296	295	296	0	KIRU	286	276	278	-8	MOMUL	248	246	254	6	TOROR	235	245	245	10
43 IRIANI	292	294	294	2	WERU	290	275	278	-12	NYANKOBA	258	244	254	-4	MOTIGO	245	240	240	-5
44 NYANKOBA	278	291	294	16	MATA	278	276	276	-2	SANGANYI	244	240	254	10	NYANKOBA	237	235	235	-2
45 GACHEGE	290	280	286	-4	GACHEGE	282	274	276	-6	CHEMOMI	258	250	252	-6	KAPKO	211	215	228	17
46 GISAKURA	298	277	285	-13	NSHLI KIVU	276	268	270	-6	KIP KOIMET	216	252	252	36	TIRGAGA	228	225	227	-1
47 MICHI	279	260	284	5	KANYENYA	280	270	270	-10	TEBESONIK	248	247	251	3	IJENDA	235	225	225	-10
48 NDARAWETTA		248	284		GISAKURA	262	262	264	2	TOROR	244	238	250	6	MULINDI	222	222	224	2
49 SHAGASHA	280	270	280	0	TEBESONIK	260	260	264	4	GIANCHORE	246	240	248	2	SOKOT	212	222	222	10
50 MULINDI	286	260	272	-14	MICHI	264	260	262	-2	OGEMBO	244	244	248	4	KARIRANA	212	216	220	8
51 KANYENYA	298	272	272	-26	KARONGI	276	254	255	-21	KOBEL	240	240	246	6	SIRET	218	220	220	2
52 MOMUL	254	269	270	16	MUSHUBI	276	255	255	-21	MUSHUBI	255	245	245	-10	MARAMBA	210	210	218	8
53 PFUNDA	286	270	270	-16	SHAGASHA	252	250	254	2	KAPKO	244	230	244	0	REYNA	206	216	218	12
54 KAMARYA	268	266	268	0	MOTIGO	256	250	254	-2	CHELAL	248	238	244	-4	NGORONGO	206	206	216	10
55 SANGANYI	230	240	248	18	SANGANYI	258	250	254	-4	MOKAMA	246	239	244	-2	KAPKATET	216	210	216	0
56 BOITO	225	236	243	18	CHEMOMI	250	248	252	2	ITUMBE	238	240	242	4	MOGOGO	214	202	215	1
57 OGEMBO	222	231	243	21	MULINDI	247	246	250	3	KAPSET	240	240	242	2	MABAYI	242	215	215	-27
58 KEBIRIGO	230	231	242	12	TIRGAGA	250	249	250	0	MOTIGO	242	240	242	0	MARA	206	215	215	9
59 SIONGO	249	241	242	-7	SIONGO	250	243	250	0	SIONGO	242	240	242	0	OLENG	212	210	214	2
60 GIANCHORE	220	238	241	21	KAPKATET	247	244	248	1	MOGOGO	242	238	241	-1	KAPCHORUA	204	210	214	10



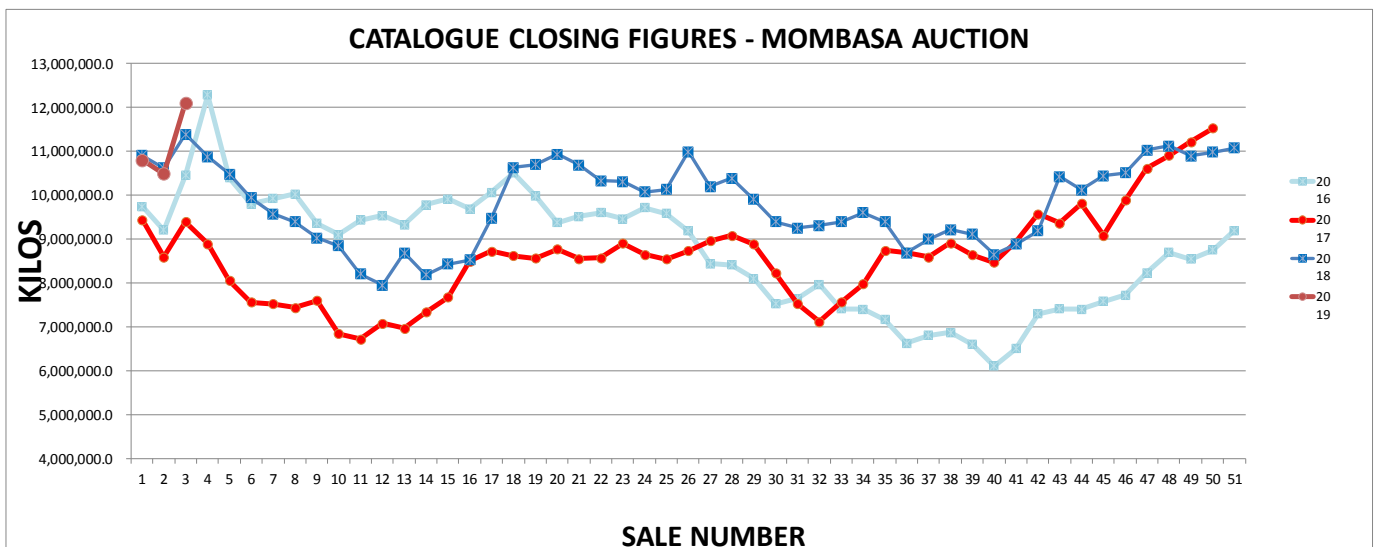
61	TEBESONIK	234	231	240	6	TOMBE	252	246	248	-4	GISAKURA	228	222	240	12	DL TEAS	203	210	210	7
62	CHEMOMI	225	224	234	9	TOROR	245	240	248	3	TIRGAGA	240	240	240	0	TEGAT	204	205	210	6
63	ITUMBE	220	222	231	11	OLENG	250	245	247	-3	EBEREGE	242	240	240	-2	TAITO	204	208	208	4
64	OLENG	236	220	230	-6	TORA	244	238	247	3	KAPKATET	242	239	240	-2	TINDERET	208	208		
65	CHELAL	224	220	230	6	MWAMU	246	240	246	0	MUDETE	240	239	240	0	KAIMOSI	204	202	206	2
66	KIBWARI	226	230	230	4	TEZA	248	246	246	-2	NYAMACHE	242	234	240	-2	EBEREGE	198	205	205	7
67	ROROK	226	220	230	4	RWEGURA	245	235	245	0	TOMBE	240	240	240	0	MOKAMA	204	204	204	0
68	TORA	245	230	230	-15	PFUNDA	242	242	244	2	BOITO	241	238	239	-2	PFUNDA	210	202	202	-8
69	KAPKO	218	218	228	10	EBEREGE	242	234	244	2	CHEBUT	237	238	239	2	MWAMU	216	202	202	-14
70	KEPCHOMO	224	228			KAMARYA	242	240	244	2	ROROK	238	238	239	1	MBOGO TEA	185	192	200	15
71	MOKAMA	222	228	228	6	MOKAMA	248	242	244	-4	TEGAT	236	238	239	3	MUDETE	212	200	200	-12
72	TOROR	222	224	228	6	OGEMBO	248	240	244	-4	KEBIRIGO	242	234	238	-4	BOITO	204	198	198	-6
73	MOTIGO	288	220	227	-61	CHEBANGO	230	225	242	12	KIBWARI	238	234	238	0	METTARORA	184	194	196	12
74	EBEREGE	218	222	226	8	CHELAL	244	236	242	-2	LITEIN	240	238	238	-2	CHEBUT	201	185	196	-5
75	KAPSARA	214	214	226	12	IJENDA	240	230	242	2	MWAMU	240	238	238	-2	LITEIN	198	185	196	-2
76	KAPSET	215	222	226	11	KEBIRIGO	242	242	242	0	KAPTUMO	236	234	237	1	ARROKET	187	185	195	8
77	SOKOT	234	224	226	-8	MOGOGO	244	237	241	-3	KAPSARA	234	235	236	2	MANARET	188	190	190	2
78	SIRET	232	225	225	-7	TEGAT	239	232	241	2	RWEGURA	240	232	232	-8	KAPSET	205	190	190	-15
79	TEGAT	217	215	225	8	MABAYI	240	240	240	0	MABAYI	230	230			TOIYOI	196	190	190	-6
80	KOBEL	234	219	224	-10	NDARAWETTA	236	238	240	4	TEZA	242	230	230	-12	KAPTUMO	200	188	188	-12
81	MOGOGO	220	215	224	4	NYAMACHE	244	230	240	-4	TORA	239	230	230	-9	KAYONZA	186	186		
82	KAPKATET	219	220	224	5	BOITO	239	237	239	0	KARIRANA	212	214	228	16	KERITOR	180	182	182	2
83	KAPTUMO	220	218	224	4	MUDETE	241	237	239	-2	KEPCHOMO	214	228	228	14	CHEBOSWA	181	180	180	-1
84	LITEIN	222	218	224	2	LITEIN	244	235	238	-6	SOKOT	222	228			TINET	180	180	180	0
85	MWAMU	222	224	224	2	CHEBUT	234	233	236	2	IJENDA	230	225	225	-5	SIOMO	180	180		
86	TOMBE	222	224			ITUMBE	238	232	236	-2	MARAMBA	208	210	222	14	KIPTAGICH	183	177	177	-6
87	MUDETE	223	222	222	-1	KIBWARI	232	234	236	4	NGORONGO	208	206	220	12	SAKAWA	177	177		
88	TIRGAGA	217	220	220	3	KAPTUMO	238	232	235	-3	REYNA	206	218	218	12	KIPKEBE	174	175	175	1
89	MABAYI	220	220			KAPKO	242	232	234	-8	SIRET	216	215	218	2	KELUNET	169	174	174	5
90	NYAMACHE	220	218	220	0	SIRET	222	232	234	12	NDARAWETTA	210	216	216	6	GISOZI	170	170	174	4
91	TEZA	218	220			KAPSARA	234	234	234	0	MULINDI	220	214	215	-5	IGARA	174	174	174	0
92	CHEBUT	215	215			MARA	240	230	234	-6	SHAGASHA	215	215			KERICHO	165	171	173	8
93	IJENDA	215	200	214	-1	ROROK	238	230	234	-4	TAITO	200	208	214	14	ELGON TEA	172	170	172	0
94	BONDET	205	194	212	7	KOBEL	240	230	232	-8	MARA	208	209	209	1	KIPSINENDE	182	172	172	-10
95	RWEGURA	217	200	212	-5	KAPSET	232	230	232	0	EMROK	197	196	204	7	CUPATEA	174	170	170	-4
96	MARAMBA	220	210	210	-10	KEPCHOMO	238	230	232	-6	CHEBANGO	194	204	204	10	JAMJI	154	170		
97	MARA	198	202	202	4	SOKOT	234	230	230	-4	DL TEAS	205	204	204	-1	KABIANGA	165	170	170	5
98	KARIRANA	196	190	190	-6	KARIRANA	229	215	222	-7	PFUNDA	212	200	202	-10	KIGEZI HIGHLAND	166	170	170	4
99	NGORONGO	202	190	190	-12	MARAMBA	222	215	218	-4	MBOGO TEA	196	198	200	4	TILYA	166	168	170	4
100	MASINGI	193	190	190	-3	MBOGO TEA	222	205	218	-4	TOIYOI	198	200	200	2	BUHWEJU	162	150	168	6
101	KIPTAGICH	189	185	185	-4	MANARET	212	212	215	3	SETYON	192	140	198	6	MUGOMA	167	168	168	1
102	REYNA	178	178			REYNA	210	208	214	4	SITOI	200	196	198	-2	BWINDI	164	168	168	4
103	KAYONZA	178	178			NGORONGO	212	200	210	-2	ARROKET	187	186	196	9	TAGABI	167	167		
104	TOIYOI	178	178			DL TEAS	218	205	210	-8	KELUNET	165	166	196	31	CHIMCHIM	165	160	164	-1
105	EMROK	194	172	176	-18	TAITO	206	206	206	0	MANARET	188	190	196	8	KOIWA	172	162	162	-10
106	JAMJI	170	170	170	0	EMROK	212	200	205	-7	MASINGI	190	196	196	6	KORUMA	150	162		
107	KIPSINENDE	160	156	167	7	SITOI	206	200	205	-1	METTARORA	188	188	194	6	ITONA	160	162	162	2
108	KIPCHABO	186	165	165	-21	KIPCHABO	207	197	203	-4	KERITOR	185	180	194	9	KIMUGU	160	160		
109	BUHWEJU	166	162	162	-4	KERITOR	196	202	202	6	TILUET	179	176	192	13	GLOBAL VILLAGE	160	157	160	0
110	SIOMO	177	160	160	-17	TOIYOI	190	200	202	12	SIOMO	189	185	191	2	LIVINGSTONIA	169	160	160	-9
111	KERICHO	156	156			ARROKET	196	194	200	4	KIPTAGICH	184	186	190	6	MUZIZI	166	160	160	-6
112	KALINZU	160	154	156	-4	KIPTAGICH	199	190	198	-1	ITONA	186	182	188	2	NYARINDA	160	160		
113	MUZIZI	160	152	152	-8	METTARORA	195	196	198	3	KAYONZA	184	184	186	2	BUGAMBE	150	150	158	8
114	ITONA	162	150	150	-12	TINET	195	190	196	1	TINET	184	182	184	0	KALINZU	155	152	158	3
115	KYAMUHUNGA	152	148	150	-2	SETYON	200	190	194	-6	CHEMAMUL	170	168	184	14	SWAZI	160	150	158	-2
116	ANKOLE	157	140	149	-8	MABROUKIE	192	192			KIGEZI HIGHLAND	164	184	184	20	SETYON	190	153	153	-37
117	BUGAMBE	150	140	148	-2	SIOMO	197	190	192	-5	MATUTA	182	182			ANKOLE	148	146	152	4
118	KORUMA	147	147			KIPSINENDE	170	191	191	21	KIPCHABO	172	179	181	9	KAHUNA	146	152	152	6
119	NGOINA	150	145	145	-5	SAPTET	187	186	190	3	KIPKEBE	178	166	180	2	KYAMUHUNGA	158	152	152	-6
120	IKANGA	162	140	145	-17	CHEMAMUL	180	182	188	8	KIPTENDEN	180	180	180	0	RWENZORI	152	150	150	-2

121	MOGENI	150	143	143	-7	ITONA	194	180	188	-6	MABROUKIE	180	180	KAKONDE	156	148	148	-8		
122	MUGOMA	140	140			TILUET	180	188	188	8	SAPTET	179	180	180	1	MWENGE	148	146	146	-2
123	SAPTET	140	140			TACHASIS	185	185	187	2	KAPSONGOI	180	174	180	0	BUZIRASAGAMA	155	145	145	-10
124	BUZIRASAGAMA	135	135	140	5	KIPKEBE	192	185	185	-7	CUPATEA	176	176	176	0	KIKO	144	145	145	1
125	KABIANGA	152	140	140	-12	KIPTENDEN	192	185	185	-7	KIPSINENDE	184	172	176	-8	NGOINA	132	135	142	10
126	MWENGE	148	136	140	-8	CUPATEA	170	167	183	13	LIVINGSTONIA	174	170	174	0	KIGUMBA	156	142	142	-14
127	TILYA	146	138	140	-6	KAPSONGOI	180	178	182	2	LELAGOIN	174	164	172	-2	MUNOBWA	148	137	140	-8
128	CUPATEA	138	139			SISIBA	185	180	180	-5	BWINDI	168	158	172	4	TORO	154	140	140	-14
129	CHIMCHIM	136	138			CHIMCHIM	165	166	179	14	KABIANGA	170	160	172	2	KIBALE	136	136		
130	KIBENA	137	138	138	1	TILYA	191	170	179	-12	TILYA	172	168	172	0	KIJURA	130	130	132	2
131	TORO	132	130	138	6	KABIANGA	170	170	178	8	ELGON TEA	175	165	170	-5	KIAMARA	132	128	130	-2
132	KIBALE	140	137	137	-3	BUHWEJU	165	176	176	11	NYAMBYA	165	170	170	5	MITYANA	142	128	128	-14
133	KIGUMBA	139	137	137	-2	NGOINA	160	152	174	14	SISIBA	156	170	170	14	RUSEKERE	125	125		
134	KIJURA	144	135	137	-7	LELAGOIN	176	170	170	-6	MOGENI	164	160	169	5	NAMAYIBA	110	110		
135	LIVINGSTONIA	137	137			MUFINDI	184	170	170	-14	MUFINDI	172	160	168	-4	MWERA	98	98		
136	RWENZORI	130	137	137	7	RWAKA	150	165			CHIMCHIM	169	167	167	-2	ARC MOUNTAIN				
137	SWAZI	136	135	135	-1	LIVINGSTONIA	172	165	165	-7	MUGOMA	167	165	167	0	BONDET				
138	NYAMBYA	138	134	134	-4	KIGEZI HIGHLAN	156	160	160	4	BUHWEJU	160	146	166	6	DINDIRA				
139	RUSEKERE	134	132	132	-2	MUGOMA	165	158	158	-7	MAGURA	168	160	166	-2	EMROK				
140	KASAKU	132	131	131	-1	IKANGA	174	145	155	-19	KAISUGU	170	165	165	-5	GATARE				
141	MUNOBWA	132	130	130	-2	KABALE	154	154			NYARINDA	160	120	164	4	GISAKURA				
142	CHIVANJEE	130	128	128	-2	KALINZU	135	140	152	17	GLOBAL VILLAC	158	154	162	4	GISOVU				
143	MWERA	132	122	128	-4	MUZIZI	140	151			KYAMUHUNGA	158	148	162	4	GUMARO				
144	MONIKO	125	125			MOGENI	158	150	150	-8	KABALE	162	160	160	-2	KAISUGU				
145	SALAMA	125	125			MAGURA	146	142	148	2	MUZIZI	168	160	160	-8	KAPTIEN				
146	MITYANA	122	122			NYARINDA	147	142	147	0	BUGAMBE	148	140	158	10	KARAMBI				
147	KIAMARA	127	120	120	-7	BWINDI	152	120	146	-6	KALINZU	158	152	156	-2	KARONGI				
148	ARC MOUNTAIN					MAHENYE	142	142			RWENZORI	152	140	154	2	KASUNGA				
149	ARROKET					MWENGE	130	134	140	10	SWAZI	156	144	154	-2	KIBENA				
150	CHEBOSWA					SWAZI	130	137	139	9	KAHUNA	142	150	152	10	KIPTENDEN				
151	DINDIRA					NYAMBYA	130	138	138	8	ARC MOUNTAIN	156	150	150	-6	KOBEL				
152	ELGON TEA					BUGAMBE	146	135	135	-11	KAKONDE	160	144	150	-10	LELAGOIN				
153	GUMARO					GLOBAL VILLAGE	140	135	135	-5	ANKOLE	142	144	148	6	MABROUKIE				
154	KAISUGU					KIKO	130	135	135	5	MUNOBWA	135	140	148	13	RUBAYA				
155	KAPTIEN					KYAMUHUNGA	140	134	134	-6	KIBALE	142	140	146	4	RUTSIRO				
156	KARAMBI					MONIKO	133	133			MWENGE	142	132	146	4	RWAKA				
157	KASUNGA					KIGUMBA	132	132			NGOINA	130	145			SAPTET				
158	KELUNET					RWENZORI	128	125	132	4	BUZIRASAGAMA	152	145	145	-7	SHAGASHA				
159	KIMUGU					KAKONDE	130	130			KIGUMBA	156	140	142	-14	SITOI				
160	KIPKEBE					KIJURA	132	130	130	-2	KIKO	144	142	142	-2	WUSH WUSH				
161	KIPTENDEN					MUNOBWA	124	127	130	6	TORO	148	140	140	-8	CHEBANGO				
162	KOIWA					ARC MOUNTAIN	134	128	128	-6	KASAKU	140	134	138	-2	CHELAL				
163	LELAGOIN					BUZIRASAGAMA	139	124	128	-11	MABALE	134	124	138	4	CHEMAMUL				
164	MABROUKIE					KARAMBI	130	125	127	-3	KIJURA	140	132	134	-6	CHEMOMI				
165	MANARET					KIBALE	132	125	127	-5	LUWALA	138	118	132	-6	CHIVANJEE				
166	MBOGO TEA					KIAMARA	120	115	127	7	MITYANA	148	132	132	-16	CYOHOKA				
167	METTARORA					DINDIRA	128	125	125	-3	KIAMARA	150	128	128	-22	GIANCHORE				
168	NAMAYIBA					MITYANA	122	120	124	2	SALAMA	131	125	125	-6	HIMA				
169	RUTSIRO					CHIVANJEE	122	122	122	0	RUSEKERE	125	122	122	-3	IGEMBE				
170	RWAKA					KASAKU	128	120	122	-6	NAMAYIBA	118	118			IKANGA				
171	SAKAWA					MABALE	140	114	121	-19	KASUNGA	115	115			ITUMBE				
172	SETYON					LUWALA	120	118	120	0	MWERA	100	105	105	5	KABALE				
173	SITOI					SALAMA	124	120	120	-4	BONDET					KAMARYA				
174	TAGABI					TORO	122	120	120	-2	CHEBOSWA					KANGAITA				
175	TINET					NAMAYIBA	110	110			DINDIRA					KAPSARA				
176	WUSH WUSH					MWERA	100	106	108	8	GATARE					KAPSONGOI				



## CATALOGUE CLOSING FIGURES – 2018 Vs 2019

Sale No.	2016		2017		2018		2019		Differencial 2019 Vs. 2018	
	Pkgs	Kilos	Pkgs	Kilos	Pkgs	Kilos	Pkgs	Kilos	Pkgs	Kilos
1	148,451	9,735,654.5	145,178	9,437,045.5	170,026	10,902,243.0	165,608	10,795,804.5	- 4,418	- 106,438.5
2	139,820	9,199,450.0	140,125	8,593,123.5	165,456	10,623,001.0	160,608	10,482,869.5	- 4,848	- 140,131.5
3	159,276	10,449,664.5	144,994	9,386,541.5	179,439	11,385,435.0	187,639	12,104,346.0	8,200	718,911.0
4	188,659	12,275,549.0	138,097	8,890,671.5	168,997	10,873,246.0			- 168,997	- 10,873,246.0
5	159,398	10,393,542.0	124,938	8,054,484.0	162,594	10,480,140.0			- 162,594	- 10,480,140.0
6	150,152	9,801,201.0	117,320	7,562,742.7	153,970	9,941,178.0			- 153,970	- 9,941,178.0
7	153,397	9,915,132.0	116,361	7,518,587.5	148,003	9,566,966.0			- 148,003	- 9,566,966.0
8	154,458	10,019,049.5	115,356	7,439,711.0	144,742	9,391,252.0			- 144,742	- 9,391,252.0
9	143,119	9,357,930.0	117,140	7,597,207.0	139,959	9,020,760.0			- 139,959	- 9,020,760.0
10	139,747	9,097,239.0	105,840	6,845,830.5	137,540	8,841,378.0			- 137,540	- 8,841,378.0
11	144,515	9,424,673.5	103,585	6,720,482.5	126,153	8,199,578.0			- 126,153	- 8,199,578.0
12	145,973	9,530,611.0	108,818	7,078,896.5	122,280	7,950,062.0			- 122,280	- 7,950,062.0
13	142,210	9,321,487.0	106,738	6,966,532.5	133,419	8,686,279.0			- 133,419	- 8,686,279.0
14	150,415	9,774,359.5	111,839	7,331,690.5	126,598	8,187,381.0			- 126,598	- 8,187,381.0
15	151,648	9,914,957.5	117,718	7,672,851.0	129,007	8,426,139.0			- 129,007	- 8,426,139.0
16	147,839	9,679,159.0	130,737	8,495,693.0	130,302	8,519,375.0			- 130,302	- 8,519,375.0
17	153,600	10,060,731.0	133,590	8,719,546.0	144,877	9,463,195.0			- 144,877	- 9,463,195.0
18	151,268	10,502,473.0	132,188	8,612,581.5	161,933	10,628,353.0			- 161,933	- 10,628,353.0
19	152,683	9,983,086.0	131,831	8,558,320.5	163,252	10,697,993.0			- 163,252	- 10,697,993.0
20	142,133	9,369,893.0	134,729	8,763,410.0	167,272	10,932,188.0			- 167,272	- 10,932,188.0
21	144,104	9,509,564.0	131,634	8,550,796.0	163,267	10,680,522.0			- 163,267	- 10,680,522.0
22	146,216	9,600,156.0	131,700	8,572,204.0	158,259	10,326,586.0			- 158,259	- 10,326,586.0
23	143,286	9,455,061.0	137,700	8,897,500.0	158,710	10,310,596.0			- 158,710	- 10,310,596.0
24	148,330	9,714,505.0	132,606	8,644,644.0	156,160	10,069,790.0			- 156,160	- 10,069,790.0
25	146,750	9,575,912.5	130,856	8,539,642.0	158,268	10,130,119.0			- 158,268	- 10,130,119.0
26	140,955	9,185,569.0	134,420	8,734,861.0	172,659	10,990,667.0			- 172,659	- 10,990,667.0
27	128,199	8,441,443.0	137,592	8,961,409.0	157,618	10,195,939.0			- 157,618	- 10,195,939.0
28	129,427	8,405,546.0	139,587	9,082,566.0	161,018	10,378,590.0			- 161,018	- 10,378,590.0
29	124,024	8,100,347.0	136,100	8,885,641.0	153,715	9,904,349.0			- 153,715	- 9,904,349.0
30	116,127	7,517,405.5	127,020	8,224,195.0	145,382	9,386,647.0			- 145,382	- 9,386,647.0
31	118,392	7,648,417.0	116,082	7,525,278.0	143,838	9,249,722.0			- 143,838	- 9,249,722.0
32	121,941	7,968,002.0	109,583	7,112,977.0	145,418	9,304,245.0			- 145,418	- 9,304,245.0
33	114,684	7,411,426.0	117,196	7,560,646.0	146,137	9,387,631.0			- 146,137	- 9,387,631.0
34	115,065	7,401,593.0	124,100	7,974,797.0	149,397	9,595,599.5			- 149,397	- 9,595,599.5
35	111,398	7,162,051.0	134,339	8,736,776.0	146,652	9,389,530.5			- 146,652	- 9,389,530.5
36	103,211	6,620,776.0	133,343	8,692,718.0	134,282	8,680,839.5			- 134,282	- 8,680,839.5
37	105,363	6,801,861.0	131,860	8,589,806.0	139,101	8,989,967.0			- 139,101	- 8,989,967.0
38	105,991	6,874,694.0	136,152	8,913,732.0	143,642	9,210,797.0			- 143,642	- 9,210,797.0
39	102,399	6,593,834.0	132,480	8,632,611.0	140,946	9,108,030.5			- 140,946	- 9,108,030.5
40	93,697	6,101,035.0	129,850	8,468,285.0	132,790	8,647,179.5			- 132,790	- 8,647,179.5
41	100,438	6,506,134.0	137,560	8,931,039.0	136,599	8,885,007.0			- 136,599	- 8,885,007.0
42	113,860	7,296,708.0	147,380	9,566,121.5	140,880	9,187,387.5			- 140,880	- 9,187,387.5
43	113,933	7,409,459.5	143,755	9,362,940.0	160,311	10,419,218.5			- 160,311	- 10,419,218.5
44	113,258	7,400,472.0	150,080	9,803,157.5	155,019	10,118,475.5			- 155,019	- 10,118,475.5
45	115,579	7,575,449.0	138,321	9,075,225.0	159,826	10,440,717.5			- 159,826	- 10,440,717.5
46	118,525	7,716,618.5	151,239	9,885,740.0	161,570	10,503,250.5			- 161,570	- 10,503,250.5
47	126,695	8,229,984.0	162,135	10,607,228.0	169,339	11,025,908.0			- 169,339	- 11,025,908.0
48	133,650	8,694,053.5	167,935	10,903,011.0	171,736	11,119,224.5			- 171,736	- 11,119,224.5
49	132,838	8,544,808.0	172,760	11,213,580.0	166,856	10,894,351.5			- 166,856	- 10,894,351.5
50	136,984	8,747,685.0	178,260	11,522,884.0	168,848	10,976,973.5			- 168,848	- 10,976,973.5
51	141,000	9,192,163.0			171,146	11,070,784.5			- 171,146	- 11,070,784.5
<b>Total</b>	<b>6,825,080</b>	<b>445,208,574.5</b>	<b>6,630,747</b>	<b>430,417,958.7</b>	<b>7,745,208</b>	<b>501,294,787.0</b>	<b>513,855</b>	<b>33,383,020.0</b>	<b>-7,231,353</b>	<b>-467,911,767.0</b>



(Please note figures inclusive of reprints)

# WEATHER REPORT

## KENYA

For the week ending 30<sup>th</sup> December, 2018, both East and West of Rift tea growing areas experienced sunny intervals with some cloud cover and scattered showers mainly in the afternoon. For the few plucking days after Christmas, factory green leaf intakes were substantial and ranged between 80 to 100 tons on average and sometimes more in few selected factories. Significant decline is expected this month if the current hot and dry weather being experienced persist.

## UGANDA

Western Uganda received a total of 57 mm of rainfall last week. Fort Portal area received 12 mm of average rainfall and experienced 27C<sup>0</sup> maximum and 17 C<sup>0</sup> minimum temperatures. Hoima received 4 mm of rainfall. Kibale received 17 mm of rainfall and experienced 31 C<sup>0</sup> maximum and 21 C<sup>0</sup> minimum temperatures while Bushenyi received 12 mm of rainfall and experienced 27 C<sup>0</sup> minimum and 13 C<sup>0</sup> maximum temperatures.

Crop levels slightly increased apart from Ankole where it dropped

**COMBROK LIMITED**