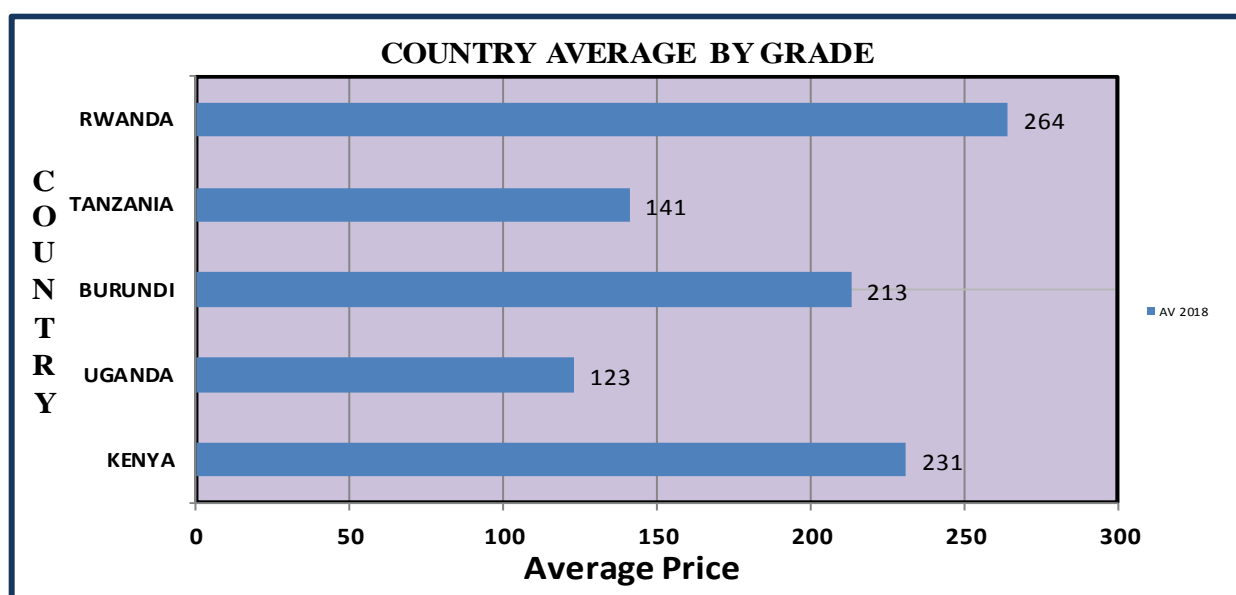


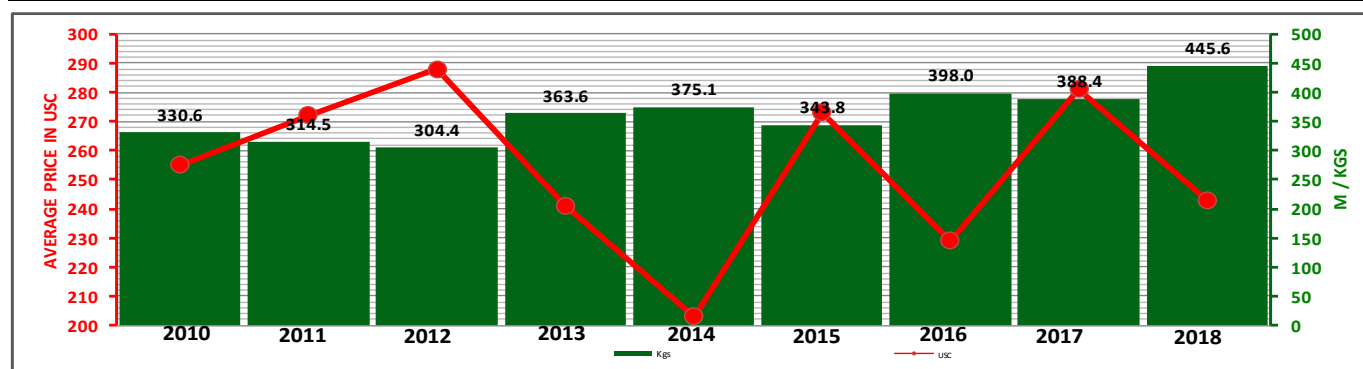
Mombasa Auction: Country Average Prices in US Cents Sale 51 (2018)

COUNTRY	AV 2018	BP1	PF1	PD	D1	BP	PF	D	FNGS	BMF
KENYA	231	256	253	222	230	147	143	111	145	75
UGANDA	123	145	132	149	148	126	105	92	79	71
BURUNDI	213	220	223	218	217			156	154	
TANZANIA	141	148	171	169	152	116	105	69	97	72
RWANDA	264	330	271	248	246	236	227	208	221	134
ALL AUCTION AVERAGE	213	243	243	211	212	178	123	113	117	73























Mombasa Auction - Auction Quantities & Average Prices 2010 - 2018

	Jan		Feb		Mar		Apr		May		Jun		Jul		Aug		Sep		Oct		Nov		Dec		Total	
	Kgs	USC	Kgs	USC	Kgs	USC	Kgs	USC	Kgs	USC	Kgs	USC	Kgs	USC	Kgs	USC	Kgs	USC	Kgs	USC	Kgs	USC	Kgs	USC	Kgs	USC
2018	49.3	279	34.3	281	29.6	265	39.9	252	38.7	247	37.3	239	43.7	233	32.2	222	31.8	226	41.8	226	38.4	220	29.5	213	445.6	243
2017	40.9	284	25.4	285	25.2	274	28.7	272	38.7	275	31.0	289	31.2	283	27.1	275	32.3	286	40.9	291	35.5	283	31.3	266	388.4	281
2016	37.0	256	36.6	237	40.7	223	35.3	204	44.4	212	34.2	227	29.2	231	21.7	218	23.8	222	24.6	223	36.3	250	23.6	252	398.0	229
2015	33.5	214	31.0	227	30.2	254	22.4	257	21.2	285	35.4	300	21.9	310	22.4	294	32.1	284	25.3	302	32.4	289	35.4	285	343.8	273
2014	25.1	256	30.6	224	36.6	208	21.8	207	35.7	196	44.9	191	28.1	205	24.6	203	33.2	190	28.1	192	33.6	191	32.8	189	375.1	203
2013	35.7	305	29.9	292	28.5	264	32.0	237	31.5	239	34.7	231	34.6	229	25.5	228	24.0	213	28.4	202	32.5	210	26.5	234	363.6	241
2012	36.1	264	27.2	265	23.9	274	22.8	279	17.8	281	24.1	289	26.8	299	22.6	309	21.9	304	31.8	297	27.9	304	21.4	307	304.4	288
2011	24.8	294	24.6	277	31.4	274	17.1	266	32.9	262	30.4	271	25.4	282	26.2	282	20.8	267	23.4	265	33.8	266	23.8	261	314.5	272
2010	27.9	284	29.1	295	33.5	280	24.6	261	41.6	235	33.7	222	27.2	216	25.1	250	17.9	249	18.3	250	30.5	254	21.0	270	330.6	255



December figures include sold kilos and average price for sale 49, 50 and 51.

BUYERS' PURCHASES SALE 51 2018

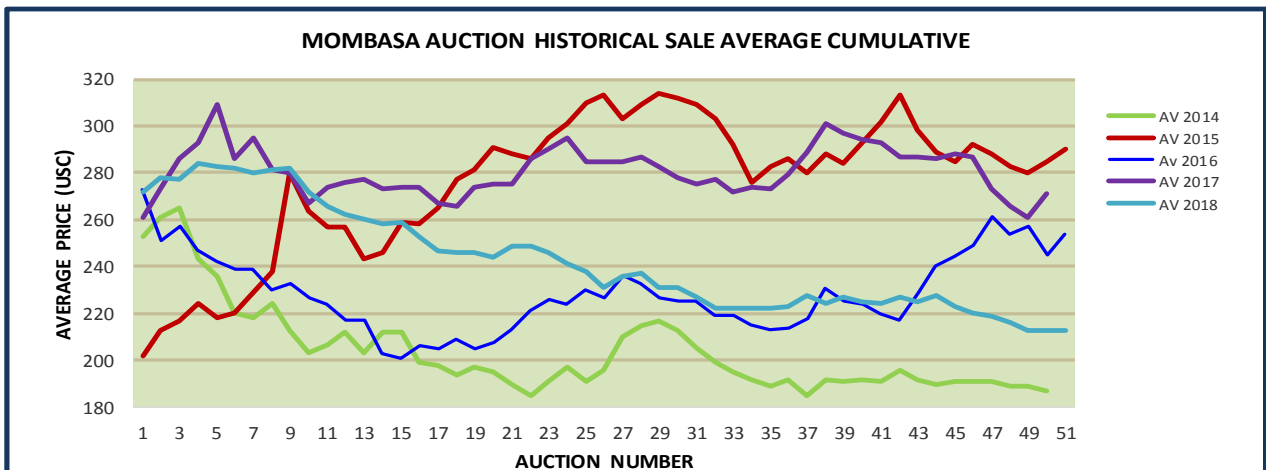
Buyer	% Sold	Totals	BP1	PF1	PD	DUST1	BP2	PF2	DUST2	FNGS	BMF
GLOBAL TEA & 	19.60	30,530	2,200	14,540	5,730	2,320	80	400	1,280	1,260	2,720
CARGILL KENYA 	8.80	13,700	760	7,560	5,180	200	0	0	0	0	0
L.A.B. 	8.08	12,578	200	3,220	5,238	3,900	0	0	20	0	0
JAMES FINLAY 	7.67	11,940	780	2,320	6,300	2,220	120	0	140	20	40
CHAI TRADING 	7.14	11,120	2,880	5,220	2,040	880	0	80	20	0	0
SSOE (KENYA) 	5.67	8,830	1,680	1,340	1,560	920	80	870	800	740	840
CUP OF JOE LTD 	5.14	7,998	2,820	2,738	560	420	940	520	0	0	0
COFFTEA AGENCIES 	4.57	7,120	1,520	1,140	360	0	0	200	0	3,080	820
MOMBASA COFFEE 	4.05	6,300	40	1,000	3,180	1,840	240	0	0	0	0
VAN REES KENYA 	3.71	5,780	720	3,180	1,100	360	100	180	40	100	0
DEVCHAND 	3.51	5,460	0	5,460	0	0	0	0	0	0	0
M.J. CLARKE LTD 	2.99	4,660	280	860	1,740	680	20	660	0	420	0
AL-EMIR LTD 	2.17	3,380	40	3,000	160	80	0	60	40	0	0
STANSAND (A) LTD 	1.55	2,420	40	100	1,540	0	0	200	0	540	0
ABBAS TRADERS 	1.40	2,180	0	1,480	520	0	0	160	20	0	0
SHAKAB 	1.39	2,160	0	1,520	200	40	0	80	240	80	0
ALIBHAI RAMJI 	1.22	1,900	0	1,520	80	120	0	40	0	140	0
LULA TRADING 	1.11	1,730	0	0	0	0	0	90	0	260	1,380
RANFER TEAS K 	1.08	1,680	280	40	40	120	0	320	660	220	0
EMPIRE KENYA 	0.98	1,520	1,440	80	0	0	0	0	0	0	0
Green Leaf Trading	0.91	1,420	0	0	0	0	0	0	40	340	1,040
McLEOD RUSSEL	0.91	1,420	360	400	200	40	0	80	300	40	0
CHAMU SUPPLIES	0.78	1,220	40	80	780	200	40	20	60	0	0
IMPERIAL TEAS	0.76	1,180	120	400	320	200	0	0	140	0	0
AIMCO	0.60	940	0	0	0	0	0	0	60	300	580
MAYMUN	0.60	940	0	0	0	0	20	240	100	320	260
SARDIA	0.57	880	240	100	40	0	0	20	0	260	220
MARA CHAI LIMITED	0.49	760	240	160	200	0	0	0	0	160	0
AFRO TEAS LIMITED	0.40	620	40	0	0	0	0	120	0	420	40
LINDOP & COMPANYY	0.39	600	0	320	20	0	0	0	260	0	0
SUMMER LINER	0.32	500	0	40	0	0	20	160	0	60	220
GOKALTRADING	0.21	320	320	0	0	0	0	0	0	0	0
INDO-AFRICAN TEA	0.21	320	0	280	40	0	0	0	0	0	0
PWANI HAULIERS	0.19	300	0	0	40	0	0	120	0	140	0
TUSHA TEA LIMITED	0.19	300	0	300	0	0	0	0	0	0	0
TROPICAL CROPS &	0.14	220	0	80	0	0	40	20	20	0	60
AFRIBRIDGE TRADE	0.13	200	0	0	0	120	0	0	80	0	0
JAWAI TEA LIMITED	0.13	200	80	80	0	40	0	0	0	0	0
BURALE CLEARING	0.06	100	0	0	0	0	0	0	0	0	100
KIRINDO TRADERS	0.06	100	0	0	0	0	0	0	0	0	100
MOMBASA TEA	0.06	100	0	40	40	0	20	0	0	0	0
SUWAD ENTERPRISE	0.05	80	0	0	40	40	0	0	0	0	0
TRUST TEA	0.03	40	0	40	0	0	0	0	0	0	0

Kilos Sold By Country - Sale no. 51 & Cumulative to date (2018)

	Current Sale 51/2018		Year To Date Sale 01-51/2018	
	Pkgs	Kilos	Pkgs	Kilos
KENYA	113,390	4,614,658.00	5,121,631	344,181,761.00
UGANDA	27,276	1,510,560.00	1,047,416	58,271,467.00
BURUNDI	2,520	163,904.00	132,537	8,365,814.00
TANZANIA	5,980	335,912.00	214,729	11,774,536.00
RWANDA	6,580	450,446.00	317,004	21,587,893.00
MADAGASCAR			340	18,548.00
MOZAMBIQUE			13,390	583,187.00
DR CONGO			3,101	185,634.00
ETHIOPIA			14,295	613,603.00
TOTALS:	155,746	7,075,480.00	6,864,443	445,582,443.00

Mombasa Auction - Historical Averages Comparative 2014 - 2018

SALE NO.	AV 2014	AV 2015	Av 2016	AV 2017	AV 2018	2018 BP1	2018 PF1	2018 PD	2018 D1	2018 BP2	2018 PF2	2018 D2	2018 FNCS	2018 BMF
1	253	202	273	261	272	262	287	293	290	195	185	185	171	142
2	261	213	251	273	278	277	294	298	299	201	180	184	174	138
3	265	217	257	286	277	276	301	298	302	196	175	188	166	131
4	243	224	247	293	284	278	310	298	303	204	184	191	169	130
5	236	218	242	309	283	269	306	301	310	204	179	201	169	126
6	220	220	239	286	282	277	303	300	317	190	175	197	164	125
7	218	229	239	295	280	274	300	302	309	202	186	204	166	131
8	224	238	230	281	281	278	298	301	307	203	180	199	169	129
9	213	280	233	280	282	284	300	300	304	197	182	195	172	130
10	203	264	227	267	272	263	289	296	301	199	187	204	171	131
11	207	257	224	274	266	262	284	279	278	210	178	194	169	128
12	212	257	217	276	262	256	279	282	282	185	181	186	167	127
13	203	243	217	277	260	253	288	261	268	187	181	179	172	130
14	212	246	203	273	258	253	281	264	270	189	185	180	171	137
15	212	259	201	274	259	256	281	262	269	179	183	172	168	136
16	199	258	206	274	253	251	276	261	267	196	181	172	167	131
17	198	265	205	267	247	241	274	244	254	192	186	179	170	127
18	194	277	209	266	246	227	271	249	253	176	176	171	164	128
19	197	281	205	274	246	227	273	248	254	171	172	168	164	129
20	195	291	208	275	244	222	274	245	251	177	168	159	164	127
21	190	288	213	275	249	222	278	252	258	162	170	165	158	121
22	185	286	221	286	249	221	276	253	256	176	175	165	158	114
23	191	295	226	290	246	229	273	253	254	168	168	166	154	108
24	197	301	224	295	241	229	267	250	248	164	162	163	150	104
25	191	310	230	285	238	228	266	247	245	150	161	158	149	98
26	196	313	227	285	231	206	261	242	246	150	143	154	137	91
27	210	303	236	285	236	223	264	243	245	149	149	157	138	95
28	215	309	233	287	237	232	262	244	249	152	152	163	140	98
29	217	314	227	283	231	242	251	240	241	151	156	163	142	101
30	213	312	225	278	231	236	257	235	233	145	149	164	144	103
31	205	309	225	275	227	242	250	227	231	141	148	156	144	104
32	199	303	219	277	222	236	244	224	220	162	145	152	132	107
33	195	292	219	272	222	242	242	221	222	147	142	141	127	109
34	192	276	215	274	222	247	240	227	233	146	145	142	127	102
35	189	283	213	273	222	240	243	228	236	147	138	144	128	102
36	192	286	214	279	223	234	239	235	232	146	132	141	123	98
37	185	280	218	289	228	250	244	242	240	134	132	138	131	91
38	192	288	231	301	224	247	244	232	247	132	124	132	119	90
39	191	284	225	297	227	239	245	240	248	121	134	139	132	92
40	192	293	224	294	225	227	247	232	241	131	139	134	122	91
41	191	302	220	293	224	235	239	234	238	147	147	145	139	95
42	196	313	217	287	227	246	245	234	238	138	141	138	137	94
43	192	298	229	287	225	229	244	233	237	152	142	142	130	88
44	190	289	240	286	228	239	243	234	243	159	140	134	136	84
45	191	285	244	288	223	248	239	227	238	172	139	131	125	83
46	191	292	249	287	220	240	240	224	228	173	127	123	113	77
47	191	288	261	273	219	237	247	219	222	161	136	121	121	75
48	189	283	254	266	216	243	245	214	218	155	130	122	118	69
49	189	280	257	261	213	241	244	209	211	159	135	116	123	72
50	187	285	245	271	213	245	242	206	207	129	125	118	112	71
51	-	290	254	-	213	243	243	211	212	178	123	113	117	73
Average	203	273	226	282	243	245	265	251	254	169	156	159	147	107



**Actual Packages on offer for coming sale 01 of 02nd & 03rd January, 2019
(By Grade / by Country)**

	BP1	PF1	PD	DUST1	BP2	PF2	DUST2	FNGS	BMF	Total
KENYA	15,038	51,280	30,420	12,600	580	2,050	2,420	4,620	2,200	121,208
UGANDA	2,580	5,460	6,440	3,200	400	2,740	860	3,360	3,420	28,460
RWANDA	2,240	2,680	1,080	360	360	60	420	200	20	7,420
TANZANIA	520	1,860	880	280	0	0	280	480	340	4,640
BURUNDI	1,000	920	480	240	0	0	100	240	0	2,980
ETHIOPIA	0	0	0	0	0	380	500	0	0	880
Total	21,378	62,200	39,300	16,680	1,340	5,230	4,580	8,900	5,980	165,588

**Upcoming Auction Offerings by Country
Sale no. 01 and 02/ 2019**

COUNTRY	Sale 01/ 2019 (Actual packages)		Sale 02/ 2019		VARIANCE Kgs
	Pkgs	Kgs	Pkgs	Kgs	
KENYA	121,208.00	8,184,308.50	117,569.00	7,969,039.00	215,269.50
UGANDA	28,460.00	1,607,581.00	25,860.00	1,450,127.00	157,454.00
RWANDA	7,420.00	503,705.00	7,340.00	495,273.50	8,431.50
BURUNDI	2,980.00	187,930.00	3,160.00	200,112.00	(12,182.00)
TANZANIA	4,640.00	273,956.00	6,199.00	347,241.00	(73,285.00)
ETHIOPIA	880.00	38,324.00	480.00	21,077.00	17,247.00
D R CONGO					-
MOZAMBIQUE					-
TOTALS:	165,588.00	10,795,804.50	160,608.00	10,482,869.50	312,935.00

MAIN GRADE COMPARATIVE RANKINGS – SALE 51 2018

Mark	BP1				Mark	PF1				Mark	PD				Mark	DUST1			
	Pre	Lo	High	De		Prev	Low	Hig	Dev		Pre	Low	Hig	De		Prev	Low	Hig	Dev
1 NYABIHU	414	410	425	11	KITABI	318	312	324	6	NYABIHU	346	334	334	-12	KITABI	320	320	320	0
2 RUTSIRO	394	404	404	10	RUBAYA	301	312	318	17	KITABI	350	325	325	-25	GATHUTHI	322	316	317	-5
3 RUBAYA	380	385	388	8	MUNUNGA	318	310	318	0	KATHANGARIRI	290	300	300	10	KIMUNYE	314	312	315	1
4 IMENTI	351	332	372	21	GATHUTHI	318	313	315	-3	KIMUNYE	294	292	298	4	KATHANGARIRI	297	300	304	7
5 GITUGI	362	350	358	-4	RUKURIRI	306	308	314	8	GATHUTHI	290	290	296	6	IMENTI	304	303	303	-1
6 GITHONGO	356	342	346	-10	KIMUNYE	304	308	312	8	GITUGI	290	296	296	6	KANGAITA	298	303		
7 KATHANGARIRI	348	330	343	-5	GITUGI	302	302	310	8	MUNUNGA	293	294	296	3	GITUGI	292	296	300	8
8 GACHARAGE	308	310	338	30	NYABIHU	290	280	310	20	IMENTI	290	294	294	4	NJUNU	289	298	298	9
9 NJUNU	334	325	336	2	KATHANGARIRI	304	304	308	4	NJUNU	285	290	293	8	KINORO	280	274	294	14
10 MUNUNGA	342	308	334	-8	IMENTI	301	302	305	4	RUKURIRI	286	284	290	4	MUNUNGA	293	294	294	1
11 GATARE		332	332		NJUNU	300	296	302	2	GACHARAGE	304	284	288	-16	MUNGANIA	284	282	290	6
12 NSHLI KIVU		332	332		GACHARAGE	295	294	301	6	KANGAITA	282	288	288	6	IKUMBI	282	286	288	6
13 KIMUNYE	316	316	332	16	KANGAITA	298	298	301	3	MATA	304	286	286	-18	RUKURIRI	286	286	288	2
14 NDIMA	296	302	330	34	MUNGANIA	297	298	300	3	GATARE	294	280	285	-9	GACHARAGE	288	282	282	-6
15 THUMAITA	322	325	328	6	NDIMA	300	296	300	0	KIRU	276	280	284	8	MAKOMBOKI	282	278	282	0
16 KINORO	308	292	327	19	RUTSIRO	277	274	294	17	NDARUGU	275	272	284	9	NDIMA	280	280	282	2
17 GATHUTHI	310	312	318	8	GITHONGO	292	292	294	2	NGERE	275	277	284	9	NDUTI	270	280	282	12
18 GATUNGURU	298	302	317	19	KAMBAA	292	290	294	2	CHINGA	278	280	282	4	GITHONGO	280	280	280	0
19 RUKURIRI	306	310	316	10	KIEGOI	289	291	294	5	MICHI	276	281	282	6	KIONYO	278	268	280	2
20 THETA	312	316	316	4	THETA	290	289	294	4	GITHAMBO	277	275	282	5	KIRU	274	278	280	6
21 WERU	300	292	316	16	IKUMBI	292	288	293	1	GITHONGO	282	280	282	0	NGERE	283	277	280	-3
22 IKUMBI	296	282	314	18	NGERE	288	290	293	5	IKUMBI	280	280	282	2	THETA	275	280	280	5
23 KIEGOI	304	300	312	8	KAGWE	290	288	292	2	IRIANI	270	276	282	12	CHINGA	276	272	279	3
24 MUNGANIA	294	288	312	18	KIONYO	290	286	292	2	KINORO	280	278	282	2	IGEMBE	278	278		
25 GITHAMBO	298	289	311	13	MAKOMBOKI	294	290	292	-2	MUNGANIA	276	278	282	6	KAGWE	279	272	276	-3
26 NDUTI	294	302	310	16	NDUTI	290	288	292	2	THETA	277	280	282	5	KIEGOI	270	276	276	6
27 NGERE	294	288	310	16	CHINGA	289	289	291	2	IGEMBE	278	278	280	2	GATUNGURU	273	272	275	2
28 KAGWE	301	298	308	7	GATUNGURU	288	289	291	3	KAGWE	277	278	280	3	KAMBAA	274	270	275	1
29 KANGAITA	298	299	307	9	KINORO	291	287	291	0	KAMBAA	274	274	280	6	WERU	277	270	275	-2
30 CHINGA	296	300	306	10	THUMAITA	290	289	291	1	KANYENYA	274	272	280	6	RAGATI	260	264	274	14
31 KAMBAA	298	302	306	8	GISOVU	282	290	290	8	KIEGOI	277	279	280	3	GITHAMBO	272	274	274	2
32 RAGATI	290	300	302	12	RAGATI	287	288	290	3	KIONYO	275	276	280	5	MATAARA	270	268	274	4
33 MATAARA	298	290	302	4	GITHAMBO	290	287	290	0	MAKOMBOKI	280	278	280	0	NDARUGU	280	274	274	-6
34 MUSHUBI		300	300		WERU	286	287	290	4	NDIMA	275	276	280	5	THUMAITA	272	270	274	2
35 IGEMBE	294	300	300	6	GATARE	270	287	287	17	NDUTI	270	276	280	10	KANYENYA	274	272	272	-2
36 MAKOMBOKI	293	297	299	6	IGEMBE	284	284	286	2	WERU	280	280	280	0	MUSHUBI	267	267		
37 GISAKURA	265	295	298	33	KIRU	284	285	286	2	GACHEGE	272	270	279	7	GISOVU	265	265		
38 KANYENYA	278	286	298	20	MATAARA	286	284	286	0	RAGATI	270	272	276	6	GACHEGE	260	252	265	5
39 KIONYO	292	288	298	6	NDARUGU	284	284	286	2	MATAARA	273	270	276	3	IRIANI	276	265	265	-11
40 RUKERI	310	298	298	-12	IRIANI	286	278	284	-2	THUMAITA	270	276	276	6	MICHI	265	237	260	-5
41 NDARUGU	280	290	296	16	GACHEGE	284	280	282	-2	GATUNGURU	273	274	275	2	CHEMOMI	246	260	260	14
42 KIRU	280	287	294	14	KANYENYA	276	270	280	4	NSHLI KIVU	278	270	270	-8	KARONGI	253	253		
43 IRIANI	298	290	292	-6	MATA	272	268	278	6	OLENG	257	255	260	3	KIP KOIMET	250	250		
44 GACHEGE	274	282	290	16	KARONGI		255	276		RUTSIRO	278	260	260	-18	MOTIGO	232	236	245	13
45 MOTIGO	219	222	288	69	MUSHUBI		265	276		CHEMOMI	240	252	258	18	MABAYI	242	242		
46 MULINDI	270	265	286	16	NSHLI KIVU	271	272	276	5	NYANKOBA	250	248	258	8	KAMARYA	234	238	240	6
47 PFUNDA	290	276	286	-4	MOMUL	269	262	270	1	KARONGI		255	255		GISAKURA	239	238	238	-1
48 SHAGASHA	290	280	280	-10	MICHI	270	258	264	-6	MUSHUBI		255	255		KIBWARI	238	238		
49 MICHI	265	270	279	14	NYANKOBA	262	256	264	2	MOMUL	246	247	248	2	NYANKOBA	235	237	237	2
50 NYANKOBA	278	261	278	0	GISAKURA	257	260	262	5	CHELAL	236	248	248	12	SANGANYI	242	236	236	-6
51 KAMARYA	276	268	268	-8	MUGANZA-KIVU	272	260	260	-12	KAMARYA	234	238	248	14	IJENDA	235	235		
52 MOMUL		235	254		TEBESONIK	252	256	260	8	TEBESONIK	250	240	248	-2	TOROR	235	235		
53 SIONGO	228	237	249	21	SANGANYI	260	258	258	-2	GIANCHORE	240	242	246	6	TEZA	239	233	234	-5
54 TORA	250	235	245	-5	GIANCHORE	250	244	256	6	MOKAMA	242	240	246	4	SIONGO	238	230	230	-8
55 OLENG	238	230	236	-2	MOTIGO	252	250	256	4	KAPKO	238	242	244	6	TORA	230	230		
56 KOBEL	216	216	234	18	SHAGASHA	256	248	252	-4	OGEMBO	244	242	244	0	TIRGAGA	225	222	228	3
57 SOKOT	208	230	234	26	TOMBE	246	246	252	6	SANGANYI	250	244	244	-6	CHELAL	206	224		
58 TEBESONIK	239	225	234	-5	OLENG	260	248	250	-10	TOROR	242	238	244	2	MULINDI	230	218	222	-8
59 SIRET	232	232	232	0	TIRGAGA	248	246	250	2	MOGOGO	236	238	242	6	SIRET	222	216	218	-4
60 KEBIRIGO	218	215	230	12	CHEMOMI	236	240	250	14	EBEREGE	242	232	242	0	KEPCHOMO	210	216	218	8

61	SANGANYI	226	230		SIONGO	249	249	250	1	KAPKATET	240	238	242	2	KAPKATET	215	216	216	1	
62	KIBWARI	224	222	226	2	MOKAMA	244	248	248	4	KEBIRIGO	237	238	242	5	MWAMU	192	216	216	24
63	ROROK	236	224	226	-10	OGEMBO	246	244	248	2	MOTIGO	238	238	242	4	MOGOGO		210	214	
64	BOITO	224	219	225	1	TEZA	248	246	248	0	NYAMACHE	238	242	242	4	KARIRANA	214	210	212	-2
65	CHEMOMI	250	225	225	-25	MULINDI	249	244	247	-2	SIONGO	238	240	242	4	OLENG	216	212	212	-4
66	CHELAL	224	220	224	0	KAPKATET	246	244	247	1	TEZA	244	241	242	-2	MUDETE		200	212	
67	MUDETE	224	220	223	-1	MWAMU	238	240	246	8	BOITO	236	238	241	5	SOKOT	210	212	212	2
68	LITEIN	221	218	222	1	RWEGURA	250	240	245	-5	KOBEL	238	235	240	2	TEBESONIK		212	212	
69	MOKAMA	222	220	222	0	TOROR	244	238	245	1	TIRGAGA	240	238	240	0	KAPKO	208	209	211	3
70	MWAMU	216	220	222	6	MOGOGO	240	238	244	4	KAPSET	238	238	240	2	MARAMBA	201	202	210	9
71	OGEMBO	226	220	222	-4	LITEIN	242	241	244	2	LITEIN	236	240	240	4	PFUNDA	208	210	210	2
72	TOROR	224	220	222	-2	NYAMACHE	239	240	244	5	MUDETE	238	238	240	2	GIANCHORE		208	208	
73	MARAMBA	238	194	220	-18	TORA	258	243	244	-14	MWAMU	234	236	240	6	ROROK	204	208	208	4
74	MOGOGO	216	217	220	4	KAPKO	238	232	242	4	RWEGURA	240	235	240	0	NGORONGO	196	206	206	10
75	GIANCHORE	222	220	220	-2	PFUNDA	244	240	242	-2	TOMBE	238	238	240	2	REYNA	200	200	206	6
76	ITUMBE	218	218	220	2	EBEREGE	242	240	242	0	TORA		239	239		MARA	206	204	206	0
77	KAPTUMO	218	215	220	2	KAMARYA	238	238	242	4	ITUMBE	238	238	238	0	KAPSET	170	172	205	35
78	NYAMACHE	214	214	220	6	KEBIRIGO	237	240	242	5	KIBWARI	218	238	238	20	BOITO	200	202	204	4
79	KAPKATET	220	218	219	-1	MUDETE	235	236	241	6	ROROK	236	232	238	2	KAIMOSI		204	204	
80	KAPKO	222	214	218	-4	KOBEL	238	230	240	2	CHEBUT	236	237	237	1	KAPCHORUA	212	204	204	-8
81	EBEREGE	224	218	218	-6	IJENDA	240	234	240	0	KAPTUMO	230	234	236	6	MOKAMA	205	183	204	-1
82	TIRGAGA	224	215	217	-7	MABAYI	245	240	240	-5	TEGAT	236	236	236	0	TAITO		204	204	
83	RWEGURA	230	215	217	-13	MARA	228	232	240	12	KAPSARA	227	227	234	7	TEGAT	205	202	204	-1
84	TEGAT	216	215	217	1	BOITO	232	235	239	7	IJENDA	240	230	230	-10	TOMBE	206	200	204	-2
85	IJENDA	230	215	215	-15	TEGAT	233	236	239	6	GISAKURA	226	224	228	2	DL TEAS	198	199	203	5
86	KAPSET	214	215	215	1	ITUMBE	240	232	238	-2	MULINDI	216	215	220	4	CHEBUT		198	201	
87	KAPSARA	208	208	214	6	KAPTUMO	232	235	238	6	SIRET	200	214	216	16	KAPSARA	165	200	200	35
88	BONDET	205	205	205	0	KEPCHOMO	226	230	238	12	KIP KOIMET	230	216	216	-14	KAPTUMO	192	200	200	8
89	NGORONGO	191	190	202	11	ROROK	234	234	238	4	KEPCHOMO	208	214	214	6	KOBEL	199	170	199	0
90	NJERU		200	200		CHELAL	240	224	236	-4	KARIRANA	204	204	212	8	EBEREGE	192	170	198	6
91	MARA	210	190	198	-12	NDARAWETTA	226	228	236	10	PFUNDA	208	212	212	4	LITEIN	200	172	198	-2
92	KARIRANA		190	196		CHEBUT	230	230	234	4	NDARAWETTA	198	208	210	12	TOYOI	196	196	196	0
93	EMROK	210	176	194	-16	KAPSARA	227	233	234	7	MARAMBA	199	200	208	9	SITOI	196	195	195	-1
94	TAITO		178	194		SOKOT	217	234	234	17	NGORONGO	193	196	208	15	SETYON	191	188	190	-1
95	MASINGI	191	190	193	2	KAPSET	230	230	232	2	MARA	206	200	208	2	CHEBANGO	190	190	190	0
96	KIPTAGICH		165	189		KIBWARI	225	230	232	7	REYNA	196	200	206	10	MANARET	191	188	188	-3
97	TINET	170	189	189	19	CHEBANGO	226	230	230	4	DL TEAS	202	200	205	3	ARROKET		182	187	
98	KIPCHABO	188	170	186	-2	RUKERI	230	230	230	0	KAPCHORUA	216	202	202	-14	KEBIRIGO	204	180	186	-18
99	SIOMO	147	177	177	30	KARIRANA	222	222	229	7	SITOI	196	198	200	4	MBOGO TEA	198	185	185	-13
100	JAMJI		170	170		MARAMBA	214	210	222	8	TAITO		198	200		METTARORA	186	184	184	-2
101	TACHASIS		168	168		MBOGO TEA	220	214	222	2	TINDERET	200	200	200	0	KIPTAGICH		179	183	
102	BUHWEJU	159	159	166	7	SIRET	222	210	222	0	TOYOI	196	196	198	2	KIPTENDEN	180	182	182	2
103	KABALE	158	166	166	8	CYOHOKA		220	220		EMROK	191	195	197	6	KIPSINENDE	170	182	182	12
104	KIGEZI HIGHLAND	165	165		DL TEAS	208	214	218	10	MBOGO TEA	194	190	196	2	CHEBOSWA	178	180	181	3	
105	IKANGA	141	159	162	21	EMROK	211	205	212	1	CHEBANGO	196	192	194	-2	TINET	175	178	180	5
106	ITONA	164	154	162	-2	MANARET	210	206	212	2	SETYON	190	188	192	2	KERITOR	172	180	180	8
107	KALINZU	150	152	160	10	NGORONGO	206	200	212	6	MASINGI	187	188	190	3	KIBENA	181	175	175	-6
108	KIPSINENDE	170	160	160	-10	REYNA		208	210		SIOMO	190	185	189	-1	CUPATEA	174	174	174	0
109	MUZIZI	177	160	160	-17	KAIMOSI	208	210	210	2	BONDET	182	185	188	6	KIPKEBE	176	174	174	-2
110	ANKOLE	132	157	157	25	KAPCHORUA		210	210		MANARET	189	186	188	-1	IGARA	174	164	174	0
111	IGARA	150	156	156	6	NJERU		210	210		METTARORA	184	184	188	4	ELGON TEA	178	170	172	-6
112	KABIANGA	145	144	152	7	MASINGI	208	202	208	0	ARROKET	186	180	187	1	KOIWA	178	170	172	-6
113	KIKO	144	152	152	8	KIPCHABO	196	195	207	11	ITONA	184	174	186	2	LELAGOIN	162	165	171	9
114	KYAMUHUNGA	150	152	152	2	SITOI	204	200	206	2	KERITOR	183	185	185	2	GISOZI		170	170	
115	BUGAMBE	154	150	150	-4	TAITO	202	196	206	4	KIBENA	181	183	184	3	KELUNET	168	165	169	1
116	KILIMA		150	150		SETYON	202	200	200	-2	KIPTAGICH		184	184		LIVINGSTONIA	172	169	169	-3
117	NGOINA	135	150	150	15	TINDERET		200	200		TINET		180	184		MUGOMA	170	167	167	-3
118	MOGENI	138	141	150	12	KIPTAGICH	190	193	199	9	KAYONZA	182	184	184	2	KIGEZI HIGHLAND	162	154	166	4
119	MWENGE	138	148	148	10	SIOMO	197	195	197	0	KIPSINENDE	173	178	184	11	MUZIZI	160	166	166	6
120	TILYA		140	146		ARROKET	208	185	196	-12	IGARA	174	180	182	8	TILYA		166	166	

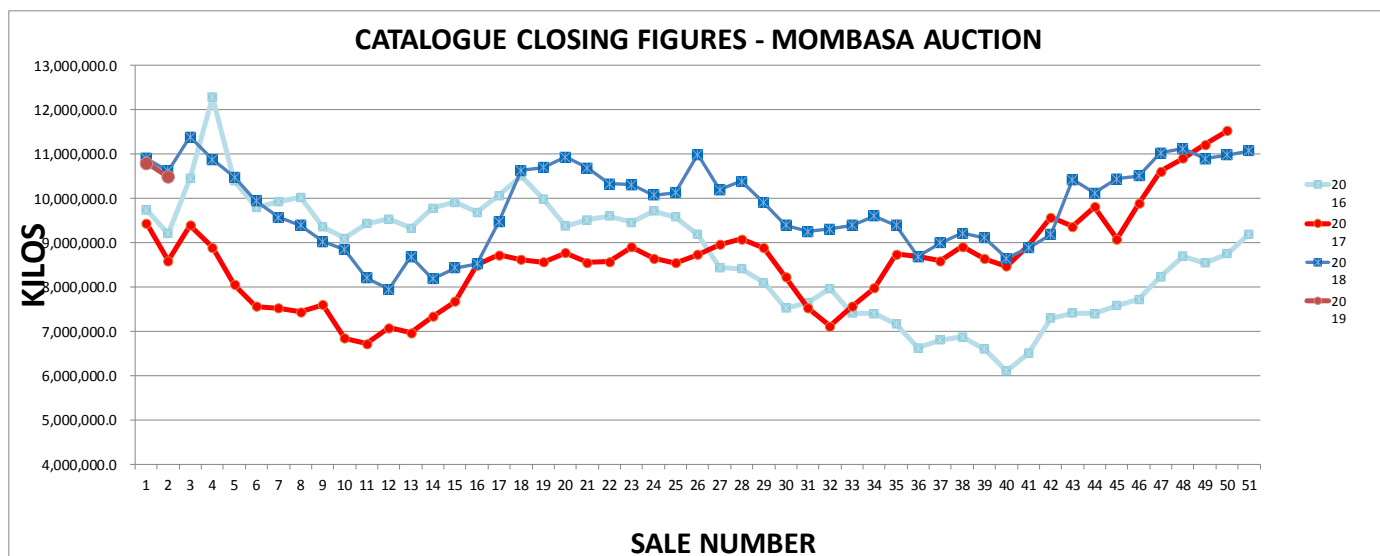
121	KIJURA	146	135	144	-2	KIBENA	192	180	196	4	KIPTENDEN	186	175	180	-6	CHIMCHIM	158	165	165	7
122	LELAGOIN	128	138	142	14	KERITOR	200	196	196	-4	KAPSONGOI	176	174	180	4	KERICHO	174	165	165	-9
123	BWIINDI		139	141		METTARORA	200	190	195	-5	TACHASIS	179	180	180	1	KABIANGA	160	165	165	5
124	ARC MOUNTAIN	148	140	140	-8	TINET	192	191	195	3	SAPTET	166	175	179	13	BWIINDI	164	160	164	0
125	KIBALE	146	140	140	-6	ITONA	190	186	194	4	TILUET	176	175	179	3	IKANGA		164	164	
126	KIGUMBA		139	139		KIPKEBE	194	192	192	-2	KIPKEBE	178	150	178	0	BUHWEJU	170	162	162	-8
127	NYAMBYA	136	138	138	2	KIPTENDEN	210	192	192	-18	IKANGA	194	178	178	-16	GLOBAL VILLAGE	164	160	160	-4
128	KIBENA	137	137	137	0	TILYA	180	175	191	11	CUPATEA	176	172	176	0	ITONA		158	160	
129	SWAZI	138	136	136	-2	BONDET	200	188	190	-10	ELGON TEA	168	175	175	7	MOGENI		160	160	
130	DINDIRA		135	135		TOYOI	198	190	190	-8	LELAGOIN	176	168	174	-2	SWAZI	160	156	160	0
131	BUZIRASAGAMA	141	135	135	-6	SAPTET	190	182	187	-3	LIVINGSTONIA	175	170	174	-1	KYAMUHUNGA	172	158	158	-14
132	RUSEKERE	132	132	134	2	SISIBA	190	185	185	-5	SAKAWA	166	170	172	6	KAKONDE	142	148	156	14
133	KASAKU	128	132	132	4	TACHASIS	180	185	185	5	KIPCHABO	170	172	172	2	KIGUMBA	132	156	156	24
134	MUNOBWA	128	132	132	4	MUFINDI	186	172	184	-2	MUFINDI	164	166	172	8	BUZIRASAGAMA	132	155	155	23
135	MWERA	130	132	132	2	SAKAWA	160	181	181	21	TILYA	175	169	172	-3	KALINZU	166	153	155	-11
136	TORO	124	132	132	8	KELUNET		180	180		KAISUGU	157	164	170	13	TORO	138	146	154	16
137	CHIVANJEE		130	130		CHEMAMUL	194	180	180	-14	CHEMAMUL	168	165	170	2	RWENZORI	138	150	152	14
138	LUWALA	120	130	130	10	GISOZI		168	180		GISOZI		170	170		BUGAMBE	146	146	150	4
139	RWENZORI	138	130	130	-8	KAPSONGOI	192	180	180	-12	KABIANGA	170	167	170	0	ARC MOUNTAIN	158	148	148	-10
140	KIAMARA		127	127		TILUET	194	180	180	-14	CHIMCHIM	168	165	169	1	ANKOLE	106	140	148	42
141	ARROKET					LELAGOIN		176	176		BWIINDI	156	152	168	12	MUNOBWA	146	148	148	2
142	CHEBOSWA					IKANGA	174	164	174	0	MAGURA	160	163	168	8	MWENGE	146	142	148	2
143	CHIMCHIM					LIVINGSTONIA	168	172	172	4	MUZIZI	160	162	168	8	KAHUNA		144	146	
144	CUPATEA					CUPATEA	180	170	170	-10	MUGOMA	170	167	167	-3	MABALE	132	115	146	14
145	ELGON TEA					KABIANGA	186	170	170	-16	KELUNET	168	164	165	-3	KIKO	138	142	144	6
146	GISOVU					KIPSINENDE	172	170	170	-2	NYAMBYA	176	165	165	-11	MITYANA	133	120	142	9
147	KAISUGU					KIMUGU		168	168		KIGEZI HIGHLAN	162	150	164	2	DINDIRA	128	130	132	4
148	KARAMBI					BUHWEJU	158	165	165	7	MOGENI	154	109	164	10	NGOINA	120	126	132	12
149	KARONGI					CHIMCHIM	170	165	165	-5	KABALE	166	160	162	-4	KIAMARA	122	132	132	10
150	KASUNGA					MUGOMA	176	165	165	-11	BUHWEJU	168	160	160	-8	KIJURA	128	130	130	2
151	KELUNET					NGOINA	158	150	160	2	KAKONDE	144	140	160	16	KYENJOJO		130	130	
152	KERICHO					MOGENI	150	150	158	8	NYARINDA	154	100	160	6	LUWALA	100	130	130	30
153	KIMUGU					KIGEZI HIGHLAND		117	156		GLOBAL VILLAC	164	156	158	-6	SALAMA		125	125	
154	KIPKEBE					BWIINDI		146	152		KALINZU	161	150	158	-3	MPANGA	110	120	120	10
155	KIPTENDEN					NYARINDA	145	142	147	2	KYAMUHUNGA	162	144	158	-4	KASUNGA	110	115	115	5
156	KITABI					BUGAMBE	130	130	146	16	ARC MOUNTAIN	150	156	156	6	BONDET				
157	KOIWA					MAGURA	146	140	146	0	KIGUMBA	132	140	156	24	EMROK				
158	KORUMA					GLOBAL VILLAGE	142	140	140	-2	SISIBA	157	150	156	-1	GATARE				
159	MABROUKIE					KYAMUHUNGA	144	132	140	-4	SWAZI	154	150	156	2	JAMJI				
160	MANARET					MABALE	116	110	140	24	BUZIRASAGAM	136	140	152	16	KAISUGU				
161	MATA					BUZIRASAGAMA	130	129	139	9	RWENZORI	148	140	152	4	KARAMBI				
162	MBOGO TEA					KALINZU	140	132	135	-5	KIAMARA	107	150	150	43	KIBALE				
163	METTARORA					ARC MOUNTAIN	162	130	134	-28	BUGAMBE	140	144	148	8	KILIMA				
164	MUGOMA					KAHUNA		134	134		MITYANA	134	138	148	14	KIMUGU				
165	NAMAYIBA					KIBALE	130	130	132	2	TORO	138	135	148	10	KORUMA				
166	REYNA					KIJURA	133	130	132	-1	KIKO	140	144	144	4	MABROUKIE				
167	SAKAWA					KARAMBI	122	130	130	8	KIBALE		142	142		MATA				
168	SAPTET					KIKO	130	130	130	0	ANKOLE	140	142	142	2	MOMUL				
169	SETYON					KYENJOJO		130	130		KAHUNA		142	142		NAMAYIBA				
170	SITOI					MWENGE		120	130		MWENGE	140	140	142	2	NSHLI KIVU				
171	TAGABI					NYAMBYA	134	130	130	-4	DINDIRA	154	140	140	-14	RUBAYA				
172	CHEBANGO					SWAZI	138	130	130	-8	KASAKU	121	140	140	19	RUSEKERE				
173	CHEBUT					LASIT	124	129	129	5	KIJURA	134	130	140	6	RUTSIRO				
174	CHEMAMUL					DINDIRA	130	120	128	-2	KYENJOJO		139	139		SAKAWA				
175	CYOHOKA					KASAKU	117	128	128	11	LUWALA	110	118	138	28	SAPTET				
176	DL TEAS					RWENZORI	126	120	128	2	MUNOBWA	136	135	135	-1	SHAGASHA				
177	GISOZI					MUNOBWA	114	124	124	10	MABALE	114	120	134	20	TAGABI				
178	GLOBAL VILLAGE TEA					SALAMA	114	122	124	10	SALAMA	120	125	131	11	CHEMAMUL				
179	HIMA					CHIVANJEE	115	120	122	7	MPANGA	116	128	128	12	CHIVANJEE				
180	KAHUNA					MITYANA	114	122	122	8	RUSEKERE	122	125	125	3	CYOHOKA				
181	KAIMOSI					TORO	115	122	122	7	CHIVANJEE		120	120		HIMA				
182	KAKONDE					KIAMARA	110	120	120	10	MWERA		100	100		ITUMBE				
183	KAPCHORUA					LUWALA	115	120	120	5	CHEBOSWA					KABALE				
184	KAPSONGOI					MWERA	110	100	100	-10	GISOVU					KAPSONGOI				

SECONDARY GRADES

Mark	BP/2				Mark	PF/2				Mark	DUST/2				Mark	FNGS/1/2				Mark	BMF					
	Prev	Low	High	De		Pre	Low	High	De		Prev	Low	High	Dev		Prev	Low	High	Dev		Prev	Low	High	Dev		
1	RUBAYA	250	258		MATA	240	239	239	-1	RUBAYA	264	230	267	3	KITABI	272	248	266	-6	RUBAYA	80	100	100	134		
2	NYABIHU	250	252		NSHLI KIVU	232	236	236	4	NSHLI KIVU	264	264	264		GACHARAGE	288	264	264	-24	SIRET	100	100	100	20		
3	GATARE	240	250	250	10	KARONGI	229	215	228	-1	KITABI	296	249	249	-47	RUBAYA	282	261	261	-21	MANARET	100	75	97	-3	
4	KITABI		250	250		GISAKURA	222	224	225	3	GATARE	230	237		RUKURURI	240	252	252	12	KORUMA	72	75	96	24		
5	MATA		230	230		CHEBANGO	190	190	195	5	MUSHUBI	220	225		IMENTI	242	242	242		KABALE	78	96	96	18		
6	RUTSIRO	240	230	230	-10	MBOGO TEA	170	185	194	24	NYABIHU	220	215	-5	SOKOT	230	230	230		KEPCHOMO	100	92	92	-8		
7	RUKERI		220	230		MARAMBA	198	190	192	-6	GISOVI	203	210	7	NGERE	216	226	228	12	KIPTAGICH	72	74	90			
8	KARONGI		224	224		SAKAWA	171	192	192	21	MOMUL	207	210	210	3	TEZA	222	222	222		KERICHO	72	74	88	16	
9	GISAKURA	190	197	197	7	MANARET	196	180	190	-6	SHAGASHA	190	193	3	MUNUNGA	226	221	221	-5	KIMUGU	72	74	86	86		
10	PFUNDA	196	190	194	-2	NDARARAWETTA	186	174	190	4	CHEMOMI	193	192	-1	KAMBAA	244	220	220	-24	MUGOMA	69	86	86	17		
11	NGORONGO	134	180	180	46	ELGON TEA	192	176	186	-6	THUMAITA	192	182		NUJUNU	220	220	220		MUFINDI	72	86	86	14		
12	CHEBANGO		176	176		EMROK	180	165	165	-15	TIRGAGA	187	178	-9	SIRET	218	218	218		GLOBAL VILLAGE	74	76	84	2		
13	TAITO		174	174		REYNA	160	160	160		KAMBAA	172	172		KEPCHOMO	218	218	218		IKANGA	82	82	84	20		
14	CHEBOSWA	130	164	172	42	KAYONZA	158	158	158	0	NDIMA	168	170	2	MUNGANIA	216	216	216		ITONA	72	84	84	12		
15	REYNA	142	172	172	30	KIPSINENDE	155	155	155		GISAKURA	165	166	1	OLENG	230	190	212	-18	KALINZU	74	74	84	10		
16	MUZIZI	120	152	162	32	KABALE	154	145	145	-9	KAMARYA	165	165	165		KIBWARI	212	212	212		RWENZORI	75	76	82	7	
17	KORUMA	110	130	146	36	CUPATEA	102	128		NDARARAWETTA	180	165	-15	TEBESONIK	176	145	212	36	JAMJI	72	73	81	9			
18	ANKOLE	120	130	142	22	BUGAMBE	115	126	126	11	IJENDA	164	164		CHEMOMI	210	210	210		ELGON TEA	79	76	80	1		
19	KALINZU	118	125	135	17	BUZIRASAGAMA	120	126	126	6	IMENTI	162	162		MAKOMBOKI	212	210	210	-2	ANKOLE	70	76	80	10		
20	KOIWA		126	134		GLOBAL VILLAGE	112	126	126	14	RWEGURA	175	162	-13	THUMAITA	240	210	210	-30	SOKOT	76	80	80	4		
21	KERICHO		132	132		SWAZI	123	123	126		KIONYO	160	155	-5	KIONYO	208	208	208		BUGAMBE	72	78	78	6		
22	MARAMBA	146	132	132	-14	NGORONGO	120	125		KAYONZA	154	154		MOMUL	202	204	204	2	MARAMBA	90	74	78	-12			
23	TAGABI		132	132		HMA	109	116	122	13	TEZA	152	153	1	WERU	200	204	204	4	SITOI	98	78	78	-20		
24	KIURA		131	131		KAKONDE	112	122	122	10	GATHUTHI	150	150	150	0	KAMARYA	202	202	202		EMROK	76	77			
25	SWAZI		120	124		MUNOBWA	114	106	122	8	TORA	145	145		SITOI	182	200	200	18	BWIINDI	71	77				
26	HMA	110	122	122	12	TAGABI	118	118	120		REYNA	137	140		GITHONGO	198	200	200	2	CHEMOMI	78	76	76	-2		
27	ARC MOUNTAIN	112	120	120	8	KABIANGA	118	118	118		KINORO	160	140	-20	KIP KOIMET	200	200	200		HMA	72	64	76	4		
28	TILYA		119	119		KIGEZI HIGHLAND	112	100	118	6	SETYON	135	122	-13	KIRU	200	200	200	0	KIBWARI	76	76	76	0		
29	DINDIRA		116	116		NYAMBYA	114	113	117	3	MULINDI	135	135		NDUTI	200	200	200		KIGEZI HIGHLAND	70	72	76	6		
30	CHVANJEE	98	109	109	11	KIGUMBA	115	115	115	0	CHEBANGO	134	134		KANGAITA	194	198	198	4	KIPCHABO	74	76	76	2		
31	NYARINDE	110	105	106	-4	KYAMUHUNGA	114	108	114	0	KORUMA	122	132		KAPTUMO	170	130	133	23	LUWALA	70	74	76	6		
32	KYENJOJO		82	82		CHVANJEE	106	113	113	7	EBEREGE	132	132		MICH	218	180	190	-28	MWENGE	72	72	76	4		
33	MABALE	81	80	80	-1	JAMJI	80	110	110	30	CHEBOSWA	124	130	6	KATHANGARIRI	220	190	190	-30	SISIBA	74	72	76	2		
34	ARROKET		100	100		RUSEKERE	110	100	110	0	MANARET	148	130	-18	KIMUNYE	206	190	190	-16	CHEBOSWA	74	75	75			
35	BUGAMBE		100	100		KIURA	111	100	110	-1	BUZIRASAGAMA	134	130	-4	KINORO	204	190	190	-14	KAISUGU	74	73	75	1		
36	BUHWEJU		107	109	-1	KALINZU	110	107	109	-1	HMA	110	130	20	TOROR	170	178	190	20	KARIRANA	73	75	75	2		
37	CHMCHM		108	108	-7	BUHWEJU	115	108	108	-7	KIPTAGICH	128	128		TOYOI	188	188	188		REYNA	76	75	75	-1		
38	CUPATEA		104	104	-4	DINDIRA	108	102	104	-4	KABIANGA	132	125	-7	TORA	175	188	188	13	SETYON	75	74	75	0		
39	ELGON TEA		106	106	-2	KASUNGA	106	90	104	-2	MUNOBWA	130	120	-17	MUSHUBI	184	178	182	-2	MUZIZI	72	75	75	3		
40	EMROK		104	104	4	MWENGE	100	104	104	4	CUPATEA	132	124	-6	CHEBUT	168	130	179	11	BUHWEJU	74	74	74	0		
41	GISOVI		117	102	-15	TILYA	117	102	102	-15	NYAMBYA	120	117	-3	SAKAWA	120	177	177	57	CUPATEA	76	72	74	-2		
42	JAMJI		99	100	-1	RWENZORI	101	99	100	-1	KARIRANA	112	122		NDARARAWETTA	174	174	174		KIBALE	72	74	74	2		
43	KAISUGU		99	99		KYENJOJO	99	99	99		MABROUKIE	116	122		CHEBOSWA	169	165	170	1	MBOGO TEA	74	73	74	0		
44	KAPKO		90	98		BWIINDI	90	98	98		KAPKO	120	120		KOBEI	171	140	170	-1	TAGABI	72	74	74	2		
45	KARIRANA		100	95	95	MGOENI	100	95	95	-5	MARAMBA	115	100	-15	PFUNDA	182	170	170	-12	DL TEAS	80	74	74	-6		
46	KASUNGA		90	95		NYARINDA	90	95	95		SAKAWA	124	80	-44	NDIMA	170	170	170		KAKONDE	70	72	74	4		
47	KIBALE		98	87	94	-4	CHMCHM	98	87	94	-4	MWAMU	120	120		KIPTAGICH	150	160	160		KAMARYA	74	74	74		
48	KIMUGU		80	82	94	14	TOMBE	80	82	94	14	TOMBE	138	120	-18	MANARET	159	146	158	-11	KIKO	72	74	74	2	
49	KIPTAGICH		80	88	-9	MBOGO TEA	114	108	118	4	RWEGURA	158	145	-14	KIPSINENDE	174	154	154	-20	KIPSINENDE	74	74	74			
50	KOBEI		84	86	-6	SWAZI	92	84	86	-6	SWAZI	130	118	-12	TAITO	140	154	154		SWAZI	70	72	74	4		
51	MABROUKIE		84	82	-2	KIGUMBA	118	116	116	-2	ELGON TEA	130	122	-8	TOYOI	176	172	172	-4	TOYOI	76	74	74	-2		
52	MANARET		74	76	80	6	KAISUGU	112	73	110	-2	SETYON	184	150	-32	NGORONGO	172	130	133	-42	NGORONGO	72	73	73	1	
53	MBOGO TEA		78	80	80	2	CHEBAL	78	80	80	2	CHEBAL	110	110		SANGANYI	160	152	152	-8	SAKAWA	74	71	73	-1	
54	MICH		78	74	80	2	KAPSET	120	110	110	-10	KAPKATET	120	110	-10	KAPKATET	150	150	150		KYAMUHUNGA	72	72	73	1	
55	MOMUL		120	105	110	-10	MABAYI	155	150	150	-5	TAITO	155	150	-5	TAITO	155	150	150	-5	TAITO	73	73			
56	MUGOMA		138	142	148	10	CHMCHM	138	142	148	10	CHMCHM	142	142		KASUNGA	142	142	142		KASUNGA	70	70	72	2	
57	MULINDI		146	142	142	-4	KOIWA	146	142	142	-4	KOIWA	146	142	-4	KOIWA	146	142	142	-4	KOIWA	72	72	72	0	
58	MUSHUBI		110	104	104	30	CHEMAMUL	110	104	104	30	CHEMAMUL	110	104	104	30	CHEMAMUL	110	104	104	30	CHEMAMUL	74	72	72	-2
59	NAMAYIBA		132	110	140	8	IGARA	132	110	140	8	IGARA	132	110	140	8	IGARA	132	110	140	8	IGARA	70	72	72	2
60	OLENG		162	140	140	-22	KIAMARA	162	140	140	-22	KIAMARA	162	140	140	-22	KIAMARA	162	140	140	-22	KIAMARA	67	70	70	3
61	RUSEKERE		180	140	140	-40	MAGURA	180	140	140	-40	MAGURA	180	140	140	-40	MAGURA	180	140	140	-40	MAGURA	70	66	70	0
62	SAKAWA		162	140	140	-22	TILYA	162	140	140	-22	TILYA	162	140	140	-22	TILYA	162	140	140	-22	TILYA	70	70		
63	SETYON		139	139	139		MITYANA	139	139	139		MITYANA	139	139	139		MITYANA	139	139	139		MITYANA	68	69	69	1
64	SWAZI		160	132	138	-22	NYAMBYA	160	132	138	-22	NYAMBYA	160	132	138	-22	NYAMBYA	160	132	138	-22	NYAMBYA				

CATALOGUE CLOSING FIGURES – 2018 Vs 2019

Sale No.	2016		2017		2018		2019		Diferencial 2019 Vs. 2018	
	Pkgs	Kilos	Pkgs	Kilos	Pkgs	Kilos	Pkgs	Kilos	Pkgs	Kilos
1	148,451	9,735,654.5	145,178	9,437,045.5	170,026	10,902,243.0	165,608	10,795,804.5	- 4,418	- 106,438.5
2	139,820	9,199,450.0	140,125	8,593,123.5	165,456	10,623,001.0	160,608	10,482,869.5	- 4,848	- 140,131.5
3	159,276	10,449,664.5	144,994	9,386,541.5	179,439	11,385,435.0			- 179,439	- 11,385,435.0
4	188,659	12,275,549.0	138,097	8,890,671.5	168,997	10,873,246.0			- 168,997	- 10,873,246.0
5	159,398	10,393,542.0	124,938	8,054,484.0	162,594	10,480,140.0			- 162,594	- 10,480,140.0
6	150,152	9,801,201.0	117,320	7,562,742.7	153,970	9,941,178.0			- 153,970	- 9,941,178.0
7	153,397	9,915,132.0	116,361	7,518,587.5	148,003	9,566,966.0			- 148,003	- 9,566,966.0
8	154,458	10,019,049.5	115,356	7,439,711.0	144,742	9,391,252.0			- 144,742	- 9,391,252.0
9	143,119	9,357,930.0	117,140	7,597,207.0	139,959	9,020,760.0			- 139,959	- 9,020,760.0
10	139,747	9,097,239.0	105,840	6,845,830.5	137,540	8,841,378.0			- 137,540	- 8,841,378.0
11	144,515	9,424,673.5	103,585	6,720,482.5	126,153	8,199,578.0			- 126,153	- 8,199,578.0
12	145,973	9,530,611.0	108,818	7,078,896.5	122,280	7,950,062.0			- 122,280	- 7,950,062.0
13	142,210	9,321,487.0	106,738	6,966,532.5	133,419	8,686,279.0			- 133,419	- 8,686,279.0
14	150,415	9,774,359.5	111,839	7,331,690.5	126,598	8,187,381.0			- 126,598	- 8,187,381.0
15	151,648	9,914,957.5	117,718	7,672,851.0	129,007	8,426,139.0			- 129,007	- 8,426,139.0
16	147,839	9,679,159.0	130,737	8,495,693.0	130,302	8,519,375.0			- 130,302	- 8,519,375.0
17	153,600	10,060,731.0	133,590	8,719,546.0	144,877	9,463,195.0			- 144,877	- 9,463,195.0
18	151,268	10,502,473.0	132,188	8,612,581.5	161,933	10,628,353.0			- 161,933	- 10,628,353.0
19	152,683	9,983,086.0	131,831	8,558,320.5	163,252	10,697,993.0			- 163,252	- 10,697,993.0
20	142,133	9,369,893.0	134,729	8,763,410.0	167,272	10,932,188.0			- 167,272	- 10,932,188.0
21	144,104	9,509,564.0	131,634	8,550,796.0	163,267	10,680,522.0			- 163,267	- 10,680,522.0
22	146,216	9,600,156.0	131,700	8,572,204.0	158,259	10,326,586.0			- 158,259	- 10,326,586.0
23	143,286	9,455,061.0	137,700	8,897,500.0	158,710	10,310,596.0			- 158,710	- 10,310,596.0
24	148,330	9,714,505.0	132,606	8,644,644.0	156,160	10,069,790.0			- 156,160	- 10,069,790.0
25	146,750	9,575,912.5	130,856	8,539,642.0	158,268	10,130,119.0			- 158,268	- 10,130,119.0
26	140,955	9,185,569.0	134,420	8,734,861.0	172,659	10,990,667.0			- 172,659	- 10,990,667.0
27	128,199	8,441,443.0	137,592	8,961,409.0	157,618	10,195,939.0			- 157,618	- 10,195,939.0
28	129,427	8,405,546.0	139,587	9,082,566.0	161,018	10,378,590.0			- 161,018	- 10,378,590.0
29	124,024	8,100,347.0	136,100	8,885,641.0	153,715	9,904,349.0			- 153,715	- 9,904,349.0
30	116,127	7,517,405.5	127,020	8,224,195.0	145,382	9,386,647.0			- 145,382	- 9,386,647.0
31	118,392	7,648,417.0	116,082	7,525,278.0	143,838	9,249,722.0			- 143,838	- 9,249,722.0
32	121,941	7,968,002.0	109,583	7,112,977.0	145,418	9,304,245.0			- 145,418	- 9,304,245.0
33	114,684	7,411,426.0	117,196	7,560,646.0	146,137	9,387,631.0			- 146,137	- 9,387,631.0
34	115,065	7,401,593.0	124,100	7,974,797.0	149,397	9,595,599.5			- 149,397	- 9,595,599.5
35	111,398	7,162,051.0	134,339	8,736,776.0	146,652	9,389,530.5			- 146,652	- 9,389,530.5
36	103,211	6,620,776.0	133,343	8,692,718.0	134,282	8,680,839.5			- 134,282	- 8,680,839.5
37	105,363	6,801,861.0	131,860	8,589,806.0	139,101	8,989,967.0			- 139,101	- 8,989,967.0
38	105,991	6,874,694.0	136,152	8,913,732.0	143,642	9,210,797.0			- 143,642	- 9,210,797.0
39	102,399	6,593,834.0	132,480	8,632,611.0	140,946	9,108,030.5			- 140,946	- 9,108,030.5
40	93,697	6,101,035.0	129,850	8,468,285.0	132,790	8,647,179.5			- 132,790	- 8,647,179.5
41	100,438	6,506,134.0	137,560	8,931,039.0	136,599	8,885,007.0			- 136,599	- 8,885,007.0
42	113,860	7,296,708.0	147,380	9,566,121.5	140,880	9,187,387.5			- 140,880	- 9,187,387.5
43	113,933	7,409,459.5	143,755	9,362,940.0	160,311	10,419,218.5			- 160,311	- 10,419,218.5
44	113,258	7,400,472.0	150,080	9,803,157.5	155,019	10,118,475.5			- 155,019	- 10,118,475.5
45	115,579	7,575,449.0	138,321	9,075,225.0	159,826	10,440,717.5			- 159,826	- 10,440,717.5
46	118,525	7,716,618.5	151,239	9,885,740.0	161,570	10,503,250.5			- 161,570	- 10,503,250.5
47	126,695	8,229,984.0	162,135	10,607,228.0	169,339	11,025,908.0			- 169,339	- 11,025,908.0
48	133,650	8,694,053.5	167,935	10,903,011.0	171,736	11,119,224.5			- 171,736	- 11,119,224.5
49	132,838	8,544,808.0	172,760	11,213,580.0	166,856	10,894,351.5			- 166,856	- 10,894,351.5
50	136,984	8,747,685.0	178,260	11,522,884.0	168,848	10,976,973.5			- 168,848	- 10,976,973.5
51	141,000	9,192,163.0			171,146	11,070,784.5			- 171,146	- 11,070,784.5
Total	6,825,080	445,208,574.5	6,630,747	430,417,958.7	7,745,208	501,294,787.0	326,216	21,278,674.0	-7,418,992	-480,016,113.0



(Please note figures inclusive of reprints)

WEATHER REPORT

KENYA

For the week ending 17th December, 2018, East of Rift tea growing areas experienced sunny intervals with substantial showers mainly in the afternoon. West of Rift experienced sunny conditions in the morning with some cloud cover and light scattered showers in few places. Factories' intakes were at 60 to 90 tons on average and sometimes more in selected factories. Increased quantities are expected in the remaining days this festive month.

UGANDA

Western Uganda received a total of 163 mm of rainfall last week. Fort Portal area received 33 mm of average rainfall and experienced 27⁰C maximum and 16⁰C minimum temperatures. Hoima received 37 mm of rainfall. Kibale received 11 mm of rainfall and experienced 32⁰C maximum and 20⁰C minimum temperatures while Bushenyi received 12 mm of rainfall and experienced 29⁰C minimum and 13⁰C maximum temperatures. Crop levels slightly increased apart from Ankole where it dropped.

WISH ALL HAPPY HOLIDAYS AND PROSPEROUS 2019