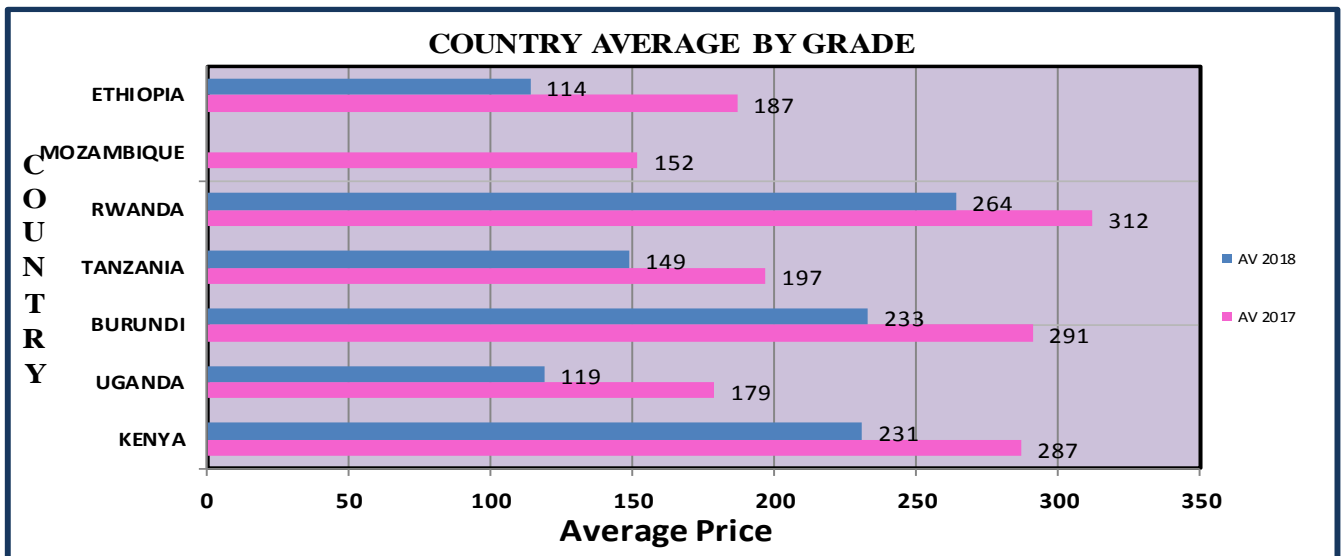


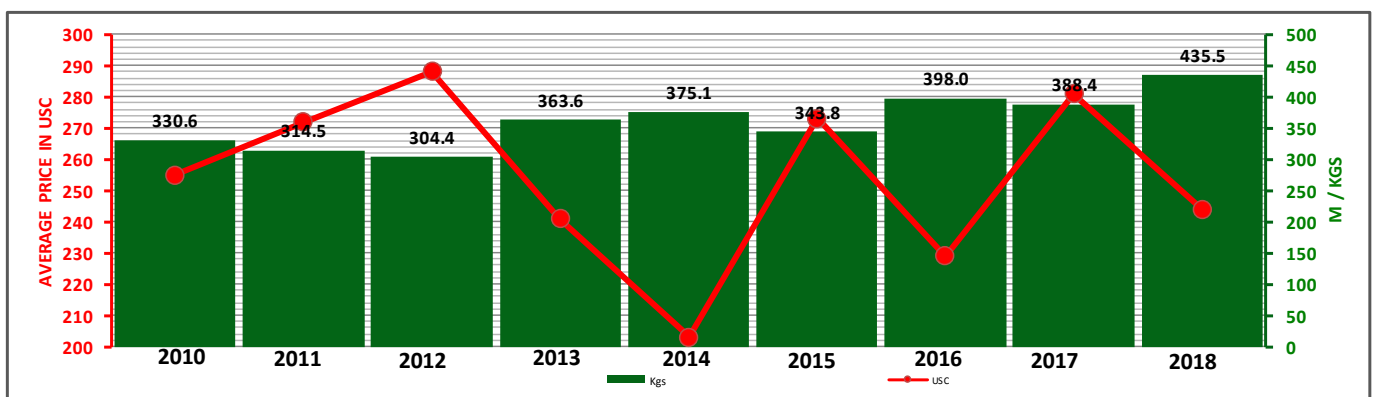
Mombasa Auction: Country Average Prices in US Cents Sale 50 (2017 vs. 2018)

COUNTRY	AV 2017	AV 2018	BP1	PF1	PD	D1	BP	PF	D	FNGS	BMF
KENYA	287	231	256	250	217	228	122	149	112	142	75
UGANDA	179	119	140	132	142	141	109	102	106	77	68
BURUNDI	291	233	235	245	241	239			159	157	
TANZANIA	197	149	143	167	166	151	102	111	90	94	72
RWANDA	312	264	332	268	254	252	216	227	204	214	120
MOZAMBIQUE	152										
ETHIOPIA	187	114						118		113	
ALL AUCTION AVERAGE	271	213	245	242	206	207	129	125	118	112	71



Mombasa Auction - Auction Quantities & Average Prices 2010 - 2018

	Jan		Feb		Mar		Apr		May		Jun		Jul		Aug		Sep		Oct		Nov		Dec		Total	
	Kgs	USC	Kgs	USC	Kgs	USC	Kgs	USC	Kgs	USC	Kgs	USC	Kgs	USC	Kgs	USC	Kgs	USC	Kgs	USC	Kgs	USC	Kgs	USC	Kgs	USC
2018	49.3	279	34.3	281	29.6	265	39.9	252	38.7	247	37.3	239	43.7	233	32.2	222	31.8	226	41.8	226	38.4	220	19.4	213	435.5	244
2017	40.9	284	25.4	285	25.2	274	28.7	272	38.7	275	31.0	289	31.2	283	27.1	275	32.3	286	40.9	291	35.5	283	31.3	266	388.4	281
2016	37.0	256	36.6	237	40.7	223	35.3	204	44.4	212	34.2	227	29.2	231	21.7	218	23.8	222	24.6	223	36.3	250	23.6	252	398.0	229
2015	33.5	214	31.0	227	30.2	254	22.4	257	21.2	285	35.4	300	21.9	310	22.4	294	32.1	284	25.3	302	32.4	289	35.4	285	343.8	273
2014	25.1	256	30.6	224	36.6	208	21.8	207	35.7	196	44.9	191	28.1	205	24.6	203	33.2	190	28.1	192	33.6	191	32.8	189	375.1	203
2013	35.7	305	29.9	292	28.5	264	32.0	237	31.5	239	34.7	231	34.6	229	25.5	228	24.0	213	28.4	202	32.5	210	26.5	234	363.6	241
2012	36.1	264	27.2	265	23.9	274	22.8	279	17.8	281	24.1	289	26.8	299	22.6	309	21.9	304	31.8	297	27.9	304	21.4	307	304.4	288
2011	24.8	294	24.6	277	31.4	274	17.1	266	32.9	262	30.4	271	25.4	282	26.2	282	20.8	267	23.4	265	33.8	266	23.8	261	314.5	272
2010	27.9	284	29.1	295	33.5	280	24.6	261	41.6	235	33.7	222	27.2	216	25.1	250	17.9	249	18.3	250	30.5	254	21.0	270	330.6	255



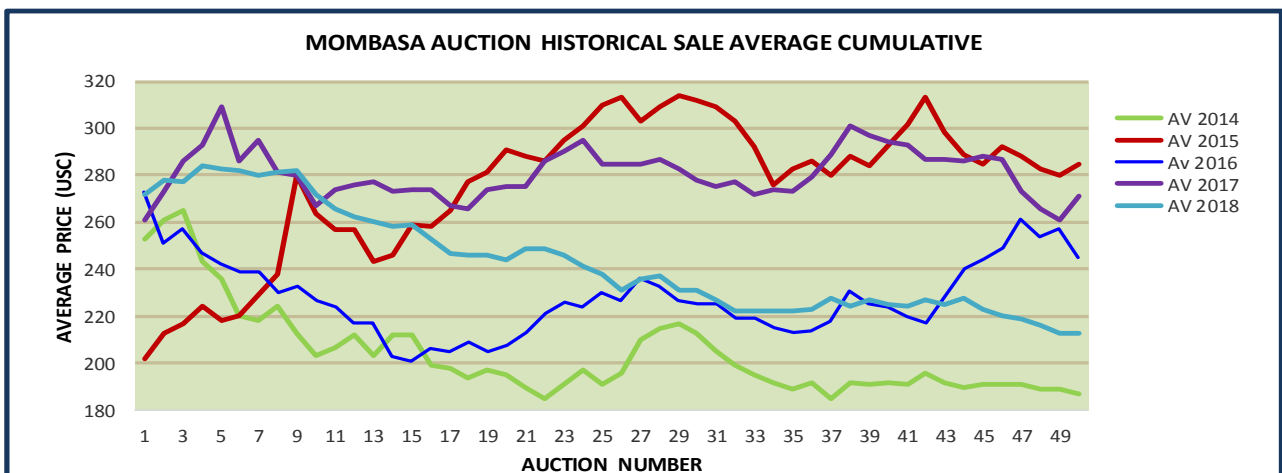
December figures include sold kilos and average price for sale 49 and 50 only.

Kilos Sold By Country - Sale no. 50 & Cumulative to date (2017 Vs 2018)

	Current Sale 50/2018		Same Sale Last Year 50/2017		Year To Date Sale 01-50/2018		Last Year To Date Sale 01-50/2017	Variance 2018 vs 2017
	Pkgs	Kilos	Pkgs	Kilos	Pkgs	Kilos	Kilos	Kilos
KENYA	112,653	7,605,501.00	128,660	8,547,536.00	5,007,521	336,517,623.30	305,865,291.30	30,652,332
UGANDA	26,357	1,472,030.00	24,659	1,393,721.00	1,020,140	56,760,907.00	47,358,896.00	9,402,011
BURUNDI	1,780	112,868.00	2,900	186,399.00	130,017	8,201,910.00	7,981,966.00	219,944
TANZANIA	6,200	364,899.00	4,920	278,418.00	208,749	11,438,624.00	7,291,941.00	4,146,683
RWANDA	6,440	444,626.00	6,960	479,320.00	311,144	21,186,927.00	17,773,449.50	3,413,478
MALAWI							24,120.00	(24,120)
MADAGASCAR					340	18,548.00	59,844.00	(41,296)
MOZAMBIQUE			1,340	79,509.00	13,390	583,187.00	731,049.00	(147,862)
DR CONGO					3,101	185,634.00	439,688.00	(254,054)
ETHIOPIA	180	7,121.00	680	33,742.00	14,295	613,603.00	848,085.00	(234,482)
TOTALS:	153,610	10,007,045.00	170,119.0	10,998,645.00	6,708,697	435,506,963.30	388,374,329.80	47,367,116

Mombasa Auction - Historical Averages Comparative 2014 - 2018

SALE NO.	AV 2014	AV 2015	Av 2016	AV 2017	AV 2018	2018 BP1	2018 PF1	2018 PD	2018 D1	2018 BP2	2018 PF2	2018 D2	2018 FNCS	2018 BMF
1	253	202	273	261	272	262	287	293	290	195	185	185	171	142
2	261	213	251	273	278	277	294	298	299	201	180	184	174	138
3	265	217	257	286	277	276	301	298	302	196	175	188	166	131
4	243	224	247	293	284	278	310	298	303	204	184	191	169	130
5	236	218	242	309	283	269	306	301	310	204	179	201	169	126
6	220	220	239	286	282	277	303	300	317	190	175	197	164	125
7	218	229	239	295	280	274	300	302	309	202	186	204	166	131
8	224	238	230	281	281	278	298	301	307	203	180	199	169	129
9	213	280	233	280	282	284	300	300	304	197	182	195	172	130
10	203	264	227	267	272	263	289	296	301	199	187	204	171	131
11	207	257	224	274	266	262	284	279	278	210	178	194	169	128
12	212	257	217	276	262	256	279	282	282	185	181	186	167	127
13	203	243	217	277	260	253	288	261	268	187	181	179	172	130
14	212	246	203	273	258	253	281	264	270	189	185	180	171	137
15	212	259	201	274	259	256	281	262	269	179	183	172	168	136
16	199	258	206	274	253	251	276	261	267	196	181	172	167	131
17	198	265	205	267	247	241	274	244	254	192	186	179	170	127
18	194	277	209	266	246	227	271	249	253	176	176	171	164	128
19	197	281	205	274	246	227	273	248	254	171	172	168	164	129
20	195	291	208	275	244	222	274	245	251	177	168	159	164	127
21	190	288	213	275	249	222	278	252	258	162	170	165	158	121
22	185	286	221	286	249	221	276	253	256	176	175	165	158	114
23	191	295	226	290	246	229	273	253	254	168	168	166	154	108
24	197	301	224	295	241	229	267	250	248	164	162	163	150	104
25	191	310	230	285	238	228	266	247	245	150	161	158	149	98
26	196	313	227	285	231	206	261	242	246	150	143	154	137	91
27	210	303	236	285	236	223	264	243	245	149	149	157	138	95
28	215	309	233	287	237	232	262	244	249	152	152	163	140	98
29	217	314	227	283	231	242	251	240	241	151	156	163	142	101
30	213	312	225	278	231	236	257	235	233	145	149	164	144	103
31	205	309	225	275	227	242	250	227	231	141	148	156	144	104
32	199	303	219	277	222	236	244	224	220	162	145	152	132	107
33	195	292	219	272	222	242	242	221	222	147	142	141	127	109
34	192	276	215	274	222	247	240	227	233	146	145	142	127	102
35	189	283	213	273	222	240	243	228	236	147	138	144	128	102
36	192	286	214	279	223	234	239	235	232	146	132	141	123	98
37	185	280	218	289	228	250	244	242	240	134	132	138	131	91
38	192	288	231	301	224	247	244	232	247	132	124	132	119	90
39	191	284	225	297	227	239	245	240	248	121	134	139	132	92
40	192	293	224	294	225	227	247	232	241	131	139	134	122	91
41	191	302	220	293	224	235	239	234	238	147	147	145	139	95
42	196	313	217	287	227	246	245	234	238	138	141	138	137	94
43	192	298	229	287	225	229	244	233	237	152	142	142	130	88
44	190	289	240	286	228	239	243	234	243	159	140	134	136	84
45	191	285	244	288	223	248	239	227	238	172	139	131	125	83
46	191	292	249	287	220	240	240	224	228	173	127	123	113	77
47	191	288	261	273	219	237	247	219	222	161	136	121	121	75
48	189	283	254	266	216	243	245	214	218	155	130	122	118	69
49	189	280	257	261	213	241	244	209	211	159	135	116	123	72
50	187	285	245	271	213	245	242	206	207	129	125	118	112	71
Average	203	273	226	282	244	245	265	252	255	169	157	160	148	109



**Actual Packages on offer for coming sale 51 of 17th & 18th December, 2018
(By Grade / by Country)**

	BP1	PF1	PD	DUST1	BP2	PF2	DUST2	FNGS	BMF	Total
KENYA	14,100	51,080	30,630	12,560	500	2,020	3,240	5,460	3,980	123,570
UGANDA	2,300	5,158	6,058	3,660	420	3,060	1,160	3,700	3,900	29,416
RWANDA	1,560	3,320	1,240	520	620	220	480	180	40	8,180
TANZANIA	640	2,100	1,260	440	180	140	460	680	820	6,720
BURUNDI	880	1,160	560	280	0	0	100	260	0	3,240
Total	19,480	62,818	39,748	17,460	1,720	5,440	5,440	10,280	8,740	171,126

**Upcoming Auction Offerings by Country
Sale no. 51/ 2018 and 01/ 2019**

COUNTRY	Sale 51/ 2018 (Actual packages)		Sale 01/ 2019		VARIANCE
	Pkgs	Kgs	Pkgs	Kgs	Kgs
KENYA	123,570.00	8,303,495.00	121,208.00	8,184,308.50	119,186.50
UGANDA	29,416.00	1,641,612.00	28,480.00	1,607,581.00	34,031.00
RWANDA	8,180.00	534,040.50	7,420.00	503,705.00	30,335.50
BURUNDI	3,240.00	208,054.00	2,980.00	187,930.00	20,124.00
TANZANIA	6,720.00	383,583.00	4,640.00	273,956.00	109,627.00
ETHIOPIA			880.00	38,324.00	(38,324.00)
D R CONGO					-
MOZAMBIQUE					-
TOTALS:	171,126.00	11,070,784.50	165,608.00	10,795,804.50	274,980.00

MAIN GRADE COMPARATIVE RANKINGS – SALE 50 2018

Mark	BP1				Mark	PF1				Mark	PD				Mark	DUST1			
	Pre	Lo	High	De		Prev	Low	Hig	Dev		Pre	Low	Hig	De		Prev	Lo	Hig	Dev
1 KITABI	450	420	420	-30	KITABI	310	313	318	8	KITABI	348	340	350	2	RUBAYA	330	330		
2 NYABIHU	476	410	414	-62	GATHUTHI	316	316	318	2	NYABIHU	358	346	346	-12	GATHUTHI	321	322	322	1
3 RUTSIRO	402	394	394	-8	MUNUNGA	316	316	318	2	RUBAYA	332	332	340	8	KITABI	320	320		
4 RUBAYA	412	380	380	-32	RUKURIRI	304	302	306	2	MATA	298	304	304	6	NYABIHU	320	315	315	-5
5 MATA		370	370		KATHANGARIRI	306	302	304	-2	GACHARAGE	292	280	304	12	KIMUNYE	312	314	314	2
6 GITUGI	350	354	362	12	KIMUNYE	300	302	304	4	GATARE	292	294	294	2	IMENTI	300	302	304	4
7 GITHONGO	374	345	356	-18	GITUGI	302	300	302	0	KIMUNYE	292	288	294	2	KATHANGARIRI	295	296	297	2
8 KARONGI	360	351	351	-9	RUBAYA	297	300	301	4	MUNUNGA	293	290	293	0	MUNUNGA	294	291	293	-1
9 IMENTI	328	310	351	23	IMENTI	299	294	301	2	GATHUTHI	296	290	290	-6	GITUGI	295	290	292	-3
10 MUGANZA-KIVU		350	350		NDIMA	297	297	300	3	GITUGI	288	286	290	2	NJUNU	296	282	289	-7
11 KATHANGARIRI	337	320	348	11	NJUNU	296	298	300	4	IMENTI	299	290	290	-9	GACHARAGE	290	288	288	-2
12 MUNUNGA	307	288	342	35	KANGAITA	298	296	298	0	KATHANGARIRI	296	288	290	-6	RUKURIRI	290	286	286	-4
13 NJUNU	312	328	334	22	MUNGANIA	294	294	297	3	RUKURIRI	288	282	286	-2	MUNGANIA	290	275	284	-6
14 THUMAITA	310	292	322	12	GACHARAGE	290	290	295	5	NJUNU	291	277	285	-6	NGERE	292	278	283	-9
15 KIMUNYE	302	307	316	14	MAKOMBOKI	290	288	294	4	GITHONGO	290	280	282	-8	IKUMBI	290	280	282	-8
16 THETA	304	294	312	8	GITHONGO	290	288	292	2	KANGAITA	286	280	282	-4	MAKOMBOKI	288	280	282	-6
17 GATHUTHI	308	304	310	2	IKUMBI	290	286	292	2	IKUMBI	288	275	280	-8	GITHONGO	284	280	280	-4
18 RUKERI	262	310	310	48	KAMBAA	290	288	292	2	KINORO	286	278	280	-6	KINORO	292	280	280	-12
19 GACHARAGE	322	290	308	-14	KINORO	289	288	291	2	MAKOMBOKI	284	280	280	-4	NDARUGU	280	272	280	0
20 KINORO	298	292	308	10	GITHAMBO	284	278	290	6	WERU	282	278	280	-2	NDIMA	290	275	280	-10
21 RUKURIRI	308	302	306	-2	KAGWE	290	288	290	0	CHINGA	286	277	278	-8	KAGWE	290	275	279	-11
22 KIEGOI	300	298	304	4	KIONYO	288	286	290	2	NSHLI KIVU	280	278	278	-2	KIONYO	296	275	278	-18
23 KAGWE	290	292	301	11	NDUTI	288	288	290	2	RUTSIRO	270	260	278	8	WERU	282	275	277	-5
24 WERU	280	286	300	20	NYABIHU	306	290	290	-16	IGEMBE	284	278	278	-6	CHINGA	284	272	276	-8
25 GATUNGURU	296	290	298	2	THETA	287	287	290	3	GITHAMBO	284	272	277	-7	IRIANI	288	274	276	-12
26 GITHAMBO	298	290	298	0	THUMAITA	285	287	290	5	KAGWE	282	275	277	-5	THETA	284	270	275	-9
27 IRIANI	296	290	298	2	CHINGA	290	287	289	-1	KIEGOI	280	275	277	-3	KAMBAA	282	272	274	-8
28 KAMBAA	296	288	298	2	KIEGOI	286	286	289	3	THETA	280	270	277	-3	KANYENYA	280	270	274	-6
29 KANGAITA	312	290	298	-14	GATUNGURU	287	288	288	1	MICHI	276	268	276	0	KIRU	282	270	274	-8
30 MATAARA	289	284	298	9	NGERE	288	284	288	0	KIRU	284	270	276	-8	GATUNGURU	284	271	273	-11
31 CHINGA	282	250	296	14	RAGATI	285	287	287	2	MUNGANIA	286	276	276	-10	GITHAMBO	285	272	272	-13
32 IKUMBI	298	280	296	-2	IRIANI	284	284	286	2	KIONYO	286	275	275	-11	MUGANZA-KIVU	272	272		
33 NDIMA	304	292	296	-8	MATAARA	282	282	286	4	NDARUGU		272	275		THUMAITA	286	270	272	-14
34 IGEMBE	298	290	294	-4	WERU	280	280	286	6	NDIMA	284	275	275	-9	GATARE	270	270		
35 MUNGANIA	294	290	294	0	GACHEGE	278	280	284	6	NGERE	282	275	275	-7	NSHLI KIVU	270	270		
36 NDUTI	292	286	294	2	IGEMBE	282	280	284	2	KAMBAA	282	272	274	-8	KIEGOI	270	270		
37 NGERE	300	270	294	-6	KIRU	280	280	284	4	KANYENYA	274	270	274	0	MATAARA	280	270	270	-10
38 MAKOMBOKI	294	280	293	-1	NDARUGU	284	280	284	0	GATUNGURU	282	272	273	-9	NDUTI	293	270	270	-23
39 KIONYO	298	260	292	-6	GISOVU	269	280	282	13	MATAARA	280	272	273	-7	MICHI	265	265		
40 PFUNDA		265	290		RUTSIRO	277	270	277	0	GACHEGE	278	265	272	-6	MATA	260	260	260	0
41 RAGATI	292	290	290	-2	KANYENYA	276	274	276	0	RAGATI	280	270	270	-10	RAGATI	280	260	260	-20
42 SHAGASHA		250	290		MATA	264	268	272	8	IRIANI	280	268	270	-10	GACHEGE	260	260		
43 KIRU	288	265	280	-8	MUGANZA-KIVU		268	272		NDUTI	283	270	270	-13	MOMUL	250	245	248	-2
44 NNDARUGU	280	260	280	0	NSHLI KIVU	264	270	271	7	THUMAITA	282	270	270	-12	CHEMOMI	240	246	246	6
45 KANYENYA	280	265	278	-2	GATARE	269	270	270	1	MUGANZA-KIVU		265	269		SANGANYI	240	236	242	2
46 NYANKOBA	270	250	278	8	MICHI	266	264	270	4	OLENG	262	255	257	-5	GISAKURA	238	239	239	1
47 KAMARYA	262	240	276	14	MOMUL	266	266	269	3	NYANKOBA	236	244	250	14	TEZA	239	239	239	0
48 GACHEGE	278	260	274	-4	NYANKOBA	258	256	262	4	SANGANYI	255	240	250	-5	SHAGASHA	220	238	238	18
49 MULINDI	252	270	270	18	OLENG	250	250	260	10	TEBESONIK	255	245	250	-5	SIONGO	240	232	238	-2
50 GISAKURA	285	265	265	-20	SANGANYI	262	256	260	-2	MOMUL		242	246		NYANKOBA	234	235	235	1
51 MICHI	282	250	265	-17	TORA		254	258		OGEMBO	234	236	244	10	KAMARYA	234	234		
52 CHEBANGO	180	194	264	84	GISAKURA	257	255	257	0	TEZA	240	244	244	4	MOTIGO	241	232	232	-9
53 CHEMOMI	219	218	250	31	SHAGASHA	257	250	256	-1	EBEREGE	236	236	242	6	MULINDI	216	218	230	14
54 NDARAWETTA	223	250	250	27	MOTIGO	244	241	252	8	MABAYI		240	242		TIRGAGA	216	225	225	9
55 TEZA		242	250		TEBESONIK	258	250	252	-6	MOKAMA	234	236	242	8	SIRET	228	212	222	-6
56 TORA	270	250	250	-20	GIANCHORE	250	250	250	0	TOROR	236	236	242	6	OLENG	218	210	216	-2
57 TEBESONIK		239	239		RWEGURA	246	245	250	4	TIRGAGA	230	236	240	10	KAPKATET	200	215	215	15
58 MARAMBA	210	187	238	28	MULINDI	253	245	249	-4	CHEMOMI	230	234	240	10	KARIRANA	216	206	214	-2
59 OLENG	246	235	238	-8	SIONGO	244	244	249	5	GIANCHORE	236	236	240	4	KAPCHORUA	203	212	212	9
60 KIP KOIMET		238	238		TIRGAGA	242	246	248	6	IJENDA	240	240	240	0	KEPCHOMO	218	210	210	-8

61 ROROK	223	220	236	13	TEZA	248	244	248	0	KAPKATET	234	236	240	6	SOKOT	219	210	210	-9
62 MABAYI	242	231	233	-9	KAPKATET	240	242	246	6	RWEGURA		240	240		KAPKO	200	205	208	8
63 SIRET	200	217	232	32	OGEMBO	237	240	246	9	KAPKO	230	230	238	8	PFUNDA	196	205	208	12
64 IJENDA	244	228	230	-14	TOMBE	243	238	246	3	KOBEL	231	228	238	7	MARA	195	202	206	11
65 RWEGURA	234	230	230	-4	MABAYI	246	242	245	-1	ITUMBE	230	238	238	8	TOMBE	205	197	206	1
66 SIONGO	234	227	228	-6	PFUNDA	249	242	244	-5	KAPSET	232	236	238	6	MOKAMA	200	195	205	5
67 KEPCHOMO		226	226		MOKAMA	237	242	244	7	MOTIGO	242	236	238	-4	TEGAT	225	205	205	-20
68 OGEMBO	218	218	226	8	TOROR	237	235	244	7	MUDETE	238	230	238	0	KEBIRIGO	210	204	204	-6
69 TIRGAGA	224	216	224	0	EBEREGE	232	238	242	10	NYAMACHE	232	234	238	6	ROROK	210	196	204	-6
70 BOITO	214	222	224	10	LITEIN	234	236	242	8	SIONGO	238	236	238	0	MARAMBA	206	197	201	-5
71 CHELAL	219	220	224	5	MOGOGO	236	236	240	4	TOMBE	236	230	238	2	REYNA	210	198	200	-10
72 EBEREGE	212	216	224	12	CHELAL	238	236	240	2	KEBIRIGO	236	236	237	1	BOITO	200	195	200	0
73 KIBWARI		212	224		IJENDA	240	235	240	0	MOGOGO	234	228	236	2	ITUMBE		198	200	
74 MUDETE	212	214	224	12	ITUMBE	240	235	240	0	BOITO	236	228	236	0	LITEIN		194	200	
75 TOROR	227	216	224	-3	NYAMACHE	235	235	239	4	CHEBUT	232	228	236	4	NYAMACHE		200	200	
76 KAPKO	220	210	222	2	KAPKO	231	228	238	7	CHELAL	230	232	236	6	OGEMBO	195	196	200	5
77 GIANCHORE	222	216	222	0	KOBEL	228	228	238	10	LITEIN	234	228	236	2	TINDERET		200	200	
78 MOKAMA	210	215	222	12	KAMARYA	234	230	238	4	ROROK	236	228	236	0	KOBEL	200	190	199	-1
79 LITEIN	228	214	221	-7	MWAMU	236	238	238	2	TEGAT	234	228	236	2	MBOGO TEA	190	195	198	8
80 KAPKATET	214	220	220	6	KEBIRIGO	236	237	237	1	KAMARYA	234	230	234	0	DL TEAS	197	188	198	1
81 TOMBE	230	218	220	-10	CHEMOMI	232	232	236	4	MWAMU	234	234	234	0	MABROUKIE	199	196	196	-3
82 MOTIGO	216	218	219	3	MUDETE	235	232	235	0	KAPTUMO	230	228	230	0	NGORONGO	200	196	196	-4
83 ITUMBE	210	212	218	8	ROROK	230	228	234	4	KIP KOIMET	220	216	230	10	SITOI	206	196	196	-10
84 KAPTUMO	218	210	218	0	TEGAT	235	230	233	-2	KAPSARA	229	226	227	-2	TOIYOI	187	196	196	9
85 KEBIRIGO	212	218	218	6	BOITO	230	228	232	2	GISAKURA	236	224	226	-10	EBEREGE		190	192	
86 KOBEL	222	212	216	-6	KAPTUMO	230	228	232	2	SHAGASHA	228	218	222	-6	KAPTUMO	190	192	192	2
87 MOGOGO	214	212	216	2	CHEBUT	228	224	230	2	KIBWARI	218	216	218	0	MWAMU		192	192	
88 MWAMU	220	216	216	-4	KAPSET	228	228	230	2	MULINDI	218	200	216	-2	MANARET	190	189	191	1
89 TEGAT	217	212	216	-1	RUKERI	215	230	230	15	KAPCHORUA	200	202	216	16	SETYON	187	182	191	4
90 KAPSET	210	214	214	4	MARA	230	226	228	-2	PFUNDA	198	206	208	10	CHEBANGO		190	190	
91 NYAMACHE	216	212	214	-2	KAPSARA	227	226	227	0	KEPCHOMO	198	200	208	10	METTARORA	188	176	186	-2
92 EMROK	180	175	210	30	CHEBANGO	225	220	226	1	MARA	199	206	206	7	KIBENA	178	179	181	3
93 CHEBUT	218	210	210	-8	KEPCHOMO	228	220	226	-2	KARIRANA	202	197	204	2	KIPTENDEN		178	180	
94 MARA	170	175	210	40	NDARAWETTA	216	222	226	10	DL TEAS	191	188	202	11	KAYONZA		180	180	
95 KAPSARA	208	206	208	0	KIBWARI	232	220	225	-7	SOKOT	196	200	202	6	SIOMO		180	180	
96 SOKOT	202	208	208	6	KARIRANA	218	214	222	4	SIRET	198	200	200	2	TACHASIS	174	179	179	5
97 SITOI	185	206	206	21	SIRET	212	200	222	10	TINDERET		200	200		CHEBOSWA	178	172	178	0
98 BONDET	189	205	205	16	KIP KOIMET	222	222	222	0	MARAMBA	202	195	199	-3	ELGON TEA	184	168	178	-6
99 NGORONGO	186	190	191	5	MBOGO TEA	218	215	220	2	NDARAWETTA	200	194	198	-2	KOIWA	174	174	178	4
100 MASINGI	180	185	191	11	SOKOT	217	215	217	0	REYNA	196	194	196	0	KIPKEBE	176	176	176	0
101 KIPCHABO	176	172	188	12	MARAMBA	212	210	214	2	SITOI	194	190	196	2	KIPCHABO	174	176	176	2
102 KAPSONGOI		178	180		EMROK	209	209	211	2	CHEBANGO	196	194	196	0	JAMJI	165	169	175	10
103 ELGON TEA	155	155	178	23	KIPTENDEN		200	210		TOIYOI	196	192	196	0	TINET	176	175	175	-1
104 MUZIZI	150	177	177	27	MANARET	207	205	210	3	MBOGO TEA	194	186	194	0	CUPATEA	174	174	174	0
105 TINET	187	170	170	-17	ARROKET	209	190	208	-1	IKANGA	180	170	194	14	KERICHO	174	174	174	0
106 KIPSINENDE	134	164	170	36	DL TEAS	208	205	208	0	NGORONGO	198	189	193	-5	IGARA	166	174	174	8
107 ITONA		140	164		KAIMOSI	204	202	208	4	EMROK	191	185	191	0	KERITOR	175	160	172	-3
108 BUHWEJU	150	158	159	9	MASINGI	204	200	208	4	SETYON	189	180	190	1	KYAMUHUNGA		172	172	
109 KABALE	166	158	158	-8	NGORONGO	205	195	206	1	SIOMO	182	185	190	8	LIVINGSTONIA		172	172	
110 BUGAMBE	135	148	154	19	SITOI	204	198	204	0	MANARET	192	185	189	-3	BUHWEJU	170	160	170	0
111 IGARA	154	150	150	-4	SETYON	212	202	202	-10	MASINGI	187	185	187	0	MUGOMA		168	170	
112 KALINZU	136	140	150	14	TAITO	202	202	202	0	ARROKET	188	180	186	-2	KAPSET	169	170	170	1
113 KYAMUHUNGA		150	150		BONDET		200	200		KIPTENDEN		180	186		KIPSINENDE	171	169	170	-1
114 MUGOMA	140	149	149	9	METTARORA	206	190	200	-6	METTARORA	186	172	184	-2	KELUNET		164	168	
115 ARC MOUNTAIN	130	130	148	18	CHANGOI		200	200		ITONA	190	180	184	-6	NYAMBYA		168	168	
116 SIOMO	145	147	147	2	KAYONZA	188	200	200	12	KERITOR	179	175	183	4	TAGABI	170	160	166	-4
117 CHIMCHIM	130	132	146	16	KERITOR	206	195	200	-6	BONDET	186	176	182	-4	KALINZU	162	155	166	4
118 KIBALE		146	146		TOIYOI	198	198	198	0	KAYONZA	182	176	182	0	KAPSARA		165	165	
119 KIJURA	122	116	146	24	SIOMO		195	197		KIBENA	192	177	181	-11	BWINDI	168	156	164	-4
120 KABIANGA	145	145	145	0	KIPCHABO	200	195	196	-4	MATUTA	178	170	180	2	GLOBAL VILLAGE	150	160	164	14

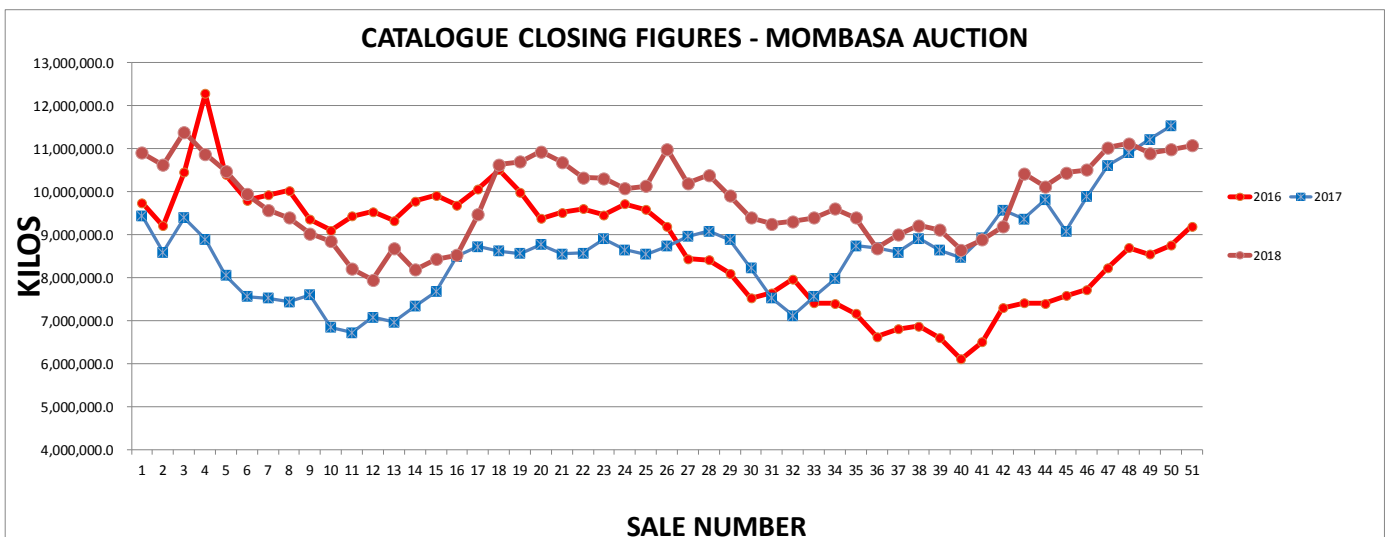
121 KIKO	144	144		KIPKEBE	200	185	194	-6	TACHASIS	177	179	179	2	LELAGOIN	165	162	162	-3	
122 BUZIRASAGAMA	141	141		CHEMAMUL	190	194	194	4	KIPKEBE	178	170	178	0	KIGEZI HIGHLAND	162	162			
123 IKANGA	120	141	141	21	TILUET		190	194	CUPATEA	174	172	176	2	KABIANGA	168	160	160	-8	
124 KOIWA		140	140		KIBENA	194	190	192	-2	LELAGOIN	176	170	176	0	MUZIZI	160	160	160	0
125 NYARINDA	135	139	139	4	TINET	190	182	192	2	KAPSONGOI	177	156	176	-1	SWAZI	162	130	160	-2
126 MOGENI	139	138	138	-1	KAPSONGOI	197	180	192	-5	NYAMBYA		176	176		ARC MOUNTAIN		142	158	
127 MWENGE	122	136	138	16	MATUTA		192	192		TILUET	176	172	176	0	CHIMCHIM	170	158	158	-12
128 RWENZORI	122	136	138	16	KIPTAGICH	190	180	190	0	LIVINGSTONIA		171	175		BUGAMBE	148	140	146	-2
129 SWAZI	130	136	138	8	SAPTET		190	190		TILYA	168	175	175	7	MUNOBWA	146	136	146	0
130 KIBENA		137	137		ITONA	194	170	190	-4	IGARA	178	166	174	-4	MWENGE	140	120	146	6
131 NYAMBYA		136	136		SISIBA	206	190	190	-16	KIPSINENDE	169	167	173	4	KAKONDE	125	130	142	17
132 CUPATEA		135	135		ELGON TEA	196	185	187	-9	MUGOMA		170	170		KIKO	144	138	138	-6
133 NGOINA		135	135		KABIANGA	180	180	186	6	KABIANGA	168	163	170	2	RWENZORI	142	136	138	-4
134 LASIT		130	134		MUFINDI	184	180	186	2	KIPCHABO	174	166	170	-4	TORO	130	122	138	8
135 RUSEKERE	120	132	132	12	CUPATEA	194	174	180	-14	BUHWEJU	164	150	168	4	KIBALE	146	135	135	-11
136 ANKOLE	130	128	132	2	KAISUGU		180	180		CHIMCHIM	171	160	168	-3	MITYANA	134	125	133	-1
137 MWERA	120	128	130	10	TACHASIS	180	180	180	0	ELGON TEA	176	168	168	-8	BUZIRASAGAMA	140	132	132	-8
138 LELAGOIN	132	126	128	-4	TILYA	195	180	180	-15	KELUNET	172	160	168	-4	KIGUMBA	136	132	132	-4
139 KASAKU	120	120	128	8	MUGOMA		176	176		CHEMAMUL	170	140	168	-2	MABALE	115	100	132	17
140 MUNOBWA		126	128		IKANGA	178	164	174	-4	SAKAWA		160	166		DINDIRA	133	124	128	-5
141 TORO		124	124		KIPSINENDE	180	170	172	-8	SAPTET	175	160	166	-9	KIJURA	126	120	128	2
142 LIVINGSTONIA	130	122	122	-8	CHIMCHIM		170	170		KABALE	160	162	166	6	RUSEKERE		122	122	
143 LUWALA	120	120	120	0	LIVINGSTONIA	180	122	168	-12	GLOBAL VILLAC	141	147	164	23	KIAMARA	107	110	122	15
144 ARROKET					ARC MOUNTAIN	154	140	162	8	MUFINDI		164	164		KASAKU	116	121	121	5
145 CHEBOSWA					SAKAWA	170	160	160	-10	KIGEZI HIGHLAND		162	162		NGOINA		120	120	
146 DINDIRA					KABALE	152	150	160	8	KYAMUHUNGA	156	136	162	6	KASUNGA	115	110	110	-5
147 GATARE					BUHWEJU	174	158	158	-16	KALINZU	164	155	161	-3	MPANGA	110	110	110	0
148 GISOVU					NGOINA	165	158	158	-7	MAGURA	155	150	160	5	ANKOLE	130	106	106	-24
149 JAMJI					JAMJI		150	150		MUZIZI	156	155	160	4	LUWALA		100	100	
150 KAISUGU					MOGENI	163	145	150	-13	NJERU	189	160	160	-29	ARROKET				
151 KARAMBI					MUZIZI	150	150	150	0	RWAKA	136	130	158	22	BONDET				
152 KARIRANA					MAGURA	140	138	146	6	LASIT		144	158		EMROK				
153 KASUNGA					NYARINDA	145	145	145	0	KAISUGU		144	157		GISOVU				
154 KELUNET					KYAMUHUNGA	140	130	144	4	SISIBA	169	155	157	-12	KAISUGU				
155 KERICHO					RWAKA		130	142		BWIINDI	170	144	156	-14	KARAMBI				
156 KIMUGU					GLOBAL VILLAGE	139	132	142	3	DINDIRA	132	120	154	22	KARONGI				
157 KIPKEBE					KALINZU	144	138	140	-4	MOGENI	150	112	154	4	KIMUGU				
158 KIPTAGICH					SWAZI	140	138	138	-2	NYARINDA	156	145	154	-2	KIPTAGICH				
159 KIPTENDEN					RUSEKERE		136	136		SWAZI	140	154	154	14	KORUMA				
160 KORUMA					NYAMBYA	136	128	134	-2	ARC MOUNTAIN	149	148	150	1	MOGOGO				
161 MABROUKIE					KIJURA	124	133	133	9	RWENZORI	132	130	148	16	MUSHUBI				
162 MANARET					BUGAMBE	132	130	130	-2	MAHENYE		145	145		NAMAYIBA				
163 MBOGO TEA					DINDIRA	140	130	130	-10	KAKONDE	130	130	144	14	RUTSIRO				
164 METTARORA					KIBALE		130	130		BUGAMBE	132	140	140	8	RWAKA				
165 MOMUL					BUZIRASAGAMA	128	130	130	2	ANKOLE	135	140	140	5	SAKAWA				
166 MUSHUBI					KIKO	128	130	130	2	KIKO	136	140	140	4	SAPTET				
167 NAMAYIBA					RWENZORI	126	125	126	0	MWENGE	132	120	140	8	WUSH WUSH				
168 NSHILI KIVU					LASIT		120	124		TORO	120	115	138	18	CHANGOI				
169 REYNA					KARAMBI	117	115	122	5	BUZIRASAGAMA	136	130	136	0	CHEBUT				
170 RWAKA					KASAKU	120	115	117	-3	MUNOBWA	130	136	136	6	CHELAL				
171 SAKAWA					MABALE	112	112	116	4	KIJURA	132	128	134	2	CHEMAMUL				
172 SAPTET					CHIVANJEE		115	115		MITYANA	115	128	134	19	CHIVANJEE				
173 SETYON					LUWALA	114	110	115	1	KIGUMBA	134	132	132	-2	CYOHOKA				
174 TAGABI					TORO	120	115	115	-5	RUSEKERE	112	122	122	10	GIANCHORE				
175 WUSH WUSH					MITYANA	116	114	114	-2	KASAKU	116	115	121	5	HIMA				
176 BWIINDI					MUNOBWA		114	114		SALAMA	120	120	120	0	IGEMBE				
177 CHANGOI					SALAMA	115	114	114	-1	MPANGA	110	107	116	6	IJENDA				
178 CHEMAMUL					KIAMARA	107	110	110	3	MABALE	115	105	114	-1	IKANGA				
179 CHIVANJEE					MWERA		105	110		KASUNGA		105	112		ITONA				
180 CYOHOKA					CHEBOSWA					LUWALA	105	100	110	5	KABALE				
181 DL TEAS					KARONGI					KIAMARA	107	107	107	0	KAIMOSI				

SECONDARY GRADES

Mark	BP/2				Mark	PF/2				Mark	DUST/2				Mark	FNGS/1/2				Mark	BMF				
	Pre	Low	High	De		Pre	Low	High	De		Pre	Low	High	De		Pre	Low	High	De		Pre	Low	High	Dev	
1	GATARE	240	240		MATA	244	240	240	-4	KITABI	296	252	296	0	GACHARAGE	282	288	288	6	GISOVU	120	120	120	0	
2	RUTSIRO	273	236	240	-33	MUGANZA-KIVU	238	238		RUBAYA	220	232	264	44	RUBAYA	282	282			NDARAWETTA	108	114	114	6	
3	PFUNDA	204	190	196	-8	NSHILIKIVU	232	232		MATA	257	254	254	-3	KITABI	282	270	272	-10	MANARET	86	74	100	14	
4	GISAKURA	200	190	190	-10	KARONGI	230	218	229	-1	KATHANGARIR	256	226	226	-30	NYABIHU	256	256			KEPCHOMO	96	100	100	4
5	MARAMBA	145	144	146	1	GISAKURA	222	222	222	0	NYABIHU	220	220			KAMBAA	222	244	244	22	SITOI	80	98	98	18
6	REYNA	142	142	142	0	KINIHIRA	230	220	220	-10	MOMUL	222	207	207	-15	RUKURIRI	160	240	240	60	MARAMBA	83	73	90	7
7	KARIRANA	139	135	135	-4	MARAMBA	194	184	198	4	GISOVU	216	203	203	-13	THUMAITA	232	240	240	8	IKANGA		78	82	
8	NGORONGO	133	134	134	1	MANARET	209	182	196	-13	CHEMOMI	195	193	193	-2	MUGANZA-KIVU	232	232			KIBENA	84	81	81	-3
9	CHEBOSWA	130	130			ELGON TEA	176	180	192	16	SHAGASHA	138	147	190	52	OLENG	204	202	230	26	SIRET	79	80	80	1
10	ANKOLE	120	120	120	0	CHEBANGO	182	186	190	8	RUKERI	180	190			MUNUNGA	214	226	226	12	DL TEAS	74	70	80	6
11	MUZIZI	134	120	120	-14	NDARAWETTA	186	186			TIRGAGA	187	187			KATHANGARIR	236	220	220	-16	ELGON TEA	98	75	79	-19
12	KALINZU	122	116	118	-4	EMROK	198	170	180	-18	NDARAWETTA	185	172	180	-5	MICHI	210	186	218	8	CHEMOMI	78	74	78	0
13	MWERA	120	117	117	-3	SAKAWA	192	170	171	-21	MICHI	176	176	176		KIEGOI	218	218			KABALE	86	78	78	-8
14	MWENGE	124	116	116	-8	MBOGO TEA	176	170	170	-6	OLENG	185	176	176	-9	NGERE	208	208	216	8	KABIANGA	72	73	78	6
15	BIWINDI	118	114	114	-4	KERITOR	138	150	164	26	RWEGURA	156	154	175	19	MAKOMBOKI	195	212	212	17	LASIT	78	78		
16	ARC MOUNTAIN	120	112	112	-8	CHEMAMUL	118	160			NDIMA	168	168	168	0	KIMUNYE	212	206	206	-6	CUPATEA	76	72	76	0
17	KIGUMBA	112	112			KAYONZA	165	156	158	-7	GISAKURA	168	165	165	-3	KINORO	208	204	204	-4	REYNA	82	76	76	-6
18	KORUMA	110	110			KABALE	154	154			KINORO	160	160			MOMUL	226	202	202	-24	KIBWARI	72	76	76	4
19	RUSEKERE	109	110	110	1	MAGURA	104	128	128	24	KIONYO	175	160	160	-15	MULINDI	202	202			SOKOT	76	76	76	0
20	HIMA	106	110	110	4	BUZIRASAGAM	130	120	120	-10	KANGAITA	156	156			KIRU	190	170	200	10	TOIYOI	74	76	76	2
21	MOGENI	119	105	110	-9	WUSH WUSH	118	118			KAYONZA	154	110	154	0	WERU	170	200	200	30	SETYON	74	74	75	1
22	NYARINDA	118	105	110	-8	IGARA	123	114	118	-5	TEZA	164	152	152	-12	GITHONGO	230	198	198	-32	RWENZORI	67	67	75	8
23	MONKO	105	105			TILYA	117	117			GATHUTHI	150	150			RAGATI	195	195			BUHWEJU	74	70	74	0
24	CHIVANJEE	106	94	98	-8	ARC MOUNTAIN	126	116	116	-10	THETA	145	150			KAGWE	208	195	195	-13	CHIMCHIM	74	74		
25	MABALE	78	75	81	3	BUGAMBE	118	115	115	-3	MANARET	146	130	148	2	KANGAITA	186	194	194	8	KAISUGU	76	70	74	-2
26	ARROKET					BUHWEJU	115	115			IKUMBI	142	142			GATUNGURU	175	190	190	15	MBOGO TEA	80	72	74	-6
27	BUGAMBE					KIGUMBA	122	112	115	-7	GITHAMBO	140	140			MUSHUBI	184	184			SAKAWA	74	70	74	0
28	BUHWEJU					ANKOLE	114	114			PFUNDA	138	138			SETYON	189	168	184	-5	CHEMAMUL	82	74	74	-8
29	CHIMCHIM					KYAMUHUNGA	116	112	114	-2	TOMBE	135	138	138	3	PFUNDA	182	182			GLOBAL VILLAGE	96	72	74	-22
30	CUPATEA					MUNOBWA	116	112	114	-2	SETYON	126	120	135	9	SITOI	190	182	182	-8	KALINZU	74	74	74	-22
31	DINDIRA					NYAMBYA	114	110	114	0	BUZIRASAGAM	157	126	134	-23	NDARUGU	180	180	180	0	KIP KOIMET	74	74		
32	ELGON TEA					GLOBAL VILLAGE	115	110	112	-3	CUPATEA	135	118	132	-3	NYANKOBA	180	180			KIP CHABO	88	74	74	-14
33	EMROK					KAKONDE	113	110	112	-1	KABIANGA	138	120	132	-6	SIONGO	202	170	178	-24	SISIBA	74	73		
34	GISOVU					KIGEZI HIGHLAND	100	112	112	12	KOBEL	130	130			GITUGI	177	177			KARIRANA	74	73	73	-1
35	JAMJI					KIURA	110	105	111	1	MUNOBWA	124	120	130	6	REYNA	150	176	176	26	BUGAMBE	78	70	72	5
36	KAISUGU					RUSEKERE	110	100	100	0	SWAZI	130	130			TEBESONIK	196	174	176	-20	JAMJI	67	70	72	6
37	KAPKO					KALINZU	124	110	110	-14	IRIINI	163	128	128	-35	TORA	175	175			KERICHO	74	72	72	-2
38	KARONGI					HIMA	114	107	109	-5	KAPKATET	105	125	125	20	MWAMU	162	174	174	12	KIBALE	74	70	72	-2
39	KASUNGA					DINDIRA	114	108	108	-6	CHEBOSWA	124	124			SHAGASHA	155	152	172	17	KOWWA	70	70	72	2
40	KERICHO					KASUNGA	94	100	106	12	SAKAWA	112	102	124	12	KOBEL	186	160	171	-15	KORUMA	70	72	72	2
41	KIBALE					CHIVANJEE	104	106	106	2	MAGURA	120	68	123	3	KAPTUMO	179	170	170	-9	NGORONGO	70	70	72	2
42	KIBENA					RWENZORI	95	101	101	6	KIBENA	118	120	120	2	NYAMACHE	145	170	170	25	TAGABI	74	72	72	-2
43	KIMUGU					KORUMA	104	100	100	-4	KAPSARA	105	120	120	15	TOROR	190	170	170	-20	HIMA	74	68	72	-2
44	KITABI					MOGENI	114	98	100	-14	KAPSET	120	120			CHEBOSWA	190	160	169	-21	ITONA	78	72	72	-6
45	KOBEL					MWENGE	100	100			KERITOR	130	120	120	-10	CHEBUT	192	160	168	-24	KIKO	72	72	72	0
46	KOWWA					CHIMCHIM	98	98			NYAMBYA	120	118	120	0	KEBIRIGO	158	163	168	10	KYAMUHUNGA	72	72	72	0
47	MANARET					MABALE	89	78	97	8	KIGUMBA	130	118	118	-12	ROROK	165	167	167	2	LIVINGSTONIA	72	72		
48	MATA					MWERA	89	92			MARAMBA	116	110	115	-1	OGEEMBO	159	155	166	7	MUFINDI	72	72	72	0
49	MBOGO TEA					NAMAYIBA	110	88	89	-21	MBOGO TEA	122	110	114	-8	TOMBE	161	125	165	4	MUZIZI	72	72	72	0
50	METTARORA					KIAMARA	96	82	84	-12	KAISUGU	112	70	112	0	LIVINGSTONIA	162	162	162	0	MWENGE	72	70	72	0
51	MICHI					JAMJI	84	80	80	-4	ANKOLE	112	112	112	0	TEGAT	140	162	162	22	KASUNGA	70	68	70	0
52	MOMUL					TORO	79	78	80	1	MOGENI	97	105	112	15	TIRGAGA	208	160	160	-48	ANKOLE	74	70	70	-4
53	MUGOMA					MITYANA	80	78	78	-2	HIMA	110	110	110	0	SANGANYI	160	160	160	0	IGARA	70	70	70	0
54	MULINDI					TILUET	78	78			KIPCHABO	110	110			MANARET	182	155	159	-23	KAKONDE	66	70	70	4
55	MUSHUBI					LUWALA	84	68	74	-10	LASIT	110	110			KAPSARA	156	158	158	2	KIGEZI HIGHLAND	70	70		
56	NAMAYIBA					ARROKET					NYAMACHE	105	105			RWEGURA	159	150	158	-1	LUWALA	70	68	70	0
57	NSHILIKIVU					CHEBOSWA					EMROK	100	101	101	1	MABAYI	155	155			MAGURA	70	70	70	0
58	OLENG					CUPATEA					IGARA	103	92	92	-11	EBEREGE	152	152			NYAMBYA	67	68	70	3
59	RAGATI					GATARE					DL TEAS	90	76	91	1	MOKAMA	152	140	150	-2	SWAZI	70	68	70	0
60	RUBAYA					GISOVU					BUHWEJU	90	90	90	0	MUDETE	163	140	150	-13	MUGOMA	67	69	69	2
61	SAKAWA					KAISUGU					IJENDA	145	146	146	1	ARC MOUNTAIN	118	120	120	2	ARC MOUNTAIN	68	68		
62	SETYON					KAPKO					ITONA	118	90	90	-28	ITUMBE	169	140	142	-27	CHIVANJEE	66	68	68	-2
63	SHAGASHA					KARIRANA					KALINZU	90	90	90		KAPKO	168	140	140	-28	MITYANA	72	68	68	-4
64	SIRET					KERICHO					KIJURA	90	90	90		KAYONZA	144	135	138	-6	TILUET	68	68		
65	SITOI					KIBALE					LIVINGSTONIA	88	90	90	2	KAISUGU	94	90	132	38	KIAMARA	72	67	67	-5
66	TAGABI					KIBENA					CHIMCHIM	94	65	78	-16	GIANCHORE	140	132	132	-8	TORO	66	65		

CATALOGUE CLOSING FIGURES – 2018 Vs 2019

Sale No.	2016		2017		2018		2019		Diferencial 2019 Vs. 2018	
	Pkgs	Kilos	Pkgs	Kilos	Pkgs	Kilos	Pkgs	Kilos	Pkgs	Kilos
1	148,451	9,735,654.5	145,178	9,437,045.5	170,026	10,902,243.0	165,608	10,795,804.5	- 4,418	- 106,438.5
2	139,820	9,199,450.0	140,125	8,593,123.5	165,456	10,623,001.0			- 165,456	- 10,623,001.0
3	159,276	10,449,664.5	144,994	9,386,541.5	179,439	11,385,435.0			- 179,439	- 11,385,435.0
4	188,659	12,275,549.0	138,097	8,890,671.5	168,997	10,873,246.0			- 168,997	- 10,873,246.0
5	159,398	10,393,542.0	124,938	8,054,484.0	162,594	10,480,140.0			- 162,594	- 10,480,140.0
6	150,152	9,801,201.0	117,320	7,562,742.7	153,970	9,941,178.0			- 153,970	- 9,941,178.0
7	153,397	9,915,132.0	116,361	7,518,587.5	148,003	9,566,966.0			- 148,003	- 9,566,966.0
8	154,458	10,019,049.5	115,356	7,439,711.0	144,742	9,391,252.0			- 144,742	- 9,391,252.0
9	143,119	9,357,930.0	117,140	7,597,207.0	139,959	9,020,760.0			- 139,959	- 9,020,760.0
10	139,747	9,097,239.0	105,840	6,845,830.5	137,540	8,841,378.0			- 137,540	- 8,841,378.0
11	144,515	9,424,673.5	103,585	6,720,482.5	126,153	8,199,578.0			- 126,153	- 8,199,578.0
12	145,973	9,530,611.0	108,818	7,078,896.5	122,280	7,950,062.0			- 122,280	- 7,950,062.0
13	142,210	9,321,487.0	106,738	6,966,532.5	133,419	8,686,279.0			- 133,419	- 8,686,279.0
14	150,415	9,774,359.5	111,839	7,331,690.5	126,598	8,187,381.0			- 126,598	- 8,187,381.0
15	151,648	9,914,957.5	117,718	7,672,851.0	129,007	8,426,139.0			- 129,007	- 8,426,139.0
16	147,839	9,679,159.0	130,737	8,495,693.0	130,302	8,519,375.0			- 130,302	- 8,519,375.0
17	153,600	10,060,731.0	133,590	8,719,546.0	144,877	9,463,195.0			- 144,877	- 9,463,195.0
18	151,268	10,502,473.0	132,188	8,612,581.5	161,933	10,628,353.0			- 161,933	- 10,628,353.0
19	152,683	9,983,086.0	131,831	8,558,320.5	163,252	10,697,993.0			- 163,252	- 10,697,993.0
20	142,133	9,369,893.0	134,729	8,763,410.0	167,272	10,932,188.0			- 167,272	- 10,932,188.0
21	144,104	9,509,564.0	131,634	8,550,796.0	163,267	10,680,522.0			- 163,267	- 10,680,522.0
22	146,216	9,600,156.0	131,700	8,572,204.0	158,259	10,326,586.0			- 158,259	- 10,326,586.0
23	143,286	9,455,061.0	137,700	8,897,500.0	158,710	10,310,596.0			- 158,710	- 10,310,596.0
24	148,330	9,714,505.0	132,606	8,644,644.0	156,160	10,069,790.0			- 156,160	- 10,069,790.0
25	146,750	9,575,912.5	130,856	8,539,642.0	158,268	10,130,119.0			- 158,268	- 10,130,119.0
26	140,955	9,185,569.0	134,420	8,734,861.0	172,659	10,990,667.0			- 172,659	- 10,990,667.0
27	128,199	8,441,443.0	137,592	8,961,409.0	157,618	10,195,939.0			- 157,618	- 10,195,939.0
28	129,427	8,405,546.0	139,587	9,082,566.0	161,018	10,378,590.0			- 161,018	- 10,378,590.0
29	124,024	8,100,347.0	136,100	8,885,641.0	153,715	9,904,349.0			- 153,715	- 9,904,349.0
30	116,127	7,517,405.5	127,020	8,224,195.0	145,382	9,386,647.0			- 145,382	- 9,386,647.0
31	118,392	7,648,417.0	116,082	7,525,278.0	143,838	9,249,722.0			- 143,838	- 9,249,722.0
32	121,941	7,968,002.0	109,583	7,112,977.0	145,418	9,304,245.0			- 145,418	- 9,304,245.0
33	114,684	7,411,426.0	117,196	7,560,646.0	146,137	9,387,631.0			- 146,137	- 9,387,631.0
34	115,065	7,401,593.0	124,100	7,974,797.0	149,397	9,595,599.5			- 149,397	- 9,595,599.5
35	111,398	7,162,051.0	134,339	8,736,776.0	146,652	9,389,530.5			- 146,652	- 9,389,530.5
36	103,211	6,620,776.0	133,343	8,692,718.0	134,282	8,680,839.5			- 134,282	- 8,680,839.5
37	105,363	6,801,861.0	131,860	8,589,806.0	139,101	8,989,967.0			- 139,101	- 8,989,967.0
38	105,991	6,874,694.0	136,152	8,913,732.0	143,642	9,210,797.0			- 143,642	- 9,210,797.0
39	102,399	6,593,834.0	132,480	8,632,611.0	140,946	9,108,030.5			- 140,946	- 9,108,030.5
40	93,697	6,101,035.0	129,850	8,468,285.0	132,790	8,647,179.5			- 132,790	- 8,647,179.5
41	100,438	6,506,134.0	137,560	8,931,039.0	136,599	8,885,007.0			- 136,599	- 8,885,007.0
42	113,860	7,296,708.0	147,380	9,566,121.5	140,880	9,187,387.5			- 140,880	- 9,187,387.5
43	113,933	7,409,459.5	143,755	9,362,940.0	160,311	10,419,218.5			- 160,311	- 10,419,218.5
44	113,258	7,400,472.0	150,080	9,803,157.5	155,019	10,118,475.5			- 155,019	- 10,118,475.5
45	115,579	7,575,449.0	138,321	9,075,225.0	159,826	10,440,717.5			- 159,826	- 10,440,717.5
46	118,525	7,716,618.5	151,239	9,885,740.0	161,570	10,503,250.5			- 161,570	- 10,503,250.5
47	126,695	8,229,984.0	162,135	10,607,228.0	169,339	11,025,908.0			- 169,339	- 11,025,908.0
48	133,650	8,694,053.5	167,935	10,903,011.0	171,736	11,119,224.5			- 171,736	- 11,119,224.5
49	132,838	8,544,808.0	172,760	11,213,580.0	166,856	10,894,351.5			- 166,856	- 10,894,351.5
50	136,984	8,747,685.0	178,260	11,522,884.0	168,848	10,976,973.5			- 168,848	- 10,976,973.5
51	141,000	9,192,163.0			171,146	11,070,784.5				
Total	6,825,080	445,208,574.5	6,630,747	430,417,958.7	7,745,208	501,294,787.0	165,608	10,795,804.5	-7,408,454	-479,428,198.0



(Please note figures inclusive of reprints)

