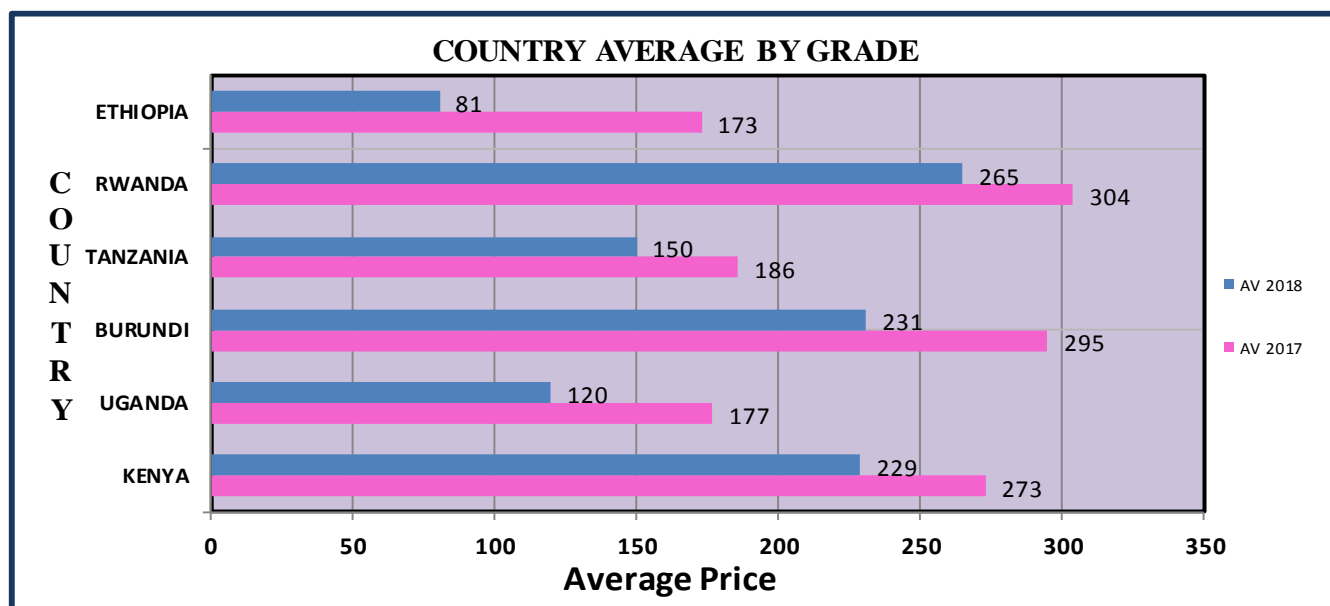


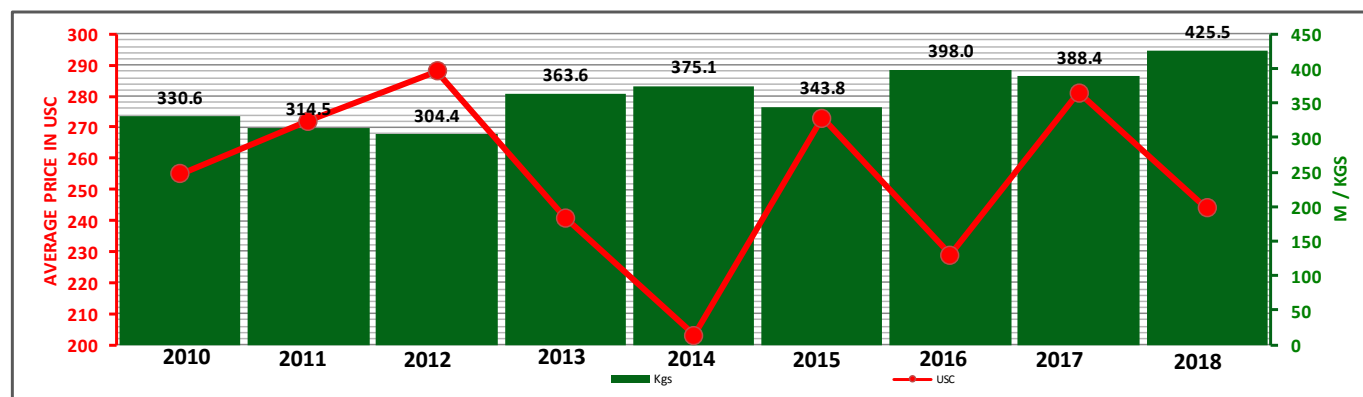
Mombasa Auction: Country Average Prices in US Cents Sale 49 (2017 vs. 2018)

COUNTRY	AV 2017	AV 2018	BP1	PF1	PD	D1	BP	PF	D	FNGS	BMF
KENYA	273	229	247	251	219	232	133	156	111	147	75
UGANDA	177	120	130	132	141	136	116	107	112	86	70
BURUNDI	295	231	246	243	240	232			161	161	
TANZANIA	186	150	123	185	167	148	119	115	95	102	70
RWANDA	304	265	366	261	263	237	266	226	221	207	113
ETHIOPIA	173	81								81	
ALL AUCTION AVERAGE	261	214	241	244	209	212	159	135	116	123	72























Mombasa Auction - Auction Quantities & Average Prices 2010 - 2018

	Jan		Feb		Mar		Apr		May		Jun		Jul		Aug		Sep		Oct		Nov		Dec		Total	
	Kgs	USC	Kgs	USC	Kgs	USC	Kgs	USC	Kgs	USC	Kgs	USC	Kgs	USC	Kgs	USC	Kgs	USC	Kgs	USC	Kgs	USC	Kgs	USC	Kgs	USC
2018	49.3	279	34.3	281	29.6	265	39.9	252	38.7	247	37.3	239	43.7	233	32.2	222	31.8	226	41.8	226	38.4	220	9.4	214	425.5	244
2017	40.9	284	25.4	285	25.2	274	28.7	272	38.7	275	31.0	289	31.2	283	27.1	275	32.3	286	40.9	291	35.5	283	31.3	266	388.4	281
2016	37.0	256	36.6	237	40.7	223	35.3	204	44.4	212	34.2	227	29.2	231	21.7	218	23.8	222	24.6	223	36.3	250	23.6	252	398.0	229
2015	33.5	214	31.0	227	30.2	254	22.4	257	21.2	285	35.4	300	21.9	310	22.4	294	32.1	284	25.3	302	32.4	289	35.4	285	343.8	273
2014	25.1	256	30.6	224	36.6	208	21.8	207	35.7	196	44.9	191	28.1	205	24.6	203	33.2	190	28.1	192	33.6	191	32.8	189	375.1	203
2013	35.7	305	29.9	292	28.5	264	32.0	237	31.5	239	34.7	231	34.6	229	25.5	228	24.0	213	28.4	202	32.5	210	26.5	234	363.6	241
2012	36.1	264	27.2	265	23.9	274	22.8	279	17.8	281	24.1	289	26.8	299	22.6	309	21.9	304	31.8	297	27.9	304	21.4	307	304.4	288
2011	24.8	294	24.6	277	31.4	274	17.1	266	32.9	262	30.4	271	25.4	282	26.2	282	20.8	267	23.4	265	33.8	266	23.8	261	314.5	272
2010	27.9	284	29.1	295	33.5	280	24.6	261	41.6	235	33.7	222	27.2	216	25.1	250	17.9	249	18.3	250	30.5	254	21.0	270	330.6	255



December figures include sold kilos and average price for sale 49 only.

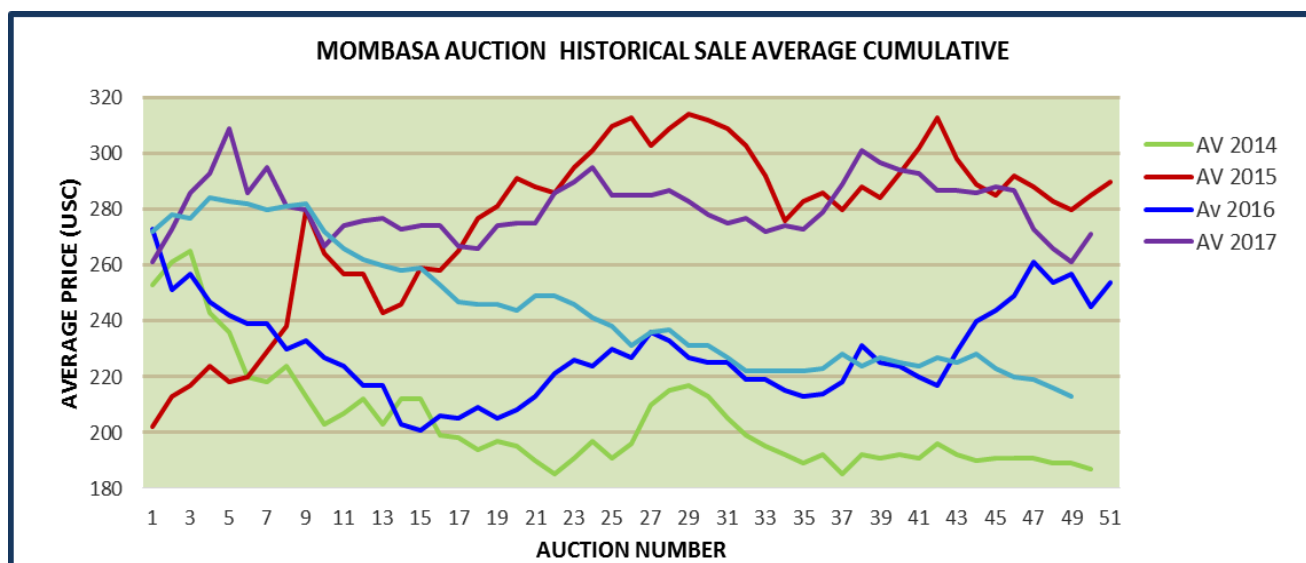
BUYERS' PURCHASES SALE 49 2018

Buyer	% Sold	Totals	BP1	PF1	PD	DUST1	BP2	PF2	DUST2	FNGS	BMF
GLOBAL TEA & 	16.75	24,060	2,400	13,100	2,600	1,520	20	180	1,040	940	2,260
L.A.B. 	11.44	16,440	240	2,280	10,360	3,480	0	80	0	0	0
CARGILL KENYA 	10.56	15,177	200	9,737	4,800	40	0	160	0	240	0
MOMBASA COFFEE 	8.20	11,780	200	2,220	6,620	2,560	180	0	0	0	0
COFFTEA AGENCIES 	6.54	9,390	2,400	2,020	480	0	0	420	0	3,290	780
CHAI TRADING 	6.49	9,325	705	5,440	1,580	1,300	0	0	300	0	0
SSOE (KENYA) 	5.39	7,740	2,140	580	2,380	840	180	220	860	540	0
VAN REES KENYA 	5.24	7,533	2,560	1,953	2,040	580	80	280	40	0	0
DEVCHAND 	4.29	6,160	0	6,120	40	0	0	0	0	0	0
M.J. CLARKE LTD 	2.67	3,840	80	400	2,060	360	0	340	0	600	0
ABBAS TRADERS 	1.96	2,820	0	1,240	160	80	0	420	140	380	400
AL-EMIR LTD 	1.92	2,752	0	2,154	440	78	0	80	0	0	0
JAMES FINLAY 	1.67	2,400	1,040	220	680	400	0	0	20	40	0
SHAKAB 	1.50	2,160	120	1,420	160	120	0	40	180	120	0
ALIBHAI RAMJI 	1.46	2,100	0	1,720	0	160	0	60	0	160	0
IMPERIAL TEAS 	1.28	1,840	760	360	280	160	0	220	40	20	0
STANSAND (A) LTD 	1.28	1,840	80	1,040	720	0	0	0	0	0	0
SARDIA 	1.18	1,700	0	0	0	0	0	140	80	1,160	320
RANFER TEAS K 	1.10	1,580	0	240	260	120	0	80	520	360	0
CHAMU SUPPLIES 	0.95	1,360	880	80	80	40	120	60	80	20	0
AFRIBRIDGE TRADE	0.84	1,201	300	65	116	80	280	0	360	0	0
LINDOP & COMPANYY	0.74	1,060	0	360	320	40	0	0	340	0	0
AFRO TEAS LIMITED	0.61	880	0	0	0	0	0	120	60	600	100
MAYMUN	0.58	840	0	200	0	0	0	180	60	220	180
McLEOD RUSSEL	0.53	760	200	40	40	120	40	40	180	100	0
TUSHA TEA LIMITED	0.49	700	0	200	160	0	240	100	0	0	0
SUMMER LINER	0.47	680	120	0	120	0	40	80	0	60	260
INDO-AFRICAN TEA	0.46	660	480	160	0	0	20	0	0	0	0
AIMCO	0.45	640	0	0	0	0	20	20	20	220	360
MARA CHAI LIMITED	0.45	640	640	0	0	0	0	0	0	0	0
KIRINDO TRADERS	0.40	580	320	0	80	0	20	0	40	20	100
TROPICAL CROPS &	0.39	560	80	0	0	0	20	80	20	0	360
GOKAL TRADING	0.38	540	360	80	0	0	0	80	0	20	0
EMPIRE KENYA	0.22	320	40	40	120	0	0	0	120	0	0
TANZIIL TRADING	0.22	320	0	0	0	0	0	40	0	160	120
MOMBASA TEA	0.19	280	0	0	160	120	0	0	0	0	0
PWANI HAULIERS	0.18	260	40	0	0	0	20	100	0	20	80
BURALE CLEARING	0.11	160	0	0	0	0	0	0	0	0	160
AL-KHALIFA	0.10	140	0	0	0	0	0	0	0	0	140
Tecof Trading Ltd	0.08	120	0	0	0	120	0	0	0	0	0
CUP OF JOE LTD	0.06	120	40	0	0	0	80	0	0	0	0
LULA TRADING	0.06	80	0	0	0	0	20	0	0	0	60
RIOTANA TRADING	0.03	40	0	0	0	0	0	0	0	0	40
TRUST TEA	0.03	40	40	0	0	0	0	0	0	0	0
AFRICA TEA &	0.01	20	0	0	0	0	0	0	0	20	0
SUWAD ENTERPRISE	0.01	20	0	0	0	0	20	0	0	0	0

Kilos Sold By Country - Sale no. 49 & Cumulative to date (2017 Vs 2018)

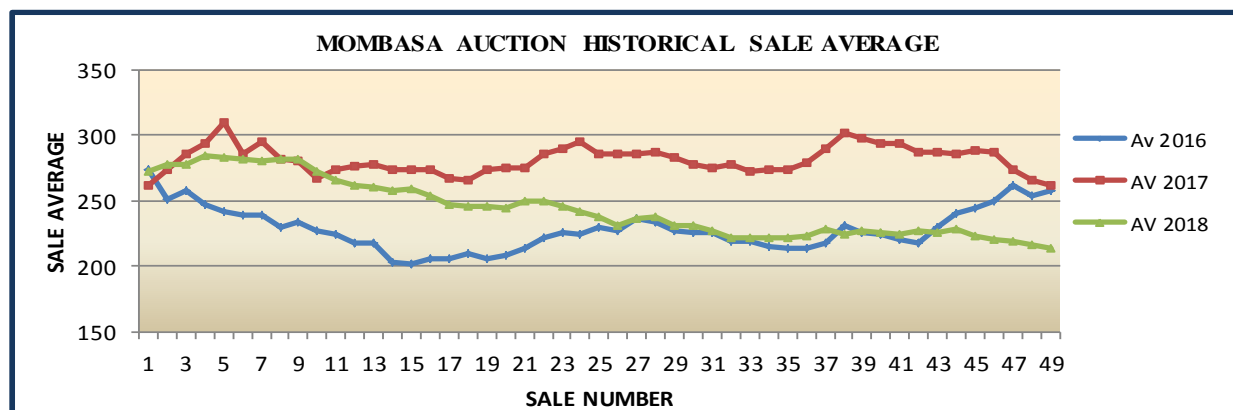
	Current Sale 49/2018		Same Sale Last Year 49/2017		Year To Date Sale 01-49/2018		Last Year To Date Sale 01-49/2017	Variance 2018 vs 2017
	Pkgs	Kilos	Pkgs	Kilos	Pkgs	Kilos	Kilos	Kilos
KENYA	109,438	7,372,559.00	126,000	8,408,952.00	4,894,868	328,912,122.30	297,317,755.30	31,594,367
UGANDA	22,120	1,230,891.00	20,200	1,118,726.00	993,783	55,288,877.00	45,965,175.00	9,323,702
BURUNDI	1,420	90,696.00	2,040	133,200.00	128,237	8,089,042.00	7,795,567.00	293,475
TANZANIA	4,880	284,172.00	5,060	274,373.00	202,549	11,073,725.00	7,013,523.00	4,060,202
RWANDA	5,660	389,371.50	5,800	397,012.00	304,704	20,742,301.00	17,294,129.50	3,448,172
MALAWI							24,120.00	(24,120)
MADAGASCAR					340	18,548.00	59,844.00	(41,296)
MOZAMBIQUE					13,390	583,187.00	651,540.00	(68,353)
DR CONGO					3,101	185,634.00	439,688.00	(254,054)
ETHIOPIA	140	5,519.00	500	23,289.00	14,115	606,482.00	814,343.00	(207,861)
TOTALS:	143,658	9,373,208.50	159,600.0	10,355,552.00	6,555,087	425,499,918.30	377,375,684.80	48,332,095

MOMBASA AUCTION – HISTORICAL AVERAGE CUMMULATIVE



Mombasa Auction - Historical Averages Comparative 2016 - 2018

SALE NO.	Av 2016	AV 2017	AV 2018	2018	2018	2018	2018	2018	2018	2018	2018	2018
				BP1	PF1	PD	D1	BP2	PF2	D2	FNGS	BMF
1	273	261	272	262	287	293	290	195	185	185	171	142
2	251	273	278	277	294	298	299	201	180	184	174	138
3	257	286	277	276	301	298	302	196	175	188	166	131
4	247	293	284	278	310	298	303	204	184	191	169	130
5	242	309	283	269	306	301	310	204	179	201	169	126
6	239	286	282	277	303	300	317	190	175	197	164	125
7	239	295	280	274	300	302	309	202	186	204	166	131
8	230	281	281	278	298	301	307	203	180	199	169	129
9	233	280	282	284	300	300	304	197	182	195	172	130
10	227	267	272	263	289	296	301	199	187	204	171	131
11	224	274	266	262	284	279	278	210	178	194	169	128
12	217	276	262	256	279	282	282	185	181	186	167	127
13	217	277	260	253	288	261	268	187	181	179	172	130
14	203	273	258	253	281	264	270	189	185	180	171	137
15	201	274	259	256	281	262	269	179	183	172	168	136
16	206	274	253	251	276	261	267	196	181	172	167	131
17	205	267	247	241	274	244	254	192	186	179	170	127
18	209	266	246	227	271	249	253	176	176	171	164	128
19	205	274	246	227	273	248	254	171	172	168	164	129
20	208	275	244	222	274	245	251	177	168	159	164	127
21	213	275	249	222	278	252	258	162	170	165	158	121
22	221	286	249	221	276	253	256	176	175	165	158	114
23	226	290	246	229	273	253	254	168	168	166	154	108
24	224	295	241	229	267	250	248	164	162	163	150	104
25	230	285	238	228	266	247	245	150	161	158	149	98
26	227	285	231	206	261	242	246	150	143	154	137	91
27	236	285	236	223	264	243	245	149	149	157	138	95
28	233	287	237	232	262	244	249	152	152	163	140	98
29	227	283	231	242	251	240	241	151	156	163	142	101
30	225	278	231	236	257	235	233	145	149	164	144	103
31	225	275	227	242	250	227	231	141	148	156	144	104
32	219	277	222	236	244	224	220	162	145	152	132	107
33	219	272	222	242	242	221	222	147	142	141	127	109
34	215	274	222	247	240	227	233	146	145	142	127	102
35	213	273	222	240	243	228	236	147	138	144	128	102
36	214	279	223	234	239	235	232	146	132	141	123	98
37	218	289	228	250	244	242	240	134	132	138	131	91
38	231	301	224	247	244	232	247	132	124	132	119	90
39	225	297	227	239	245	240	248	121	134	139	132	92
40	224	294	225	227	247	232	241	131	139	134	122	91
41	220	293	224	235	239	234	238	147	147	145	139	95
42	217	287	227	246	245	234	238	138	141	138	137	94
43	229	287	225	229	244	233	237	152	142	142	130	88
44	240	286	228	239	243	234	243	159	140	134	136	84
45	244	288	223	248	239	227	238	172	139	131	125	83
46	249	287	220	240	240	224	228	173	127	123	113	77
47	261	273	219	237	247	219	222	161	136	121	121	75
48	254	266	216	243	245	214	218	155	130	122	118	69
49	257	261	214	241	244	209	212	159	135	116	123	72
Average	228	281	244	245	266	253	257	169	157	161	148	109



**Actual Packages on offer for coming sale 50 of 10th & 11th December, 2018
(By Grade / by Country)**

	BP1	PF1	PD	DUST1	BP2	PF2	DUST2	FNGS	BMF	Total
KENYA	15,568	50,633	33,820	12,020	480	1,410	2,780	4,580	2,220	123,511
UGANDA	1,960	3,980	6,780	3,718	480	2,640	1,100	4,060	3,939	28,657
RWANDA	1,800	2,880	1,360	680	440	180	360	300	20	8,020
TANZANIA	600	2,840	1,820	520	100	180	260	660	480	7,460
BURUNDI	960	800	320	120	0	0	100	120	0	2,420
ETHIOPIA	0	0	0	0	0	20	0	160	0	180
Total	20,888	61,133	44,100	17,058	1,500	4,430	4,600	9,880	6,659	170,248

**Upcoming Auction Offerings by Country
Sale no. 50 and 51/ 2018**

COUNTRY	Sale 50/ 2018 (Actual packages)		Sale 51/ 2018		VARIANCE
	Pkgs	Kgs	Pkgs	Kgs	Kgs
KENYA	123,511.00	8,259,408.00	123,930.00	8,303,495.00	(44,087.00)
UGANDA	28,657.00	1,604,344.00	29,436.00	1,641,612.00	(37,268.00)
RWANDA	8,020.00	518,665.50	7,820.00	534,040.50	(15,375.00)
BURUNDI	2,420.00	151,991.00	3,240.00	208,054.00	(56,063.00)
TANZANIA	7,460.00	435,444.00	6,720.00	383,583.00	51,861.00
ETHIOPIA	180.00	7,121.00			7,121.00
D R CONGO					-
MOZAMBIQUE					-
TOTALS:	170,248.00	10,976,973.50	171,146.00	11,070,784.50	(93,811.00)

MAIN GRADE COMPARATIVE RANKINGS – SALE 49 2018

Mark	BP1				Mark	PF1				Mark	PD				Mark	DUST1			
	Pre	Lo	High	De		Prev	Low	Hig	Dev		Pre	Low	Hig	De		Prev	Lo	Hig	Dev
1 NYABIHU	442	410	476	34	GATHUTHI	318	312	316	-2	NYABIHU	332	346	358	26	GATHUTHI	325	316	321	-4
2 KITABI	450	430	450	0	MUNUNGA	326	314	316	-10	KITABI	350	340	348	-2	NYABIHU	324	320	320	-4
3 RUBAYA	444	410	412	-32	KITABI	326	300	310	-16	RUBAYA	325	332	332	7	KIMUNYE	321	306	312	-9
4 RUTSIRO	398	402	402	4	KATHANGARIRI	306	304	306	0	IMENTI	297	292	299	2	IMENTI	309	298	300	-9
5 GITHONGO	340	340	374	34	NYABIHU	299	306	306	7	MATA	272	298	298	26	KANGAITA	300	300	300	0
6 KARONGI		360	360		RUKURIRI	312	302	304	-8	GATHUTHI	300	295	296	-4	KIONYO	306	290	296	-10
7 GATARE	350	350	350	0	GITUGI	298	296	302	4	KATHANGARIRI	292	294	296	4	NJUNU	302	290	296	-6
8 GITUGI	343	322	350	7	KIMUNYE	308	300	300	-8	KIONYO	294	282	296	2	GITUGI	304	295	295	-9
9 KATHANGARIRI	332	316	337	5	IMENTI	308	298	299	-9	MUNUNGA	296	293	293	-3	KATHANGARIRI	304	292	295	-9
10 IMENTI	360	320	328	-32	KANGAITA	301	296	298	-3	GATARE		290	292		MUNUNGA	300	287	294	-6
11 GACHARAGE	345	310	322	-23	RUBAYA	303	285	297	-6	GACHARAGE	298	288	292	-6	NDUTI	284	293	293	9
12 KANGAITA	296	294	312	16	NDIMA	300	295	297	-3	KIMUNYE	294	288	292	-2	KINORO	300	290	292	-8
13 NJUNU	306	306	312	6	NJUNU	300	294	296	-4	NJUNU	294	285	291	-3	NGERE	300	290	292	-8
14 THUMAITA	330	304	310	-20	MUNGANIA	297	286	294	-3	GITHONGO	292	284	290	-2	GACHARAGE	301	288	290	-11
15 GATHUTHI	304	308	308	4	CHINGA	292	286	290	-2	GITUGI	296	288	288	-8	IKUMBI	286	290	290	4
16 RUKURIRI	306	300	308	2	GACHARAGE	296	288	290	-6	IKUMBI	286	280	288	2	KAGWE	284	290	290	6
17 MUNUNGA	300	305	307	7	GITHONGO	292	286	290	-2	RUKURIRI	294	286	288	-6	MUNGANIA	298	290	290	-8
18 NDIMA	312	290	304	-8	IKUMBI	294	285	290	-4	CHINGA	288	280	286	-2	NDIMA	290	288	290	0
19 THETA	301	296	304	3	KAGWE	292	286	290	-2	KANGAITA	292	286	286	-6	RUKURIRI	298	290	290	-8
20 KIMUNYE	297	292	302	5	KAMBAA	296	288	290	-6	KINORO	286	286	286	0	IRIANI	282	288	288	6
21 KIEGOI	299	298	300	1	MAKOMBOKI	292	287	290	-2	MUNGANIA	290	285	286	-4	MAKOMBOKI	302	286	288	-14
22 NGERE	300	278	300	0	KINORO	294	280	289	-5	GITHAMBO	288	280	284	-4	THUMAITA	284	282	286	2
23 GITHAMBO	308	290	298	-10	KIONYO	291	284	288	-3	IGEMBE	286	280	284	-2	GITHAMBO	282	285	285	3
24 IGEMBE	296	298	298	2	NDUTI	290	286	288	-2	KIRU	286	278	284	-2	CHINGA	296	282	284	-12
25 IKUMBI	300	285	298	-2	NGERE	292	284	288	-4	MAKOMBOKI	282	283	284	2	GATUNGURU	282	280	284	2
26 KINORO	293	290	298	5	GATUNGURU	288	283	287	-1	NDIMA	288	284	284	-4	GITHONGO	292	284	284	-8
27 KIONYO	297	286	298	1	THETA	294	285	287	-7	NDUTI	286	282	283	-3	THETA	286	284	284	-2
28 GATUNGURU	296	288	296	0	KIEGOI	294	284	286	-8	GATUNGURU	288	280	282	-6	IGEMBE	285	280	282	-3
29 IRIANI	286	294	296	10	RAGATI	290	283	285	-5	KAGWE	284	280	282	-2	KAMBAA	285	282	282	-3
30 KAMBAA	298	288	296	-2	THUMAITA	292	283	285	-7	KAMBAA	286	280	282	-4	KIRU	296	280	282	-14
31 MAKOMBOKI	288	284	294	6	GITHAMBO	290	282	284	-6	NGERE	289	280	282	-7	WERU	284	280	282	-2
32 MUNGANIA	298	282	294	-4	IRIANI	290	272	284	-6	THUMAITA	288	278	282	-6	RAGATI	285	280	280	-5
33 RAGATI	290	278	292	2	NDARUGU	286	280	284	-2	WERU	280	280	282	2	KANYENYA	280	280	280	0
34 NDUTI	290	290	292	2	IGEMBE	289	280	282	-7	NSHILI KIVU	257	264	280	23	MATAARA	290	275	280	-10
35 KAGWE	298	284	290	-8	MATAARA	286	280	282	-4	RAGATI	282	280	280	-2	NDARUGU	285	280	280	-5
36 MATAARA	290	282	289	-1	KIRU	282	276	280	-2	IRIANI	282	278	280	-2	KARONGI		260	260	
37 KIRU	290	268	288	-2	WERU	286	279	280	-6	KIEGOI	286	280	280	-6	MATA	260	260	260	0
38 GISAKURA		285	285		GACHEGE	281	272	278	-3	MATAARA	282	278	280	-2	TEBESONIK	252	254	254	2
39 CHINGA	288	280	282	-6	RUTSIRO	280	274	277	-3	THETA	286	278	280	-6	MOMUL	262	248	250	-12
40 MICH	261	272	282	21	KANYENYA	278	266	276	-2	GACHEGE	280	278	278	-2	MOTIGO	237	230	241	4
41 KANYENYA	286	275	280	-6	KARONGI		260	270		MICH	280	275	276	-4	CHEMOMI	240	240	240	0
42 NDARUGU	286	280	280	-6	GATARE	269	269	269	0	KANYENYA	280	273	274	-6	SANGANYI	258	240	240	-18
43 WERU	288	266	280	-8	GISOVU	271	269	269	-2	RUTSIRO	260	270	270	10	SIONGO	232	230	240	8
44 GACHEGE	288	210	278	-10	MICH	269	264	266	-3	OLENG	276	260	262	-14	TEZA	236	239	239	3
45 NYANKOBA	275	245	270	-5	MOMUL	274	262	266	-8	SANGANYI	256	242	255	-1	GISAKURA	245	237	238	-7
46 TORA		248	270		MATA	270	264	264	-6	TEBESONIK	250	250	255	5	KIBWARI	226	234	234	8
47 KAMARYA		244	262		NSHILI KIVU	270	260	264	-6	NYARINDA	160	145	247	87	NYANKOBA	245	234	234	-11
48 RUKERI		262	262		SANGANYI	266	256	262	-4	MOTIGO	240	230	242	2	TOROR	230	200	232	2
49 MULINDI	242	252	252	10	NYANKOBA	270	255	258	-12	IJENDA	260	240	240	-20	SIRET	212	225	228	16
50 OLENG	247	240	246	-1	TEBESONIK	248	246	258	10	TEZA	250	240	240	-10	RWEGURA	230	225	225	-5
51 MOMUL	264	240	245	-19	GISAKURA		257	257		TORA		240	240		TEGAT		200	225	
52 IJENDA	266	244	244	-22	SHAGASHA	252	245	257	5	MUDETE	236	234	238	2	SHAGASHA	220	220	220	0
53 MABAYI	246	242	242	-4	MULINDI	248	240	253	5	SIONGO	242	230	238	-4	SOKOT	215	217	219	4
54 SANGANYI	242	235	235	-7	OLENG	251	248	250	-1	GISAKURA	228	236	236	8	OLENG	230	218	218	-12
55 RWEGURA	246	234	234	-12	GIANCHORE	262	248	250	-12	BOITO	234	228	236	2	KEPCHOMO	214	218	218	4
56 SIONGO	238	210	234	-4	PFUNDA	250	247	249	-1	EBEREGE	238	232	236	-2	KARIRANA	206	212	216	10
57 TOMBE	232	208	230	-2	TEZA	250	244	248	-2	GIANCHORE	240	232	236	-4	MULINDI	228	212	216	-12
58 LITEIN	222	210	228	6	MABAYI	250	242	246	-4	KEBIRIGO	239	232	236	-3	TIRGAGA		216	216	
59 TOROR	224	215	227	3	RWEGURA	250	240	246	-4	NYANKOBA	256	234	236	-20	MOGOGO	222	214	215	-7
60 TIRGAGA	223	215	224	1	MOTIGO	248	238	244	-4	ROROK	238	230	236	-2	REYNA	214	210	210	-4

61 NDARAWETTA	234	210	223	-11	SIONGO	248	240	244	-4	TOMBE	238	228	236	-2	GIANCHORE	210	210		
62 ROROK	228	216	223	-5	TOMBE	246	234	243	-3	TOROR	236	230	236	0	KEBIRIGO	210	210		
63 KOBEL	220	203	222	2	TIRGAGA	249	238	242	-7	MOGOGO	236	228	234	-2	MUDETE	208	210		
64 GIANCHORE	250	220	222	-28	UENDA	260	240	240	-20	KAMARYA	228	234	234	6	ROROK	217	190	210	-7
65 KAPKO	217	215	220	3	ITUMBE	240	234	240	0	KAPKATET	240	232	234	-6	CHEBUT	208	208		
66 MWAMU	226	220	220	-6	KAPKATET	248	240	240	-8	LITEIN	234	230	234	0	MARAMBA	200	204	206	6
67 CHELAL	240	214	219	-21	CHELAL	240	232	238	-2	MOKAMA	238	231	234	-4	SITOI	206	206		
68 CHEMOMI	236	219	219	-17	MOKAMA	246	235	237	-9	MWAMU	240	230	234	-6	TOMBE	215	202	205	-10
69 CHEBUT	216	200	218	2	OGEMBO	244	235	237	-7	OGEMBO	236	234	234	-2	KAPCHORUA	211	200	203	-8
70 KAPTUMO	220	210	218	-2	TOROR	244	233	237	-7	TEGAT	240	230	234	-6	KAPKO	206	200	200	-6
71 OGEMBO	222	210	218	-4	MOGOGO	242	234	236	-6	CHEBUT	232	225	232	0	KOBEL	203	200	200	-3
72 TEGAT	214	210	217	3	KEBIRIGO	244	234	236	-8	KAPSET	232	230	232	0	NGORONGO	200	200		
73 MOTIGO	224	210	216	-8	MWAMU	241	232	236	-5	NYAMACHE	236	228	232	-4	BOITO	217	196	200	-17
74 NYAMACHE	222	210	216	-6	MUDETE	240	233	235	-5	KOBEL	234	227	231	-3	KAPKATET	230	200	200	-30
75 MOGOGO	220	210	214	-6	NYAMACHE	240	230	235	-5	KAPKO	238	228	230	-8	MOKAMA	212	200	200	-12
76 BOITO	222	212	214	-8	TEGAT	239	232	235	-4	TIRGAGA	236	230	230	-6	MABROUKIE	185	199		
77 KAPKATET	219	210	214	-5	KAMARYA	234	232	234	0	CHELAL	234	230	230	-4	KAIMOSI	198	196	198	0
78 EBEREGE	210	212			LITEIN	238	232	234	-4	CHEMOMI	230	222	230	0	DL TEAS	196	188	197	1
79 KEBIRIGO	220	210	212	-8	CHEMOMI	238	226	232	-6	ITUMBE	234	230	230	-4	PFUNDA	194	196	196	2
80 MUDETE	212	212	212	0	EBEREGE	236	230	232	-4	KAPTUMO	232	225	230	-2	CHELAL	195	195		
81 MARAMBA	195	190	210	15	KIBWARI	232	228	232	0	KAPSARA	230	225	229	-1	MARA	195	195		
82 ITUMBE	220	210	210	-10	KAPKO	234	225	231	-3	SHAGASHA	228	228	228	0	OGEMBO	210	195	195	-15
83 KAPSET	216	208	210	-6	BOITO	236	228	230	-6	KIP KOIMET	210	220			ARROKET	192	186	192	0
84 MOKAMA	210	210			KAPTUMO	232	228	230	-2	MULINDI	217	210	218	1	MANARET	187	187	190	3
85 KAPSARA	230	208	208	-22	MARA	200	230			KIBWARI	212	208	218	6	MBOGO TEA	194	190	190	-4
86 SOKOT	202	202			ROROK	235	228	230	-5	KARIRANA	200	193	202	2	CHANGOI	192	188	190	-2
87 SIRET	210	198	200	-10	KOBEL	230	226	228	-2	MARAMBA	198	192	202	4	KAPTUMO	190	190		
88 KARIRANA	190	194			CHEBUT	234	222	228	-6	KAPCHORUA	222	200	200	-22	NDARAWETTA	190	190		
89 BONDET	199	185	189	-10	KAPSET	234	228	228	-6	NDARAWETTA	208	198	200	-8	NJERU	189	189		
90 TINET	187	180	187	0	KEPCHOMO	220	222	228	8	TAITO	198	200			METTARORA	192	180	188	-4
91 NGORONGO	187	185	186	-1	KAPSARA	230	225	227	-3	MARA	187	199			SETYON	190	185	187	-3
92 SITOI	187	185	185	-2	CHEBANGO	218	215	225	7	NGORONGO	196	188	198	2	TOYOI	192	187	187	-5
93 EMROK	190	180	180	-10	KIP KOIMET	222	222			PFUNDA	200	198	198	-2	ELGON TEA	182	178	184	2
94 CHEBANGO	180	180			KARIRANA	220	210	218	-2	SIRET	196	194	198	2	CHEBOSWA	178	178		
95 MASINGI	190	180	180	-10	MBOGO TEA	215	214	218	3	KAIMOSI	198	196	198	0	KIBENA	178	178		
96 TAITO	172	180	180	8	SOKOT	215	215	217	2	KEPCHOMO	200	192	198	-2	KORUMA	174	178		
97 TOYOI	189	180	180	-9	NDARAWETTA	222	212	216	-6	REYNA	200	192	196	-4	IKANGA	188	178	178	-10
98 KIPCHABO	182	170	176	-6	NJERU	215	215			CHEBANGO	197	194	196	-1	KIPKEBE	180	176	176	-4
99 REYNA	189	167	175	-14	RUKERI	215	215			SOKOT	198	190	196	-2	TINET	180	172	176	-4
100 MARA	170	170			MARAMBA	218	208	212	-6	TOYOI	192	190	196	4	KERITOR	190	175	175	-15
101 KABALE	142	166			SETYON	200	200	212	12	MBOGO TEA	194	186	194	0	CUPATEA	182	174	174	-8
102 ELGON TEA	160	132	155	-5	SIRET	207	210	212	5	SITOI	198	190	194	-4	KERICHO	174	174		
103 IGARA	154	154	154	0	ARROKET	200	200	209	9	KIBENA	194	180	192	-2	KOIWA	174	174		
104 BUHWEJU	150	150			EMROK	218	200	209	-9	MANARET	195	185	192	-3	KIPCHABO	186	174	174	-12
105 KAYONZA	154	150	150	-4	DL TEAS	211	200	208	-3	EMROK	194	185	191	-3	TACHASIS	180	174	174	-6
106 MUZIZI	150	150			MANARET	205	200	207	2	DL TEAS	198	187	191	-7	KIPTAGICH	178	170	172	-6
107 KABIANGA	143	133	145	2	METTARORA	200	202	206	6	CHANGOI	196	185	190	-6	KIPSINENDE	171	171		
108 SIOMO	149	145	145	-4	REYNA	210	204	206	-4	ITONA	192	184	190	-2	BUHWEJU	174	135	170	-4
109 KIGEZI HIGHLAN	138	142	142	4	KERITOR	198	206	206	8	SETYON	194	182	189	-5	CHIMCHIM	168	165	170	2
110 MUGOMA	136	140	140	4	SISIBA	207	200	206	-1	NJERU	189	189			TAGABI	170	170		
111 MOGENI	137	134	139	2	NGORONGO	196	190	205	9	ARROKET	192	175	188	-4	KAPSET	160	169		
112 KALINZU	144	128	136	-8	SITOI	206	204	204	-2	MASINGI	195	185	187	-8	BWINDI	160	168	168	8
113 BUGAMBE	140	135	135	-5	CYOHOHA	204	204			BONDET	188	180	186	-2	KABIANGA	168	168		
114 SAPTET	139	135	135	-4	KAIMOSI	211	198	204	-7	METTARORA	194	180	186	-8	IGARA	182	166	166	-16
115 NYARINDA	137	134	135	-2	KAPCHORUA	205	203	204	-1	KAYONZA	180	172	182	2	JAMJI	165	165		
116 KIPSINENDE	141	134	134	-7	MASINGI	201	202	204	3	SIOMO	190	180	182	-8	LELAGOIN	172	165	165	-7
117 LELAGOIN	130	132			TINDERET	205	200	204	-1	TINET	180	176	180	0	KALINZU	158	150	162	4
118 TILYA	141	132	132	-9	TAITO	206	200	202	-4	IKANGA	192	178	180	-12	SWAZI	172	150	162	-10
119 ARC MOUNTAIN	135	130	130	-5	KIPKEBE	201	190	200	-1	KERITOR	190	175	179	-11	MUZIZI	170	160	160	-10
120 CHIMCHIM	137	130	130	-7	KIPCHABO	206	195	200	-6	KIPKEBE	180	178	178	-2	GLOBAL VILLAGE	150	148	150	0

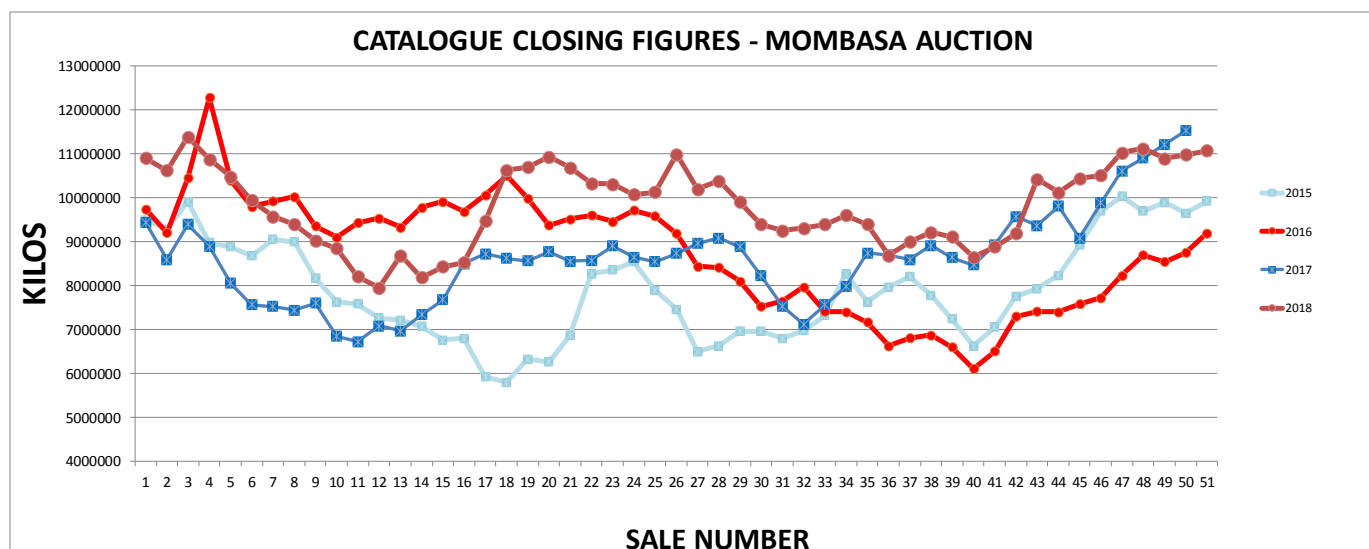
120	CHIMCHIM	137	130	130	-7	KIPCHABO	206	195	200	-6	IGARA	170	134	178	8	GLOBAL VILLAGE	150	148	150	0
121	ANKOLE	140	130	130	-10	TOIYOI	201	192	198	-3	MATUTA	194	178	178	-16	MOGENI	160	150	150	-10
122	LIVINGSTONIA	138	130	130	-8	KAPSONGOI	192	174	197	5	KAPSONGOI	186	175	177	-9	BUGAMBE	138	130	148	10
123	SWAZI	142	130	130	-12	ELGON TEA	192	190	196	4	TACHASIS	180	177	177	-3	NYARINDA		147	147	
124	DINDIRA	128	120	122	-6	TILYA	202	185	195	-7	ELGON TEA	186	172	176	-10	KIBALE	138	146	146	8
125	KIJURA	140	120	122	-18	CUPATEA	192	180	194	2	LELAGOIN	176	172	176	0	MUNOBWA	136	146	146	10
126	MITYANA		122	122		KIBENA	200	190	194	-6	TILUET	188	170	176	-12	KIKO		130	144	
127	MWENGE	136	122	122	-14	ITONA	196	192	194	-2	SAPTET	185	167	175	-10	RWENZORI	144	130	142	-2
128	RWENZORI	138	122	122	-16	KIPTAGICH		190	190		CUPATEA	178	170	174	-4	BUZIRASAGAMA	144	140	140	-4
129	RUSEKERE	136	120	120	-16	TINET	201	184	190	-11	KIPCHABO	178	162	174	-4	ITONA	188	140	140	-48
130	IKANGA	140	120	120	-20	CHEMAMUL	196	190	190	-6	KELUNET	189	165	172	-17	MWENGE	138	140	140	2
131	KASAKU	136	120	120	-16	KAYONZA	188	188	188	0	KIPTAGICH	178	172	172	-6	KAHUNA	150	136	136	-14
132	KIGUMBA	135	120	120	-15	IGARA	180	186	186	6	CHIMCHIM	176	165	171	-5	KIGUMBA		136	136	
133	LUWALA		120	120		KELUNET		185	185		BWIINDI	166	145	170	4	MITYANA	127	124	134	7
134	MWERA	134	120	120	-14	MUFINDI	190	184	184	-6	CHEMAMUL	178	168	170	-8	DINDIRA		133	133	
135	KASUNGA		116	116		KABIANGA	196	180	180	-16	KIPSINENDE	174	169	169	-5	ANKOLE	150	130	130	-20
136	KIAMARA	134	116	116	-18	KIPSINENDE	185	180	180	-5	SISIBA	170	165	169	-1	TORO	140	130	130	-10
137	MABALE	126	116	116	-10	LIVINGSTONIA	192	180	180	-12	KABIANGA	176	168	168	-8	KIJURA	130	120	126	-4
138	ARROKET					TACHASIS	188	180	180	-8	TILYA		166	168		KAKONDE	150	120	125	-25
139	CHEBOSWA					IKANGA	190	170	178	-12	BUHWEJU	160	145	164	4	KASAKU		116	116	
140	CUPATEA					BUHWEJU		152	174		KALINZU	158	148	164	6	KASUNGA	122	115	115	-7
141	GISOVU					BWIINDI	158	146	172	14	KABALE		160	160		MABALE	124	115	115	-9
142	JAMJI					SAKAWA	185	170	170	-15	KYAMUHUNGA	155	130	156	1	MPANGA	112	110	110	-2
143	KAISUGU					NGOINA		165	165		MUZIZI		156	156		KIAMARA	110	107	107	-3
144	KARAMBI					MOGENI	148	150	163	15	NYARINDA	160	145	156	-4	ARC MOUNTAIN				
145	KELUNET					MAHENYE		160	160		MAGURA	172	155	155	-17	BONDET				
146	KERICHO					ARC MOUNTAIN	153	154	154	1	MOGENI	158	145	150	-8	EMROK				
147	KIBALE					KABALE		152	152		ARC MOUNTAIN		149	149		GATARE				
148	KIBENA					MUZIZI	165	150	150	-15	KERICHO		142	142		GISOVU				
149	KIMUGU					NYARINDA	150	145	145	-5	KIMUGU		142	142		KAISUGU				
150	KIPKEBE					KALINZU	140	132	144	4	GLOBAL VILLAGE	148	135	141	-7	KARAMBI				
151	KIPTAGICH					DINDIRA	150	140	140	-10	SWAZI	158	135	140	-18	KELUNET				
152	KOIVA					KYAMUHUNGA	150	130	140	-10	RWAKA		128	136		KIMUGU				
153	KORUMA					MAGURA	150	140	140	-10	BUZIRASAGAMA	130	130	136	6	KITABI				
154	MABROUKIE					SWAZI	136	140	140	4	KAHUNA		136	136		MICHI				
155	MANARET					GLOBAL VILLAGE	140	127	139	-1	KIKO		130	136		MUGOMA				
156	MATA					NYAMBYA	146	136	136	-10	ANKOLE	148	135	135	-13	NAMAYIBA				
157	MBOGO TEA					MWENGE	140	122	135	-5	KIGUMBA		130	134		NGOINA				
158	METTARORA					BUGAMBE	132	130	132	0	BUGAMBE	145	130	132	-13	NSHILI KIVU				
159	NAMAYIBA					BUZIRASAGAMA		128	128		DINDIRA	125	115	132	7	RUBAYA				
160	NGOINA					KIKO	140	128	128	-12	KIJURA	118	132	132	14	RUSEKERE				
161	NSHILI KIVU					RWENZORI	131	126	126	-5	MWENGE	132	120	132	0	RUTSIRO				
162	PFUNDA					KIJURA	136	124	124	-12	RWENZORI	140	130	132	-8	RWAKA				
163	RWAKA					KIGEZI HIGHLAND	162	115	122	-40	KIBALE		130	130		SAKAWA				
164	SAKAWA					KASAKU	132	120	120	-12	KAKONDE	150	130	130	-20	SAPTET				
165	SETYON					TORO	132	120	120	-12	MUNOBWA	140	130	130	-10	WUSH WUSH				
166	SHAGASHA					KARAMBI	132	115	117	-15	CHIVANJEE		120	120		CHEBANGO				
167	TAGABI					MITYANA	125	114	116	-9	SALAMA	128	120	120	-8	CHEMAMUL				
168	WUSH WUSH					SALAMA	124	115	115	-9	TORO	136	116	120	-16	CHIVANJEE				
169	BUZIRASAGAMA					LUWALA	122	114	114	-8	KASAKU	130	116	116	-14	CYOHOKA				
170	BWIINDI					NAMAYIBA	118	112	112	-6	MABALE	130	115	115	-15	EBEREKE				
171	CHANGOI					MABALE	122	112	112	-10	MITYANA	127	115	115	-12	GACHEGE				
172	CHEMAMUL					KIAMARA	116	107	107	-9	RUSEKERE	115	112	112	-3	HIMA				
173	CHIVANJEE					BONDET					MPANGA	120	110	110	-10	IJENDA				
174	CYOHOKA					CHEBOSWA					KIAMARA	118	107	107	-11	ITUMBE				
175	DL TEAS					CHIMCHIM					LUWALA	120	105	105	-15	KABALE				

SECONDARY GRADES

Mark	BP/2				Mark	PF/2				Mark	DUST/2				Mark	FNGS/1/2				Mark	BM F			
	Pre	Low	High	De		Pre	Low	High	De		Pre	Low	High	De		Pre	Low	High	De		Pre	Low	High	Dev
1 NYABIHU	280	276	286	6	MATA	245	244	244	-1	KITABI	253	296	296	43	KITABI	320	270	282	-38	GISOVU	165	120	120	5
2 KITABI	288	280	282	-6	KARONGI	245	225	230		NSHILIKVU	265	265	265		GACHARAGE	236	264	282	46	NDARAWETTA	80	88	108	28
3 RUBAYA	284	278	282	-2	KINHIRA	230	230	230		MATA	257	257	257		MATA	250	250	250		GISAKURA	65	64	100	35
4 RUTSIRO	270	273	273	3	MULINDI	232	221	224	-8	KATHANGARIRI	256	256	256		KATHANGARIRI	200	217	236	36	MABALE	74	82	98	24
5 MATA	280	260	260	-20	GISAKURA	230	222	222	-8	MOMUL	214	222	222	8	THUMAITA	226	232	232	6	ELGON TEA	74	92	96	22
6 PFUNDA	205	204	204	-1	MANARET	204	186	209	5	RUBAYA	274	220	220	-54	GITHONGO	230	230	230		KALINZU	74	92	96	22
7 GISAKURA	210	200	200	-10	PFUNDA	205	206	206	1	GISOVU	215	214	216	1	MOMUL	165	226	226	61	KEPCHOMO	72	67	88	16
8 CHEBANGO	150	152	156	6	EMROK	194	165	198	4	RUTSIRO	206	206	206		NDUTI	196	226	226	61	KIPCHABO	72	67	88	16
9 MARAMBA	150	142	145	-5	MARAMBA	208	194	194	-14	GITHONGO	216	205	205	-11	KAMBAA	212	222	222	10	MANARET	74	77	86	12
10 REYNA	156	142	142	-14	SAKAWA	150	160	192	42	CHEMOMI	195	195	195		GATHUTHI	210	214	214	0	KABALE	86	86	86	0
11 KARIRANA	144	139	139	-5	MABROUKIE	170	145	184	14	OLENG	205	185	185	-20	MUNUNGA	214	214	214	0	KIBENA	84	84	84	0
12 MUZIZI	134	134	134		CHEBANGO	182	182	182		NDARAWETTA	180	169	185	5	KIMUNYE	214	212	212	-2	MARAMBA	84	77	83	-1
13 NGORONGO	127	133	133	6	ELGON TEA	190	160	176	-14	SIRET	178	178	178		NDIMA	188	212	212	24	REYNA	72	82	82	10
14 KOIWA	116	126	130	14	MBOGO TEA	192	176	176	-16	KIONYO	184	175	175	-9	TEZA	212	212	212	0	GLOBAL VILLAGE	77	74	82	5
15 MWENGE	116	120	124	8	SIOMO	175	170	170	-5	KIEGOI	150	171	171	21	MICHI	198	178	170	12	KAMARYA	78	82	82	4
16 KIBALE	122	122	122		KAYONZA	165	165	165		TEBESONIK	170	170	170		KAPKATET	171	210	210	39	MBOGO TEA	72	74	80	8
17 KALINZU	118	120	122	4	NGORONGO	160	150	150	-10	TOROR	169	169	169		MUNGANIA	190	210	210	20	SITOI	78	80	80	2
18 TILYA	122	122	122		TAITO	150	150	150		GISAKURA	163	168	168	5	TIRGAGA	169	185	208	39	SIRET	75	79	79	4
19 ARC MOUNTAIN	118	120	120	2	KERITOR	130	130	138	8	NDIMA	180	168	168	-12	KAGWE	208	208	208		BUGAMBE	72	72	78	6
20 DINDIRA	118	120	120	2	TAGABI	166	122	130	-36	UJENDA	166	166	166		KINORO	210	208	208	-2	CHEMOMI	84	78	78	-6
21 ANKOLE	112	120	120	8	BUZIRASAGAM	152	128	130	-22	TEZA	163	163	163		NGERE	170	192	208	38	ITONA	74	72	78	4
22 MWERA	116	120	120	4	ARC MOUNTAIN	126	126	126		IRIAINI	171	163	163	-8	OLENG	165	204	204	39	CHEBOSWA	85	74	76	-9
23 MOGENI	112	118	118	6	KIP SINENDE	112	114	126	14	BUZIRASAGAM	145	140	157	12	KIPTAGICH	206	180	202	-4	CUPATEA	70	67	66	6
24 BWINDI	118	118	118		KALINZU	110	110	124	14	ROROK	171	163	163	-8	IRIAINI	175	170	202	27	KAISUGU	70	74	76	6
25 NYARINDA	108	118	118	10	IGARA	222	223	232	1	RWEGURA	157	156	156	-1	SIONGO	164	180	202	38	SOKOT	72	76	76	4
26 RUSEKERE	102	109	109	7	KIGUMBA	222	220	222	0	GACHEGE	155	155	155		NDARAWETTA	176	198	198	18	KARIRANA	72	74	74	0
27 CHIVANJEE	106	106	106		BUGAMBE	135	114	118	-17	KAYONZA	154	126	154	0	TEBESONIK	178	176	196	18	KARIRANA	72	74	74	0
28 HIMA	106	106	106		KYAMUHUNGA	25	114	116	-9	NYANKOBA	149	149	149		MAKOMBOKI	195	195	195		KERICHO	67	74	74	7
29 MABALE	82	78	78	-4	MUNOBWA	114	110	116	-2	MANARET	145	144	146	1	GISAKURA	194	194	194		KIBALE	74	74	74	0
30 ARROKET					GLOBAL VILLAGE	22	12	15	-7	MWAMU	145	145	145		CHEBUT	177	155	192	15	SAKAWA	64	72	74	10
31 BUGAMBE					DINDIRA	20	110	114	-6	BOITO	125	144	144	9	CHEBOSWA	171	185	190	19	SETYON	72	74	74	2
32 BUHWEJU					HIMA	118	110	114	-4	MABROUKIE	140	140	140	0	SITOI	168	190	190		TAGABI	69	74	74	5
33 CHEBOSWA					MOGENI	110	100	114	-4	KAPTUMU	140	140	140	0	KIRU	178	190	190	12	ANKOLE	73	74	74	1
34 CHIMCHIM					NYAMBYA	116	110	114	-2	SHAGASHA	120	138	138	18	TOROR	171	80	90	19	DL TEAS	75	74	74	-1
35 CHINGA					KAKONDE	120	105	113	-7	KABIANGA	138	138	138		SETYON	168	140	189	21	HIMA	76	66	74	-2
36 CUPATEA					NAMAYIBA	112	100	110	-2	CUPATEA	124	135	135		KOBEL	160	156	186	26	TOIYOI	74	74	74	0
37 ELGON TEA					RUSEKERE	26	110	110	-16	EBEREGE	135	135	135		KANGAITA	170	170	186	16	KABIANGA	75	67	72	-3
38 EMROK					KJURA	22	110	110	-12	TOMBE	135	135	135		MATAARA	155	140	185	30	KIAMARA	65	72	72	7
39 GISOVU					KORUMA	116	100	104	-12	KERITOR	124	130	130	6	MANARET	178	170	182	4	KIBWARI	74	72	72	-2
40 JAMJI					CHIVANJEE	104	104	104		KIGUMBA	137	130	130	-7	GITHAMBO	210	172	180	-30	KIKO	71	72	72	1
41 KAISUGU					MAGURA	86	104	104	18	REYNA	120	105	105	-15	NDARUGU	169	180	180	11	KIP SINENDE	72	72	72	0
42 KAPKO					KIGEZI HIGHLAN	105	100	100	-5	SETYON	141	100	100	-41	RUKURIRI	214	180	180	-34	KYAMUHUNGA	71	72	72	1
43 KARONGI					NYARINDA	95	92	100	5	MUNOBWA	134	116	124	-10	THETA	180	180	180		MITYANA	70	72	72	2
44 KASUNGA					KIAMARA	115	90	96	-19	MBOGO TEA	130	116	122	-8	KAPTUMU	165	165	179	14	MUFINDI	72	72	72	0
45 KERICHO					RWENZORI	105	95	95	-10	MAGURA	112	74	120	8	LITEIN	178	178	178		MUZIZI	72	72	72	0
46 KIBENA					KASUNGA	110	94	94	-16	NYAMBYA	134	120	120	-14	NJUNU	185	176	176	-9	MWENGE	70	72	72	2
47 KIPTAGICH					MABALE	75	89	89	14	KIBENA	95	82	118	23	MOGOGO	158	175	175	17	KASUNGA	72	69	70	-2
48 KOBEL					JAMJI	106	84	84	-22	ITONA	84	84	118		GATUNGURU	175	175	175		KOIWA	70	70	70	0
49 KORUMA					LUWALA	76	84	84		MARAMBA	110	105	116	6	NJUNU	150	174	174		KORUMA	74	68	70	-4
50 MABROUKIE					MITYANA	80	80	80	0	KAISUGU	120	70	112	-8	WERU	190	170	170	-20	NGORONGO	70	70	70	0
51 MANARET					TORO	78	79	79	1	KOIWA	104	103	112	8	ITUMBE	145	168	169	24	IGARA	70	70	70	0
52 MBOGO TEA					ARROKET					SAKAWA	124	104	112	-12	KAPKO	156	168	168	12	LUWALA	69	68	70	1
53 METTARORA					BUHWEJU					ANKOLE	112	112	112		ROROK	165	165	165	0	MAGURA	70	70	70	0
54 MICHI					CHEBOSWA					MUFINDI	108	112	112	4	KAPSET	146	159	163	7	SWAZI	70	70	70	0
55 MOGOGO					CHIMCHIM					HIMA	112	110	110	-2	MUDETE	155	140	163	8	NAMAYIBA	70	68	68	
56 MOMUL					CHINGA					KAPKATET	105	105	105		LIVINGSTONIA	162	162	162		BWINDI	70	68	68	-2
57 MUGOMA					CUPATEA					KAP SARA	126	105	105	-21	MWAMU	132	130	162	30	DINDIRA	64	65	67	3
58 MULINDI					GISOVU					IGARA	100	103	103	3	TOMBE	144	146	161	17	JAMJI	70	67	67	-3
59 NAMAYIBA					KAISUGU					EMROK	113	100	100	-13	SANGANYI	159	150	160	1	MUGOMA	69	67	67	-2
60 NSHILIKVU					KAPKO					TAITO	98	98	98		OGEMBO	148	159	159	11	KJURA	71	66	67	-4
61 OLENG					KARIRANA					DINDIRA	97	97	97		RWEGURA	146	159	159	13	NYAMBYA	66	67	67	-3
62 SAKAWA					KERICHO					MOGENI	97	97	97		KEBIRIGO	124	158	158		RWENZORI	70	66	67	-3
63 SETYON					KIBALE					ARC MOUNTAIN	102	95	95	-7	KAPSARA	156	156	156		CHIVANJEE	66	66	66	
64 SHAGASHA					KIBENA					NGORONGO	100	90	95	-5	SHAGASHA	170	150	155	-15	KAKONDE	72	66	66	-6
65 SIRET					KIPTAGICH					CHIMCHIM	90	70	94	4	MOTIGO	170	155	155	-15	MWERA	68	60	66	-2
66 SITOI					KITABI					BUHWEJU	90	90	90		KARONGI	154	154	154		TORO	65	66	66	1
67 TAGABI					KOBEL																			

CATALOGUE CLOSING FIGURES – 2017 Vs 2018

Sale No.	2015		2016		2017		2018		Diferencial 2018 Vs. 2017	
	Pkgs	Kilos	Pkgs	Kilos	Pkgs	Kilos	Pkgs	Kilos	Pkgs	Kilos
1	147,165	9,493,191.5	148,451	9,735,654.5	145,178	9,437,045.5	170,026	10,902,243.0	24,848	1,465,197.5
2	143,751	9,289,282.5	139,820	9,199,450.0	140,125	8,593,123.5	165,456	10,623,001.0	25,331	2,029,877.5
3	154,710	9,906,594.5	159,276	10,449,664.5	144,994	9,386,541.5	179,439	11,385,435.0	34,445	1,998,893.5
4	139,364	8,971,223.5	188,659	12,275,549.0	138,097	8,890,671.5	168,997	10,873,246.0	30,900	1,982,574.5
5	138,215	8,882,666.0	159,398	10,393,542.0	124,938	8,054,484.0	162,594	10,480,140.0	37,656	2,425,656.0
6	139,078	8,676,309.0	150,152	9,801,201.0	117,320	7,562,742.7	153,970	9,941,178.0	36,650	2,378,435.3
7	141,725	9,054,005.0	153,397	9,915,132.0	116,361	7,518,587.5	148,003	9,566,966.0	31,642	2,048,378.5
8	140,360	8,991,608.0	154,458	10,019,049.5	115,356	7,439,711.0	144,742	9,391,252.0	29,386	1,951,541.0
9	126,137	8,162,828.5	143,119	9,357,930.0	117,140	7,597,207.0	139,959	9,020,760.0	22,819	1,423,553.0
10	118,447	7,624,848.5	139,747	9,097,239.0	105,840	6,845,830.5	137,540	8,841,378.0	31,700	1,995,547.5
11	116,156	7,582,902.0	144,515	9,424,673.5	103,585	6,720,482.5	126,153	8,199,578.0	22,568	1,479,095.5
12	111,457	7,253,148.5	145,973	9,530,611.0	108,818	7,078,896.5	122,280	7,950,062.0	13,462	871,165.5
13	111,260	7,213,322.0	142,210	9,321,487.0	106,738	6,966,532.5	133,419	8,686,279.0	26,681	1,719,746.5
14	108,238	7,068,589.0	150,415	9,774,359.5	111,839	7,331,690.5	126,598	8,187,381.0	14,759	855,690.5
15	103,540	6,756,161.5	151,648	9,914,957.5	117,718	7,672,851.0	129,007	8,426,139.0	11,289	753,288.0
16	103,558	6,793,729.5	147,839	9,679,159.0	130,737	8,495,693.0	130,302	8,519,375.0	- 435	23,682.0
17	91,359	5,913,640.0	153,600	10,060,731.0	133,590	8,719,546.0	144,877	9,463,195.0	11,287	743,649.0
18	88,870	5,793,234.0	151,268	10,502,473.0	132,188	8,612,581.5	161,933	10,628,353.0	29,745	2,015,771.5
19	97,877	6,325,414.5	152,683	9,983,086.0	131,831	8,558,320.5	163,252	10,697,993.0	31,421	2,139,672.5
20	95,917	6,255,617.5	142,133	9,369,893.0	134,729	8,763,410.0	167,272	10,932,188.0	32,543	2,168,778.0
21	105,301	6,860,389.0	144,104	9,509,564.0	131,634	8,550,796.0	163,267	10,680,522.0	31,633	2,129,726.0
22	126,760	8,271,169.5	146,216	9,600,156.0	131,700	8,572,204.0	158,259	10,326,586.0	26,559	1,754,382.0
23	128,075	8,350,540.0	143,286	9,455,061.0	137,700	8,897,500.0	158,710	10,310,596.0	21,010	1,413,096.0
24	132,269	8,542,152.5	148,330	9,714,505.0	132,606	8,644,644.0	156,160	10,069,790.0	23,554	1,425,146.0
25	122,540	7,885,358.5	146,750	9,575,912.5	130,856	8,539,642.0	158,268	10,130,119.0	27,412	1,590,477.0
26	115,820	7,454,433.5	140,955	9,185,569.0	134,420	8,734,861.0	172,659	10,990,667.0	38,239	2,255,806.0
27	103,079	6,497,391.0	128,199	8,441,443.0	137,592	8,961,409.0	157,618	10,195,939.0	20,026	1,234,530.0
28	104,121	6,623,266.0	129,427	8,405,546.0	139,587	9,082,566.0	161,018	10,378,590.0	21,431	1,296,024.0
29	108,008	6,955,793.5	124,024	8,100,347.0	136,100	8,885,641.0	153,715	9,904,349.0	17,615	1,018,708.0
30	108,691	6,959,013.0	116,127	7,517,405.5	127,020	8,224,195.0	145,382	9,386,647.0	18,362	1,162,452.0
31	105,873	6,799,496.0	118,392	7,648,417.0	116,082	7,525,278.0	143,838	9,249,722.0	27,756	1,724,444.0
32	108,114	6,969,936.0	121,941	7,968,002.0	109,583	7,112,977.0	145,418	9,304,245.0	35,835	2,191,268.0
33	112,658	7,309,670.0	114,684	7,411,426.0	117,196	7,560,646.0	146,137	9,387,631.0	28,941	1,826,985.0
34	127,634	8,264,301.0	115,065	7,401,593.0	124,100	7,974,797.0	149,397	9,595,599.5	25,297	1,620,802.5
35	117,496	7,627,780.0	111,398	7,162,051.0	134,339	8,736,776.0	146,652	9,389,530.5	12,313	652,754.5
36	122,536	7,966,281.0	103,211	6,620,776.0	133,343	8,692,718.0	134,282	8,680,839.5	939	- 11,878.5
37	126,530	8,203,020.0	105,363	6,801,861.0	131,860	8,589,806.0	139,101	8,989,967.0	7,241	400,161.0
38	119,001	7,777,556.0	105,991	6,874,694.0	136,152	8,913,732.0	143,642	9,210,797.0	7,490	297,065.0
39	111,481	7,239,521.5	102,399	6,593,834.0	132,480	8,632,611.0	140,946	9,108,030.5	8,466	475,419.5
40	101,483	6,622,758.0	93,697	6,101,035.0	129,850	8,468,285.0	132,790	8,647,179.5	2,940	178,894.5
41	107,818	7,049,132.0	100,438	6,506,134.0	137,560	8,931,039.0	136,599	8,885,007.0	- 961	- 46,032.0
42	118,170	7,748,847.5	113,860	7,296,708.0	147,380	9,566,121.5	140,880	9,187,387.5	- 6,500	- 378,734.0
43	120,677	7,928,530.5	113,933	7,409,459.5	143,755	9,362,940.0	160,311	10,419,218.5	16,556	1,056,278.5
44	125,671	8,229,490.0	113,258	7,400,472.0	150,080	9,803,157.5	155,019	10,118,475.5	4,939	315,318.0
45	135,680	8,917,671.0	115,579	7,575,449.0	138,321	9,075,225.0	159,826	10,440,717.5	21,505	1,365,492.5
46	147,214	9,690,340.5	118,525	7,716,618.5	151,239	9,885,740.0	161,570	10,503,250.5	10,331	617,510.5
47	154,592	10,029,678.0	126,695	8,229,984.0	162,135	10,607,228.0	169,339	11,025,908.0	7,204	418,680.0
48	148,029	9,688,808.0	133,650	8,694,053.5	167,935	10,903,011.0	171,736	11,119,224.5	3,801	216,213.5
49	150,710	9,887,393.0	132,838	8,544,808.0	172,760	11,213,580.0	166,856	10,894,351.5	- 5,904	- 319,228.5
50	146,819	9,649,589.0	136,984	8,747,685.0	178,260	11,522,884.0	168,848	10,976,973.5	- 9,412	- 545,910.5
51	151,404	9,922,846.0	141,000	9,192,163.0			171,146	11,070,784.5		
Total	6,231,438	403,930,467.0	6,825,080	445,208,574.5	6,630,747	430,417,958.7	7,745,208	501,294,787.0	943,315	59,806,043.8



(Please note figures inclusive of reprints)

WEATHER REPORT

KENYA

Mixed hot and wet weather was reported during the week. Some areas EOR report alternating showers which increased towards the close of the week. Crop levels were around 80-90 tons. Kericho and Bomet areas had some showers while Sotik and parts of Nandi were dry and hot with reduced crop.

UGANDA

Western Uganda received a total of 67mm of rainfall last week. Fort Portal area received 10mm of rainfall on average and experienced 27⁰C maximum and 18⁰C minimum temperatures. Hoima received 02 mm of rainfall. Kibale received 12mm of rainfall and experienced 33⁰C maximum and 20⁰C minimum temperatures while Bushenyi received 34 mm of rainfall and experienced 12⁰C minimum and 26⁰C maximum temperatures.

Crop levels maintained.