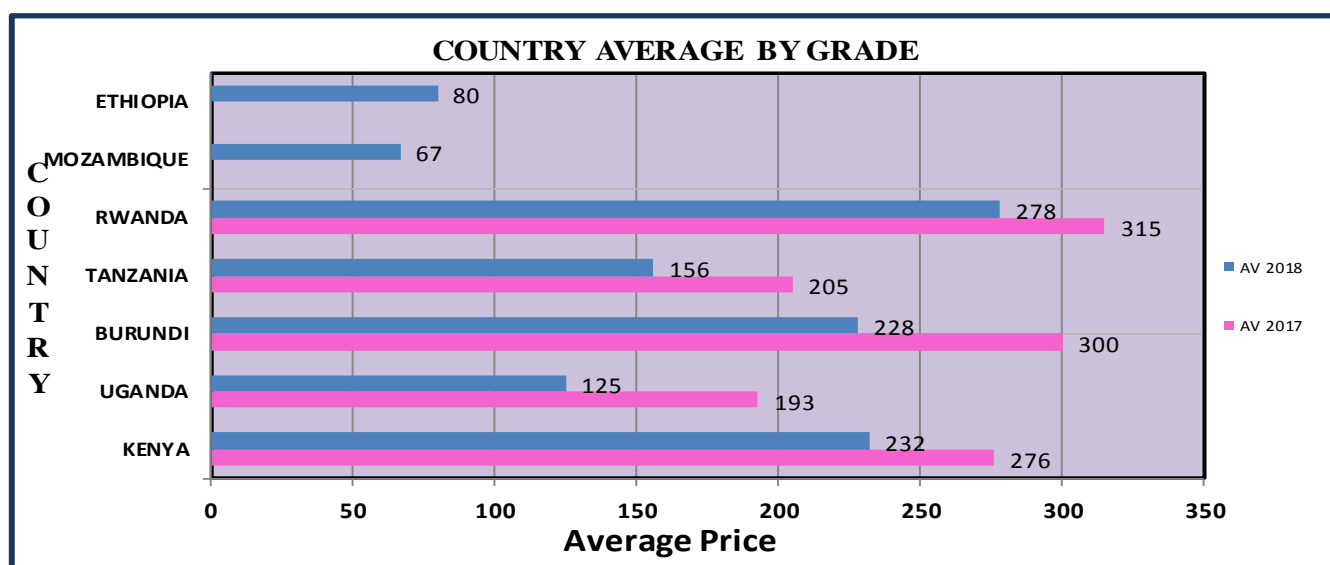




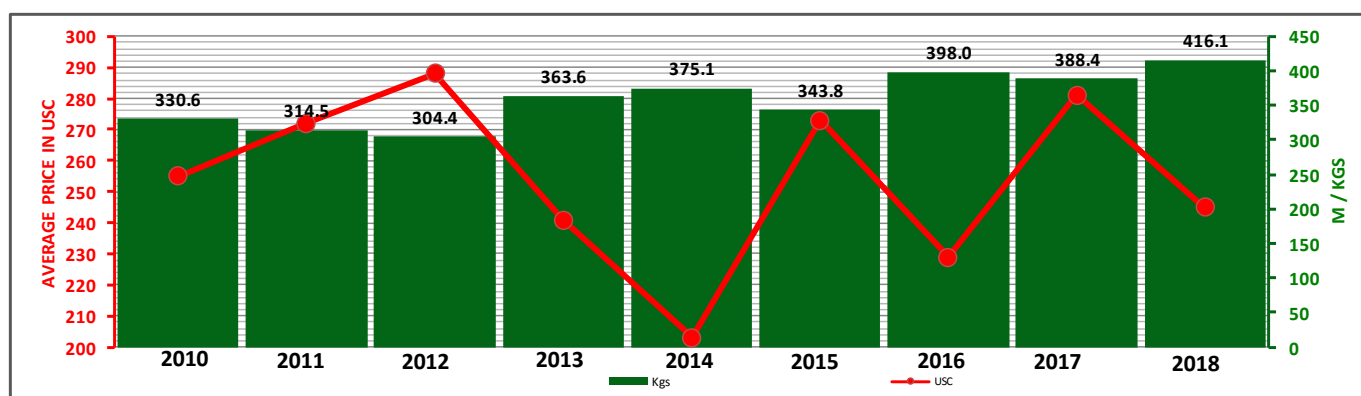
## Mombasa Auction: Country Average Prices in US Cents Sale 48 (2017 vs. 2018)

COUNTRY	AV 2017	AV 2018	BP1	PF1	PD	D1	BP	PF	D	FNGS	BMF
KENYA	276	232	250	255	226	242	131	139	117	132	70
UGANDA	193	125	139	136	140	144	111	111	122	83	69
BURUNDI	300	228	240	235	225	224			153	142	
TANZANIA	205	156	145	184	179	185	116	115	101	95	64
RWANDA	315	278	376	274	257	254	270	229	206	199	115
MOZAMBIQUE		67									67
ETHIOPIA		80							65	98	
ALL AUCTION AVERAGE	266	216	243	245	214	218	155	130	122	118	69



## Mombasa Auction - Auction Quantities & Average Prices 2010 - 2018

	Jan		Feb		Mar		Apr		May		Jun		Jul		Aug		Sep		Oct		Nov		Dec		Total	
	Kgs	USC	Kgs	USC	Kgs	USC	Kgs	USC	Kgs	USC	Kgs	USC	Kgs	USC	Kgs	USC	Kgs	USC	Kgs	USC	Kgs	USC	Kgs	USC	Kgs	USC
2018	49.3	279	34.3	281	29.6	265	39.9	252	38.7	247	37.3	239	43.7	233	32.2	222	31.8	226	41.8	226	38.4	220			416.1	245
2017	40.9	284	25.4	285	25.2	274	28.7	272	38.7	275	31.0	289	31.2	283	27.1	275	32.3	286	40.9	291	35.5	283	31.3	266	388.4	281
2016	37.0	256	36.6	237	40.7	223	35.3	204	44.4	212	34.2	227	29.2	231	21.7	218	23.8	222	24.6	223	36.3	250	23.6	252	398.0	229
2015	33.5	214	31.0	227	30.2	254	22.4	257	21.2	285	35.4	300	21.9	310	22.4	294	32.1	284	25.3	302	32.4	289	35.4	285	343.8	273
2014	25.1	256	30.6	224	36.6	208	21.8	207	35.7	196	44.9	191	28.1	205	24.6	203	33.2	190	28.1	192	33.6	191	32.8	189	375.1	203
2013	35.7	305	29.9	292	28.5	264	32.0	237	31.5	239	34.7	231	34.6	229	25.5	228	24.0	213	28.4	202	32.5	210	26.5	234	363.6	241
2012	36.1	264	27.2	265	23.9	274	22.8	279	17.8	281	24.1	289	26.8	299	22.6	309	21.9	304	31.8	297	27.9	304	21.4	307	304.4	288
2011	24.8	294	24.6	277	31.4	274	17.1	266	32.9	262	30.4	271	25.4	282	26.2	282	20.8	267	23.4	265	33.8	266	23.8	261	314.5	272
2010	27.9	284	29.1	295	33.5	280	24.6	261	41.6	235	33.7	222	27.2	216	25.1	250	17.9	249	18.3	250	30.5	254	21.0	270	330.6	255



November figures include sold kilos and average price for sale 45, 46, 47 and 48 only.

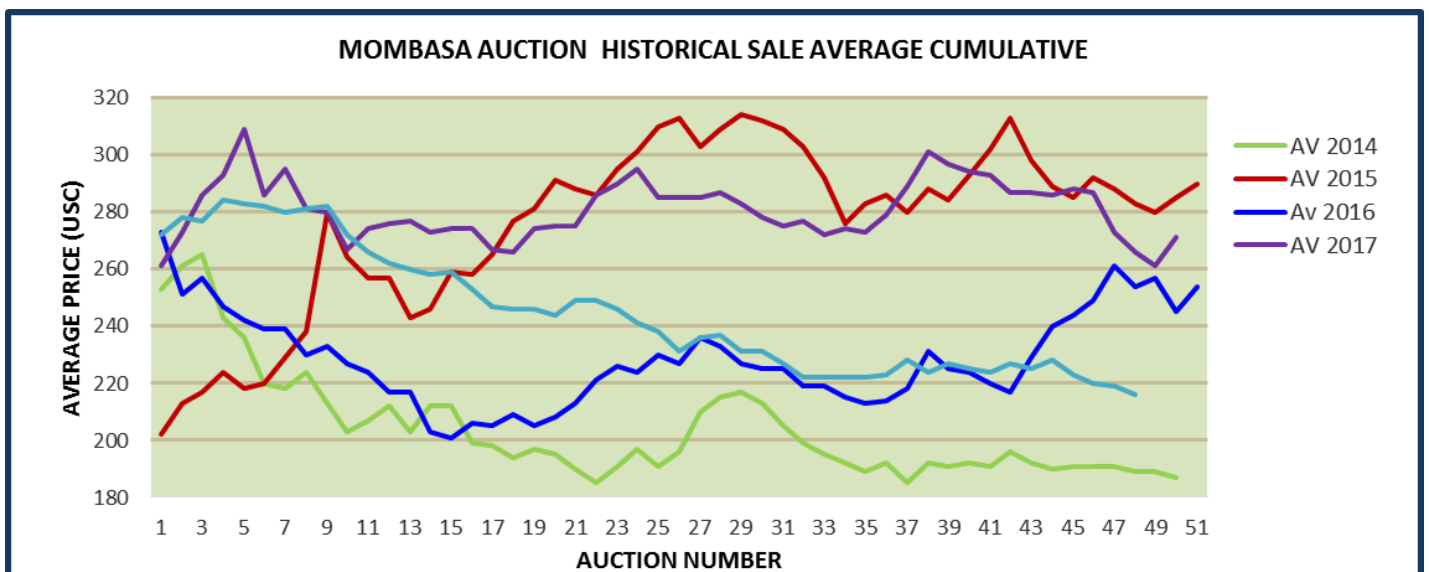
## BUYERS' PURCHASES SALE 48 2018

Buyer	% Sold	Totals	BP1	PF1	PD	DUST1	BP2	PF2	DUST2	FNGS	BMF
GLOBAL TEA &	13.50	20,820	2,360	11,720	2,360	1,400	80	60	420	200	2,220
CARGILL KENYA	10.70	16,500	360	9,940	6,200	0	0	0	0	0	0
L.A.B.	10.10	15,580	240	2,240	9,520	3,400	0	40	140	0	0
VAN REES KENYA	5.92	9,140	2,580	1,480	3,480	1,360	80	60	100	0	0
M.J. CLARKE LTD	5.39	8,320	540	780	4,320	1,140	80	800	0	660	0
DEVCHAND	5.20	8,020	160	7,860	0	0	0	0	0	0	0
SSOE (KENYA)	5.20	8,020	2,160	1,700	420	480	100	560	1,080	1,520	0
JAMES FINLAY	5.13	7,920	1,320	1,720	3,020	1,200	120	340	180	20	0
CHAI TRADING	5.04	7,780	40	5,300	1,320	1,120	0	0	0	0	0
COFFTEA AGENCIES	4.78	7,380	1,660	1,200	240	0	0	440	0	3,080	760
CUP OF JOE LTD	4.42	6,820	1,680	2,240	1,560	400	280	660	0	0	0
MOMBASA COFFEE	4.07	6,280	80	760	3,480	1,840	120	0	0	0	0
ALIBHAI RAMJI	1.83	2,820	0	1,960	280	160	0	120	20	280	0
AL-EMIR LTD	1.74	2,680	40	2,580	0	0	0	60	0	0	0
SHAKAB	1.57	2,420	960	1,160	80	40	0	20	60	100	0
MAYMUN	1.48	2,280	0	160	0	0	220	100	200	240	1,360
RANFER TEAS K	1.31	2,020	0	200	360	200	0	180	720	360	0
ABBAS TRADERS	1.26	1,950	0	800	20	0	0	100	140	510	380
AFRIBRIDGE TRADE	1.24	1,920	1,120	40	100	240	0	60	260	100	0
EMPIRE KENYA	1.05	1,620	1,400	220	0	0	0	0	0	0	0
SARDIA	0.95	1,460	0	640	220	0	0	0	100	220	280
McLEOD RUSSEL	0.80	1,240	120	260	80	120	40	120	440	60	0
AFRO TEAS LIMITED	0.74	1,140	0	0	0	0	0	300	40	580	220
STANSAND (A) LTD	0.65	1,000	0	420	460	40	0	80	0	0	0
LINDOP & COMPANY	0.64	980	0	600	60	40	0	0	280	0	0
INDO-AFRICAN TEA	0.61	940	560	160	160	0	60	0	0	0	0
IMPERIAL TEAS	0.58	900	280	0	300	160	0	20	100	40	0
AIMCO	0.52	800	0	0	0	0	20	20	0	120	640
SUMMER LINER	0.45	700	0	0	0	0	60	40	0	260	340
TANZIL TRADING	0.43	660	0	0	0	0	0	0	20	80	560
LULA TRADING	0.38	580	0	0	0	0	120	60	0	140	260
CHAMU SUPPLIES	0.32	500	0	280	0	20	0	160	40	0	0
TUSHA TEA LIMITED	0.26	400	360	0	0	0	40	0	0	0	0
MARA CHAI LIMITED	0.25	380	380	0	0	0	0	0	0	0	0
TROPICAL CROPS &	0.23	360	0	0	0	0	40	20	20	40	240
KIRINDO TRADERS	0.22	340	40	0	280	0	0	0	0	0	20
GOKAL TRADING	0.21	320	320	0	0	0	0	0	0	0	0
TANJAL TEA	0.17	260	120	140	0	0	0	0	0	0	0
AL-ITIHAD LIMITED	0.14	220	0	0	140	80	0	0	0	0	0
BURALE CLEARING	0.13	200	0	0	0	0	0	0	0	0	200
BLACK DEW LIMITED	0.09	140	0	0	0	0	0	0	0	0	140
AEON TEA KENYA	0.08	120	40	80	0	0	0	0	0	0	0
RIOTANA TRADING	0.08	120	0	0	0	0	20	80	0	20	0
LUTEX LIMITED	0.05	80	80	0	0	0	0	0	0	0	0
PWANI HAULIERS	0.04	60	0	0	0	0	0	0	0	60	0
Crystal Links Ltd	0.03	40	0	0	0	0	40	0	0	0	0
TRUST TEA	0.03	40	0	0	0	0	20	20	0	0	0

### Kilos Sold By Country - Sale no. 48 & Cumulative to date (2017 Vs 2018)

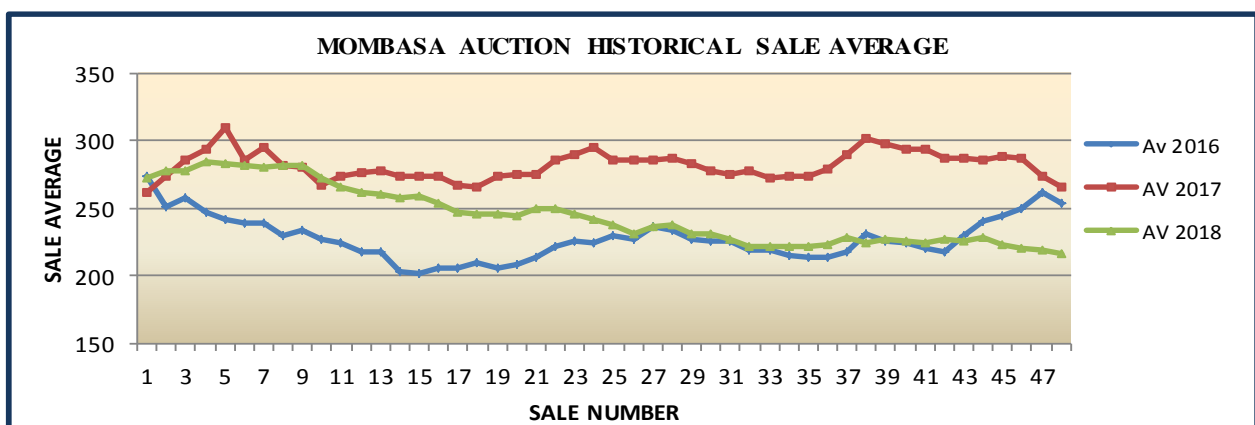
	Current Sale 48/2018		Same Sale Last Year 48/2017		Year To Date Sale 01-48/2018		Last Year To Date Sale 01-48/2017	Variance 2018 vs 2017
	Pkgs	Kilos	Pkgs	Kilos	Pkgs	Kilos	Kilos	Kilos
<b>KENYA</b>	113,050	7,572,112.00	119,820	7,996,170.00	4,785,430	321,539,563.30	288,908,803.30	<b>32,630,760</b>
<b>UGANDA</b>	25,340	1,434,534.00	22,056	1,227,578.00	971,663	54,057,986.00	44,846,449.00	<b>9,211,537</b>
<b>BURUNDI</b>	2,380	152,526.00	1,540	101,920.00	126,817	7,998,346.00	7,662,367.00	<b>335,979</b>
<b>TANZANIA</b>	6,140	350,564.00	3,840	224,138.00	197,669	10,789,553.00	6,739,150.00	<b>4,050,403</b>
<b>RWANDA</b>	6,800	465,136.00	5,200	355,132.00	299,044	20,352,929.50	16,897,117.50	<b>3,455,812</b>
<b>MALAWI</b>							24,120.00	<b>(24,120)</b>
<b>MADAGASCAR</b>					340	18,548.00	59,844.00	<b>(41,296)</b>
<b>MOZAMBIQUE</b>	280	11,144.00			13,390	583,187.00	651,540.00	<b>(68,353)</b>
<b>DR CONGO</b>					3,101	185,634.00	439,688.00	<b>(254,054)</b>
<b>ETHIOPIA</b>	280	11,763.00			13,975	600,963.00	791,054.00	<b>(190,091)</b>
<b>TOTALS:</b>	<b>154,270</b>	<b>9,997,779.00</b>	<b>152,456.0</b>	<b>9,904,938.00</b>	<b>6,411,429</b>	<b>416,126,709.80</b>	<b>367,020,132.80</b>	<b>49,296,668</b>

### MOMBASA AUCTION – HISTORICAL AVERAGE CUMMULATIVE



## Mombasa Auction - Historical Averages Comparative 2016 - 2018

SALE NO.	Av 2016	AV 2017	AV 2018	2018	2018	2018	2018	2018	2018	2018	2018	2018
				BP1	PF1	PD	D1	BP2	PF2	D2	FNGS	BMF
1	273	261	272	262	287	293	290	195	185	185	171	142
2	251	273	278	277	294	298	299	201	180	184	174	138
3	257	286	277	276	301	298	302	196	175	188	166	131
4	247	293	284	278	310	298	303	204	184	191	169	130
5	242	309	283	269	306	301	310	204	179	201	169	126
6	239	286	282	277	303	300	317	190	175	197	164	125
7	239	295	280	274	300	302	309	202	186	204	166	131
8	230	281	281	278	298	301	307	203	180	199	169	129
9	233	280	282	284	300	300	304	197	182	195	172	130
10	227	267	272	263	289	296	301	199	187	204	171	131
11	224	274	266	262	284	279	278	210	178	194	169	128
12	217	276	262	256	279	282	282	185	181	186	167	127
13	217	277	260	253	288	261	268	187	181	179	172	130
14	203	273	258	253	281	264	270	189	185	180	171	137
15	201	274	259	256	281	262	269	179	183	172	168	136
16	206	274	253	251	276	261	267	196	181	172	167	131
17	205	267	247	241	274	244	254	192	186	179	170	127
18	209	266	246	227	271	249	253	176	176	171	164	128
19	205	274	246	227	273	248	254	171	172	168	164	129
20	208	275	244	222	274	245	251	177	168	159	164	127
21	213	275	249	222	278	252	258	162	170	165	158	121
22	221	286	249	221	276	253	256	176	175	165	158	114
23	226	290	246	229	273	253	254	168	168	166	154	108
24	224	295	241	229	267	250	248	164	162	163	150	104
25	230	285	238	228	266	247	245	150	161	158	149	98
26	227	285	231	206	261	242	246	150	143	154	137	91
27	236	285	236	223	264	243	245	149	149	157	138	95
28	233	287	237	232	262	244	249	152	152	163	140	98
29	227	283	231	242	251	240	241	151	156	163	142	101
30	225	278	231	236	257	235	233	145	149	164	144	103
31	225	275	227	242	250	227	231	141	148	156	144	104
32	219	277	222	236	244	224	220	162	145	152	132	107
33	219	272	222	242	242	221	222	147	142	141	127	109
34	215	274	222	247	240	227	233	146	145	142	127	102
35	213	273	222	240	243	228	236	147	138	144	128	102
36	214	279	223	234	239	235	232	146	132	141	123	98
37	218	289	228	250	244	242	240	134	132	138	131	91
38	231	301	224	247	244	232	247	132	124	132	119	90
39	225	297	227	239	245	240	248	121	134	139	132	92
40	224	294	225	227	247	232	241	131	139	134	122	91
41	220	293	224	235	239	234	238	147	147	145	139	95
42	217	287	227	246	245	234	238	138	141	138	137	94
43	229	287	225	229	244	233	237	152	142	142	130	88
44	240	286	228	239	243	234	243	159	140	134	136	84
45	244	288	223	248	239	227	238	172	139	131	125	83
46	249	287	220	240	240	224	228	173	127	123	113	77
47	261	273	219	237	247	219	222	161	136	121	121	75
48	254	266	216	243	245	214	218	155	130	122	118	69
<b>Average</b>	<b>228</b>	<b>282</b>	<b>245</b>	<b>245</b>	<b>267</b>	<b>254</b>	<b>258</b>	<b>169</b>	<b>158</b>	<b>162</b>	<b>149</b>	<b>110</b>



**Actual Packages on offer for coming sale 49 of 03<sup>rd</sup> & 04<sup>th</sup> December, 2018  
(By Grade / by Country)**

	BP1	PF1	PD	DUST1	BP2	PF2	DUST2	FNGS	BMF	Total
<b>KENYA</b>	15,983	49,129	32,096	12,338	420	1,640	3,480	5,850	2,020	<b>122,956</b>
<b>UGANDA</b>	2,000	4,260	6,600	3,000	500	2,700	1,020	3,740	3,240	<b>27,060</b>
<b>RWANDA</b>	1,960	3,320	1,160	440	380	200	320	240	60	<b>8,080</b>
<b>TANZANIA</b>	600	2,400	960	400	220	140	440	740	440	<b>6,340</b>
<b>BURUNDI</b>	800	760	200	160	0	0	100	120	0	<b>2,140</b>
<b>ETHIOPIA</b>	0	0	0	0	0	0	0	140	0	<b>140</b>
<b>Total</b>	<b>21,343</b>	<b>59,869</b>	<b>41,016</b>	<b>16,338</b>	<b>1,520</b>	<b>4,680</b>	<b>5,360</b>	<b>10,830</b>	<b>5,760</b>	<b>166,716</b>

**Upcoming Auction Offerings by Country  
Sale no. 49 and 50/ 2018**

COUNTRY	Sale 49/ 2018 (Actual packages)		Sale 50/ 2018		VARIANCE
	Pkgs	Kgs	Pkgs	Kgs	Kgs
<b>KENYA</b>	<b>122,956.00</b>	<b>8,307,192.50</b>	<b>122,751.00</b>	<b>8,259,408.00</b>	<b>47,784.50</b>
<b>UGANDA</b>	<b>27,060.00</b>	<b>1,526,153.00</b>	<b>28,617.00</b>	<b>1,604,344.00</b>	<b>(78,191.00)</b>
<b>RWANDA</b>	<b>8,080.00</b>	<b>548,263.00</b>	<b>7,620.00</b>	<b>518,665.50</b>	<b>29,597.50</b>
<b>BURUNDI</b>	<b>2,140.00</b>	<b>135,428.00</b>	<b>2,420.00</b>	<b>151,991.00</b>	<b>(16,563.00)</b>
<b>TANZANIA</b>	<b>6,340.00</b>	<b>371,796.00</b>	<b>7,260.00</b>	<b>435,444.00</b>	<b>(63,648.00)</b>
<b>ETHIOPIA</b>	<b>140.00</b>	<b>5,519.00</b>	<b>180.00</b>	<b>7,121.00</b>	<b>(1,602.00)</b>
<b>D R CONGO</b>					<b>-</b>
<b>MOZAMBIQUE</b>					<b>-</b>
<b>TOTALS:</b>	<b>166,716.00</b>	<b>10,894,351.50</b>	<b>168,848.00</b>	<b>10,976,973.50</b>	<b>(82,622.00)</b>

# MAIN GRADE COMPARATIVE RANKINGS – SALE 48 2018

Mark	BP1				Mark	PF1				Mark	PD				Mark	DUST1			
	Pre	Lo	High	De		Prev	Low	Hig	Dev		Pre	Low	Hig	De		Prev	Lo	Hig	Dev
1 KITABI	400	430	450	50	KITABI	324	318	326	2	KITABI	346	335	350	4	KITABI	330	332	332	2
2 RUBAYA	410	425	444	34	MUNUNGA	330	320	326	-4	NYABIHU	342	324	332	-10	GATHUTHI	322	325	325	3
3 NYABIHU	420	435	442	22	GATHUTHI	324	316	318	-6	RUBAYA	324	325	325	1	NYABIHU	324	324		
4 GISOVU	398	406	422	24	RUKURIRI	322	308	312	-10	GATHUTHI	297	294	300	3	RUBAYA	310	322	322	12
5 RUTSIRO	390	398	398	8	IMENTI	307	305	308	1	GACHARAGE	302	296	298	-4	KIMUNYE	318	321	321	3
6 MATA	390	380	385	-5	KIMUNYE	312	302	308	-4	IMENTI	301	297	297	-4	IMENTI	307	305	309	2
7 MUGANZA-KIVU	375	375			KATHANGARIRI	311	305	306	-5	GITUGI	290	290	296	6	KIONYO	304	280	306	2
8 IMENTI	366	330	360	-6	RUBAYA	294	294	303	9	MUNUNGA	294	290	296	2	GITUGI	300	302	304	4
9 GATARE	350	350			KANGAITA	304	295	301	-3	KIMUNYE	296	292	294	-2	KATHANGARIRI	324	300	304	-20
10 GACHARAGE	315	345			NDIMA	303	298	300	-3	KIONYO	290	286	294	4	MAKOMBOKI	305	296	302	-3
11 GITUGI	346	319	343	-3	NJUNU	304	298	300	-4	NJUNU	290	286	294	4	NJUNU	303	302	302	-1
12 GITHONGO	344	326	340	-4	NYABIHU	302	299	299	-3	RUKURIRI	294	290	294	0	GACHARAGE	305	301	301	-4
13 KATHANGARIRI	350	329	332	-18	GITUGI	298	290	298	0	GITHONGO	298	288	292	-6	KANGAITA	304	299	300	-4
14 MUSHUBI	335	330	330	-5	MUNGANIA	304	294	297	-7	KANGAITA	286	292	292	6	KINORO	310	297	300	-10
15 THUMAITA	300	294	330	30	GACHARAGE	300	294	296	-4	KATHANGARIRI	295	290	292	-3	MUNUNGA	304	290	300	-4
16 NDIMA	302	285	312	10	KAMBAA	300	294	296	-4	MUNGANIA	290	290	290	0	NGERE	305	296	300	-5
17 GITHAMBO	300	290	308	8	IKUMBI	296	290	294	-2	NGERE	287	282	289	2	MUNGANIA	307	290	298	-9
18 NJUNU	316	300	306	-10	KIEGOI	292	288	294	2	CHINGA	284	278	288	4	RUKURIRI	300	292	298	-2
19 RUKURIRI	304	294	306	2	KINORO	295	288	294	-1	GATUNGURU	287	280	288	1	CHINGA	290	296	296	6
20 GATHUTHI	312	298	304	-8	THETA	292	290	294	2	GITHAMBO	287	278	288	1	KIRU	298	290	296	-2
21 THETA	298	289	301	3	CHINGA	293	290	292	-1	NDIMA	296	286	288	-8	GITHONGO	290	275	292	2
22 IKUMBI	296	290	300	4	GITHONGO	294	290	292	-2	THUMAITA	287	282	288	1	MATAARA	290	280	290	0
23 MUNUNGA	319	300	300	-19	KAGWE	295	288	292	-3	IGEMBE	284	284	286	2	NDIMA	301	290	290	-11
24 NGERE	304	294	300	-4	MAKOMBOKI	295	200	292	-3	IKUMBI	285	282	286	1	KIEGOI	283	287		
25 KIEGOI	310	298	299	-11	NGERE	296	288	292	-4	KAMBAA	290	282	286	-4	IKUMBI	290	284	286	-4
26 KAGWE	296	284	298	2	THUMAITA	292	286	292	0	KIEGOI	282	280	286	4	THETA	292	285	286	-6
27 KAMBAA	307	294	298	-9	KIONYO	294	289	291	-3	KINORO	291	282	286	-5	RAGATI	292	285	285	-7
28 MUNGANIA	304	294	298	-6	RAGATI	289	288	290	1	KIRU	285	280	286	1	IGEMBE	285	285		
29 KIMUNYE	306	292	297	-9	GITHAMBO	292	288	290	-2	NDUTI	291	280	286	-5	KAMBAA	300	280	285	-15
30 KIONYO	310	282	297	-13	IRIAINI	288	284	290	2	THETA	289	280	286	-3	NDARUGU	290	282	285	-5
31 GATUNGURU	304	290	296	-8	NDUTI	290	289	290	0	KAGWE	287	280	284	-3	KAGWE	299	280	284	-15
32 IGEMBE	300	292	296	-4	IGEMBE	286	284	289	3	RAGATI	287	280	282	-5	NDUTI	292	284	284	-8
33 KANGAITA	298	290	296	-2	GATUNGURU	293	280	288	-5	IRIAINI	288	280	282	-6	THUMAITA	290	284	284	-6
34 KINORO	304	285	293	-11	MATAARA	289	284	286	-3	MAKOMBOKI	285	278	282	-3	WERU	280	284		
35 RAGATI	296	288	290	-6	NDARUGU	286	267	286	0	MATAARA	285	280	282	-3	GATUNGURU	290	282	282	-8
36 KIRU	284	280	290	6	WERU	289	284	286	-3	MICHI	276	274	280	4	GITHAMBO	286	282	282	-4
37 MATAARA	290	278	290	0	MUGANZA-KIVU	284	284			GACHEGE	289	278	280	-9	IRIAINI	290	282	282	-8
38 NDUTI	294	290	290	-4	KIRU	286	276	282	-4	KANYENYA	286	280	280	-6	KANYENYA	290	280	280	-10
39 CHINGA	296	276	288	-8	GACHEGE	278	275	281	3	NDARUGU	289	280	280	-9	GATARE	279	279		
40 GACHEGE	290	260	288	-2	RUTSIRO	282	280	280	-2	WERU	280	280	280	0	GACHEGE	274	267	267	-7
41 MAKOMBOKI	294	284	288	-6	KANYENYA	279	275	278	-1	OLENG	270	260	276	6	MUSHUBI	257	264	264	7
42 WERU	288	276	288	0	MOMUL	270	270	274	4	MATA	260	272	272	12	MOMUL	255	262	262	7
43 IRIAINI	302	284	286	-16	GISOVU	273	269	271	-2	MOMUL	268	261	266	-2	MATA	270	260	260	-10
44 KANYENYA	284	278	286	2	MATA	289	270	270	-19	MUGANZA-KIVU	253	265			SANGANYI	242	226	258	16
45 NDARUGU	292	286	286	-6	NSHILI KIVU	270	266	270	0	RUTSIRO	260	260			TEBESONIK	242	252	252	10
46 PFUNDA	274	270	283	9	NYANKOBA	268	260	270	2	IJENDA	258	260	260	2	GISAKURA	255	245	245	-10
47 NYANKOBA	274	250	275	1	GATARE	269	269			NSHILI KIVU	240	255	257	17	NYANKOBA	246	240	245	-1
48 TEZA	220	264	271	51	MICHI	268	267	269	1	NYANKOBA	253	242	256	3	CHEMOMI	228	240	240	12
49 SHAGASHA	255	255	270	15	SANGANYI	264	264	266	2	SANGANYI	260	240	256	-4	KIP KOIMET	240	240		
50 IJENDA	216	252	266	50	GIANCHORE	262	248	262	0	MUSHUBI	240	254	254	14	MABAYI	240	240		
51 MOMUL	270	264	264	-6	MUSHUBI	262	250	260	-2	RWEGURA	254	248	250	-4	KAMARYA	248	238	238	-10
52 MICHI	265	255	261	-4	IJENDA	250	250	260	10	TEBESONIK	250	248	250	0	MOTIGO	240	237	237	-3
53 TEBESONIK	235	256	256	21	SHAGASHA	245	247	252	7	TEZA	252	242	250	-2	TEZA	234	236	236	2
54 GIANCHORE	248	238	250	2	TORA	259	250	252	-7	SIONGO	249	239	242	-7	SIONGO	239	226	232	-7
55 OLENG	262	247	247	-15	OLENG	264	249	251	-13	GIANCHORE	240	238	240	0	OLENG	222	230		
56 MABAYI	235	242	246	11	PFUNDA	247	240	250	3	KAPKATET	237	237	240	3	KAPKATET	228	227	230	2
57 RWEGURA	229	230	246	17	MABAYI	252	246	250	-2	MABAYI	244	240	240	-4	RWEGURA	230	230		
58 MULINDI	250	242	242	-8	RWEGURA	254	248	250	-4	MOTIGO	236	235	240	4	TOROR	230	230		
59 SANGANYI	254	240	242	-12	TEZA	254	250	250	-4	MWAMU	236	238	240	4	MULINDI	222	220	228	6
60 CHELAL	210	216	240	30	TIRGAGA	247	246	249	2	TEGAT	234	230	240	6	KIBWARI	216	226	226	10

61	SIONGO	222	222	238	16	MULINDI	242	242	248	6	KEBIRIGO	232	236	239	7	MOGOGO	225	222	222	-3
62	CHEMOMI	236	199	236	0	KAPKATET	252	245	248	-4	KAPKO	234	232	238	4	SHAGASHA	230	220	220	-10
63	NDARAWETTA	244	210	234	-10	MOTIGO	249	248	248	-1	EBEREGE	231	238	238	7	BOITO	218	200	217	-1
64	TOMBE	222	214	232	10	SIONGO	257	245	248	-9	MOKAMA	234	236	238	4	ROROK	228	210	217	-11
65	KAPSARA	208	224	230	22	TEBESONIK	252	248	248	-4	ROROK	238	234	238	0	MWAMU	225	215	215	-10
66	ROROK	222	212	228	6	MOKAMA	240	238	246	6	TOMBE	236	230	238	2	SOKOT	211	215	215	4
67	MWAMU	226	218	226	0	TOMBE	246	242	246	0	MOGOGO	238	234	236	-2	TOMBE	218	210	215	-3
68	MOTIGO	212	213	224	12	KEBIRIGO	240	242	244	4	TIRGAGA	236	236	236	0	REYNA	202	202	214	12
69	TOROR		215	224		OGEMBO	248	240	244	-4	MUDETE	237	234	236	-1	KEPCHOMO	210	214	214	4
70	TIRGAGA	236	215	223	-13	TOROR	242	237	244	2	NYAMACHE	232	232	236	4	SIRET	210	210	212	2
71	BOITO	210	222	222	12	MOGOGO	244	240	242	-2	OGEMBO	238	236	236	-2	MOKAMA	218	212	212	-6
72	KEPCHOMO		222	222		MWAMU	238	235	241	3	TOROR	238	232	236	-2	KAPCHORUA	200	211	211	11
73	LITEIN	222	216	222	0	CHELAL	238	238	240	2	KOBEL	236	226	234	-2	OGEMBO	210	210	210	0
74	NYAMACHE	212	222	222	10	ITUMBE	238	238	240	2	BOITO	236	232	234	-2	KAPKO	225	206	206	-19
75	OGEMBO	212	216	222	10	MUDETE	242	238	240	-2	CHELAL	230	234	234	4	KARIRANA	212	200	206	-6
76	KOBEL	208	214	220	12	NYAMACHE	240	238	240	0	ITUMBE	232	234	234	2	KOBEL	206	202	203	-3
77	MOGOGO	210	212	220	10	TEGAT	244	237	239	-5	LITEIN	236	232	234	-2	MARAMBA	210	196	200	-10
78	ITUMBE		218	220		CHEMOMI	242	232	238	-4	CHEBUT	230	232	232	2	KAPSARA		200	200	
79	KAPTUMO	209	212	220	11	LITEIN	238	238	238	0	KAPSET	232	230	232	0	LITEIN	210	200	200	-10
80	KEBIRIGO	226	220	220	-6	BOITO	240	235	236	-4	KAPTUMO	234	230	232	-2	TINDERET	200	199	199	-1
81	KAPKATET	216	217	219	3	EBEREGE	238	236	236	-2	CHEMOMI	236	226	230	-6	KAIMOSI	210	194	198	-12
82	KAPKO	226	215	217	-9	ROROK	238	233	235	-3	KAPSARA	227	230	230	3	DL TEAS	198	196	196	-2
83	CHEBUT	205	208	216	11	KAPKO	239	232	234	-5	GISAKURA		225	228		MBOGO TEA	200	190	194	-6
84	KAPSET	222	210	216	-6	CHEBUT	234	234	234	0	SHAGASHA	212	228	228	16	PFUNDA	225	190	194	-31
85	KIP KOIMET		190	216		KAMARYA	240	232	234	-6	KAMARYA	224	227	228	4	ARROKET	200	182	192	-8
86	TEGAT	210	210	214	4	KAPSET	238	234	234	-4	KAPCHORUA	202	202	222	20	METTARORA	198	184	192	-6
87	MUDETE		210	212		KAPTUMO	234	232	232	-2	MULINDI	224	215	217	-7	CHANGOI	202	190	192	-10
88	SIRET	194	190	210	16	KIBWARI	230	224	232	2	KIBWARI	216	212	212	-4	TOIYOI	202	192	192	-10
89	BONDET		187	199		KOBEL	232	230	230	-2	NDARAWETTA	212	200	208	-4	SETYON	196	188	190	-6
90	MARAMBA	203	192	195	-8	KAPSARA	230	230	230	0	KARIRANA	210	190	200	-10	KERITOR		190	190	
91	EMROK	190	190	190	0	NDARAWETTA	234	208	222	-12	PFUNDA		192	200		IKANGA		188	188	
92	MASINGI		190	190		KARIRANA	224	210	220	-4	REYNA	204	198	200	-4	ITONA		180	188	
93	REYNA		187	189		KEPCHOMO	220	218	220	0	KEPCHOMO	206	196	200	-6	KELUNET		187	187	
94	TOIYOI	185	178	189	4	EMROK	211	209	218	7	TINDERET	200	200	200	0	MANARET	202	187	187	-15
95	NGORONGO	191	187	187	-4	MARAMBA	216	214	218	2	MARAMBA	212	195	198	-14	KILIMA		182	186	
96	SITOI	180	187	187	7	CHEBANGO	227	205	218	-9	SITOI	204	194	198	-6	KIPCHABO		186	186	
97	TINET	140	140	187	47	MBOGO TEA	230	210	215	-15	DL TEAS	200	190	198	-2	CUPATEA	189	182	182	-7
98	KIPCHABO	152	140	182	30	SOKOT	213	213	215	2	KAIMOSI	210	196	198	-12	ELGON TEA	188	182	182	-6
99	KILIMA		150	172		DL TEAS	214	205	211	-3	SOKOT	206	198	198	-8	IGARA	192	178	182	-10
100	TAITO	170	156	172	2	KAIMOSI		200	211		CHEBANGO	200	197	197	-3	KIPKEBE	191	180	180	-11
101	GISOZI		162	162		KIBWELE		177	210		NGORONGO	208	192	196	-12	KIPTENDEN		180	180	
102	ELGON TEA		160	160		REYNA	202	210	210	8	SIRET	202	196	196	-6	TINET	190	174	180	-10
103	KIBWELE		135	157		KIPTENDEN	204	207	207	3	CHANGOI	210	190	196	-14	KAYONZA	200	180	180	-20
104	KIBENA		154	154		SIRET	215	205	207	-8	MANARET	210	185	195	-15	TACHASIS	188	180	180	-8
105	IGARA		140	154		SISIBA	199	201	207	8	MASINGI		195	195		KIPTAGICH		172	178	
106	KAYONZA	152	150	154	2	SITOI	209	204	206	-3	EMROK	200	190	194	-6	SAKAWA		176	176	
107	KYAMUHUNGA	134	144	152	18	KIPCHABO	202	200	206	4	KIBENA	194	193	194	0	GISOZI		175	175	
108	SIOMO	152	149	149	-3	TAITO	214	204	206	-8	KIBWELE		192	194		BUHWEJU	174	169	174	0
109	TACHASIS	142	140	145	3	MANARET	214	200	205	-9	MBOGO TEA	200	188	194	-6	TILYA	183	174	174	-9
110	KALINZU	128	143	144	16	KAPCHORUA		200	205		METTARORA	198	182	194	-4	LELAGOIN	190	170	172	-18
111	BUZIRASAGAMA	124	143	143	19	TINDERET		205	205		SETYON	204	186	194	-10	SWAZI	160	154	172	12
112	KABIANGA		143	143		TILYA	198	190	202	4	MATUTA	180	185	194	14	MUZIZI	185	170	170	-15
113	KIKO	122	142	142	20	KIPKEBE	200	197	201	1	ARROKET	194	180	192	-2	NYAMBYA		170	170	
114	SWAZI	126	140	142	16	TINET	208	195	201	-7	IKANGA	190	190	192	2	KIGEZI HIGHLAND	174	155	169	-5
115	KIPSINENDE	134	141	141	7	MASINGI		201	201		ITONA	190	184	192	2	CHIMCHIM		168	168	
116	TILYA	130	141	141	11	TOIYOI	194	195	201	7	TOIYOI	204	192	192	-12	MUGOMA		164	168	
117	BUGAMBE	120	140	140	20	ARROKET	208	200	200	-8	KERITOR	194	190	190	-4	BWINDI	176	160	160	-16
118	ANKOLE	128	139	140	12	KIBENA	200	200	200	0	SIOMO	200	190	190	-10	MOGENI		154	160	
119	IKANGA	138	132	140	2	METTARORA	209	194	200	-9	KELUNET	186	172	189	3	KALINZU	169	158	158	-11
120	KIJURA	122	128	140	18	SETYON	211	192	200	-11	BONDET	198	188	188	-10	KYAMUHUNGA		156	156	

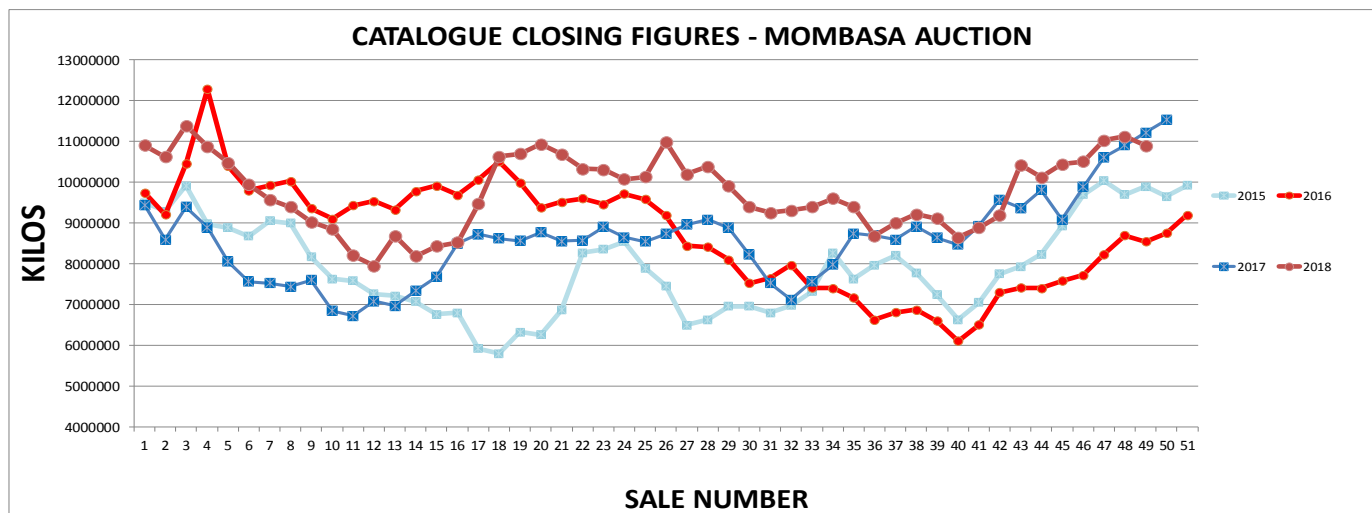


121	NYAMBYA	130	140	140	10	SAPTET	200	199	199	-1	TILUET	190	176	188	-2	ANKOLE	148	150	150	2
122	KAISUGU		139	139		KERITOR	200	198	198	-2	ELGON TEA	190	180	186	-4	GLOBAL VILLAGE	137	144	150	13
123	SAPTET	132	138	139	7	NGORONGO	202	185	196	-6	KAPSONGOI	194	182	186	-8	KAHUNA	154	135	150	-4
124	KIGEZI HIGHLAN	136	138	138	2	CHEMAMUL	192	188	196	4	SAPTET	199	175	185	-14	KAKONDE	168	145	150	-18
125	LIVINGSTONIA	128	138	138	10	ITONA	202	190	196	-6	KIPKEBE	193	174	180	-13	BUZIRASAGAMA	148	140	144	-4
126	MUNOBWA	122	136	138	16	KABIANGA	190	185	196	6	TINET	190	174	180	-10	RWENZORI	125	122	144	19
127	RWENZORI	128	138	138	10	KILIMA		185	195		KAYONZA	196	180	180	-16	NGOINA		140	140	
128	CHIMCHIM	140	135	137	-3	SIOMO	200	195	195	-5	LIVINGSTONIA		180	180		TORO	122	130	140	18
129	CUPATEA	135	137	137	2	CUPATEA	193	190	192	-1	MUFINDI	183	140	180	-3	BUGAMBE	162	138	138	-24
130	MOGENI	140	137	137	-3	ELGON TEA	190	192	192	2	TACHASIS	187	180	180	-7	KIBALE		138	138	
131	NYARINDA	135	135	137	2	KAPSONGOI	198	190	192	-6	CUPATEA	189	174	178	-11	MWENGE	144	132	138	-6
132	MUGOMA		136	136		LIVINGSTONIA		182	192		KAISUGU	190	178	178	-12	MUNOBWA	126	136	136	10
133	RUSEKERE	120	136	136	16	MATUTA	198	188	192	-6	KIPTAGICH	190	174	178	-12	KIJURA	125	121	130	5
134	KASAKU		136	136		IKANGA	186	186	190	4	CHEMAMUL	185	174	178	-7	MITYANA	130	125	127	-3
135	MWENGE	122	130	136	14	MUFINDI	172	190	190	18	KIPCHABO	170	170	178	8	MABALE		120	124	
136	TORO	118	134	136	18	LELAGOIN	185	186	188	3	CHIMCHIM		170	176		KASUNGA	114	122	122	8
137	ARC MOUNTAIN	128	135	135	7	KAYONZA		182	188		LELAGOIN	186	170	176	-10	LUWALA		122	122	
138	KIGUMBA	122	135	135	13	TACHASIS	193	186	188	-5	KABIANGA	184	174	176	-8	RUSEKERE	105	115	115	10
139	KIAMARA		134	134		SAKAWA	190	185	185	-5	GISOZI		170	175		NAMAYIBA	120	112	112	-8
140	MWERA	124	134	134	10	KIPSINENDE	190	185	185	-5	SAKAWA		174	174		MPANGA	120	112	112	-8
141	SALAMA	122	134	134	12	GISOZI		176	182		KIPSINENDE	180	172	174	-6	KIAMARA	106	108	110	4
142	DINDIRA	120	128	128	8	IGARA	185	180	180	-5	MAGURA	180	164	172	-8	ARC MOUNTAIN				
143	CHIVANJEE	118	128	128	10	CHIMCHIM	190	178	178	-12	MUGOMA	185	166	170	-15	BONDET				
144	MABALE	117	126	126	9	MUGOMA	170	170	170	0	IGARA		170	170		CHEBOSWA				
145	ARROKET					MUZIZI		165	165		SISIBA	192	170	170	-22	DINDIRA				
146	BUHWEJU					KIGEZI HIGHLAN	150	162	162	12	BWINDI	178	150	166	-12	EMROK				
147	CHEBOSWA					BWINDI	158	155	158	0	KIGEZI HIGHLAN	174	165	165	-9	GISOVU				
148	GISAKURA					KAKONDE	150	150	154	4	NYAMBYA	178	160	164	-14	JAMJI				
149	JAMJI					ARC MOUNTAIN		153	153		BUHWEJU	177	160	160	-17	KAISUGU				
150	KARAMBI					DINDIRA	164	150	150	-14	NYARINDA	164	108	160	-4	KARAMBI				
151	KARIRANA					KYAMUHUNGA	150	134	150	0	KALINZU	167	152	158	-9	KERICHO				
152	KASUNGA					MAGURA	152	145	150	-2	MOGENI	160	100	158	-2	KIBENA				
153	KELUNET					NYARINDA	167	150	150	-17	SWAZI	140	142	158	18	KIBWELE				
154	KERICHO					MOGENI	147	140	148	1	KYAMUHUNGA	172	152	155	-17	KIMUGU				
155	KIBALE					NYAMBYA	132	134	146	14	KAKONDE	170	150	150	-20	KOIVA				
156	KIMUGU					GLOBAL VILLAGE	134	134	140	6	ANKOLE	138	128	148	10	KORUMA				
157	KIPKEBE					KALINZU	141	140	140	-1	GLOBAL VILLAC	144	142	148	4	MABROUKIE				
158	KIPTAGICH					KIKO	147	140	140	-7	BUGAMBE	162	138	145	-17	MICHI				
159	KIPTENDEN					MWENGE	139	140	140	1	MUNOBWA	124	140	140	16	MONTE BRANCO				
160	KOIVA					KIJURA	118	136	136	18	RWENZORI	134	134	140	6	NGORONGO				
161	KORUMA					SWAZI	132	114	136	4	TORO	124	126	136	12	NSHILI KIVU				
162	LELAGOIN					KIGUMBA	136	135	135	-1	MWENGE	144	128	132	-12	RUTSIRO				
163	MABROUKIE					BUGAMBE	144	132	132	-12	BUZIRASAGAM	130	130	130	0	SAPTET				
164	MANARET					KARAMBI	114	128	132	18	KASAKU	120	130	130	10	SITOI				
165	MBOGO TEA					KASAKU	120	130	132	12	MABALE	120	124	130	10	TAGABI				
166	METTARORA					TORO	116	126	132	16	SALAMA	130	128	128	-2	TIRGAGA				
167	MONTE BRANCO					RWENZORI	125	131	131	6	MITYANA	130	120	127	-3	WUSH WUSH				
168	NAMAYIBA					MWERA	132	128	128	-4	DINDIRA	144	125	125	-19	CHEBANGO				
169	NGOINA					RUSEKERE	122	125	125	3	NAMAYIBA		112	120		CHEBUT				
170	NSHILI KIVU					MITYANA	126	125	125	-1	LUWALA	104	120	120	16	CHELAL				
171	SAKAWA					SALAMA	128	124	124	-4	MPANGA	119	120	120	1	CHEMAMUL				
172	SETYON					CHIVANJEE		120	122		KASUNGA	116	118	118	2	CHIVANJEE				
173	TAGABI					LUWALA	104	122	122	18	KIAMARA	116	114	118	2	EBEREGE				
174	WUSH WUSH					MABALE		120	122		KIJURA	120	118	118	-2	GIANCHORE				
175	BWINDI					NAMAYIBA	118	116	118	0	RUSEKERE	101	115	115	14	HIMA				
176	CHANGOI					KIAMARA	120	116	116	-4	ARC MOUNTAIN					IJENDA				



## CATALOGUE CLOSING FIGURES – 2017 Vs 2018

Sale No.	2015		2016		2017		2018		Diferencial 2018 Vs. 2017	
	Pkgs	Kilos	Pkgs	Kilos	Pkgs	Kilos	Pkgs	Kilos	Pkgs	Kilos
1	147,165	9,493,191.5	148,451	9,735,654.5	145,178	9,437,045.5	170,026	10,902,243.0	24,848	1,465,197.5
2	143,751	9,289,282.5	139,820	9,199,450.0	140,125	8,593,123.5	165,456	10,623,001.0	25,331	2,029,877.5
3	154,710	9,906,594.5	159,276	10,449,664.5	144,994	9,386,541.5	179,439	11,385,435.0	34,445	1,998,893.5
4	139,364	8,971,223.5	188,659	12,275,549.0	138,097	8,890,671.5	168,997	10,873,246.0	30,900	1,982,574.5
5	138,215	8,882,666.0	159,398	10,393,542.0	124,938	8,054,484.0	162,594	10,480,140.0	37,656	2,425,656.0
6	139,078	8,676,309.0	150,152	9,801,201.0	117,320	7,562,742.7	153,970	9,941,178.0	36,650	2,378,435.3
7	141,725	9,054,005.0	153,397	9,915,132.0	116,361	7,518,587.5	148,003	9,566,966.0	31,642	2,048,378.5
8	140,360	8,991,608.0	154,458	10,019,049.5	115,356	7,439,711.0	144,742	9,391,252.0	29,386	1,951,541.0
9	126,137	8,162,828.5	143,119	9,357,930.0	117,140	7,597,207.0	139,959	9,020,760.0	22,819	1,423,553.0
10	118,447	7,624,848.5	139,747	9,097,239.0	105,840	6,845,830.5	137,540	8,841,378.0	31,700	1,995,547.5
11	116,156	7,582,902.0	144,515	9,424,673.5	103,585	6,720,482.5	126,153	8,199,578.0	22,568	1,479,095.5
12	111,457	7,253,148.5	145,973	9,530,611.0	108,818	7,078,896.5	122,280	7,950,062.0	13,462	871,165.5
13	111,260	7,213,322.0	142,210	9,321,487.0	106,738	6,966,532.5	133,419	8,686,279.0	26,681	1,719,746.5
14	108,238	7,068,589.0	150,415	9,774,359.5	111,839	7,331,690.5	126,598	8,187,381.0	14,759	855,690.5
15	103,540	6,756,161.5	151,648	9,914,957.5	117,718	7,672,851.0	129,007	8,426,139.0	11,289	753,288.0
16	103,558	6,793,729.5	147,839	9,679,159.0	130,737	8,495,693.0	130,302	8,519,375.0	- 435	23,682.0
17	91,359	5,913,640.0	153,600	10,060,731.0	133,590	8,719,546.0	144,877	9,683,195.0	11,287	743,649.0
18	88,870	5,793,234.0	151,268	10,502,473.0	132,188	8,612,581.5	161,933	10,628,353.0	29,745	2,015,771.5
19	97,877	6,325,414.5	152,683	9,983,086.0	131,831	8,558,320.5	163,252	10,697,993.0	31,421	2,139,672.5
20	95,917	6,255,617.5	142,133	9,369,893.0	134,729	8,763,410.0	167,272	10,932,188.0	32,543	2,168,778.0
21	105,301	6,860,389.0	144,104	9,509,564.0	131,634	8,550,796.0	163,267	10,680,522.0	31,633	2,129,726.0
22	126,760	8,271,169.5	146,216	9,600,156.0	131,700	8,572,204.0	158,259	10,326,586.0	26,559	1,754,382.0
23	128,075	8,350,540.0	143,286	9,455,061.0	137,700	8,897,500.0	158,710	10,310,596.0	21,010	1,413,096.0
24	132,269	8,542,152.5	148,330	9,714,505.0	132,606	8,644,644.0	156,160	10,069,790.0	23,554	1,425,146.0
25	122,540	7,885,358.5	146,750	9,575,912.5	130,856	8,539,642.0	158,268	10,130,119.0	27,412	1,590,477.0
26	115,820	7,454,433.5	140,955	9,185,569.0	134,420	8,734,861.0	172,659	10,990,667.0	38,239	2,255,806.0
27	103,079	6,497,391.0	128,199	8,441,443.0	137,592	8,961,409.0	157,618	10,195,939.0	20,026	1,234,530.0
28	104,121	6,623,266.0	129,427	8,405,546.0	139,587	9,082,566.0	161,018	10,378,590.0	21,431	1,296,024.0
29	108,008	6,955,793.5	124,024	8,100,347.0	136,100	8,885,641.0	153,715	9,904,349.0	17,615	1,018,708.0
30	108,691	6,959,013.0	116,127	7,517,405.5	127,020	8,224,195.0	145,382	9,386,647.0	18,362	1,162,452.0
31	105,873	6,799,496.0	118,392	7,648,417.0	116,082	7,525,278.0	143,838	9,249,722.0	27,756	1,724,444.0
32	108,114	6,969,936.0	121,941	7,968,002.0	109,583	7,112,977.0	145,418	9,304,245.0	35,835	2,191,268.0
33	112,658	7,309,670.0	114,684	7,411,426.0	117,196	7,560,646.0	146,137	9,387,631.0	28,941	1,826,985.0
34	127,634	8,264,301.0	115,065	7,401,593.0	124,100	7,974,797.0	149,397	9,595,599.5	25,297	1,620,802.5
35	117,496	7,627,780.0	111,398	7,162,051.0	134,339	8,736,776.0	146,652	9,389,530.5	12,313	652,754.5
36	122,536	7,966,281.0	103,211	6,620,776.0	133,343	8,692,718.0	134,282	8,680,839.5	939	- 11,878.5
37	126,530	8,203,020.0	105,363	6,801,861.0	131,860	8,589,806.0	139,101	8,989,967.0	7,241	400,161.0
38	119,001	7,777,556.0	105,991	6,874,694.0	136,152	8,913,732.0	143,642	9,210,797.0	7,490	297,065.0
39	111,481	7,239,521.5	102,399	6,593,834.0	132,480	8,632,611.0	140,946	9,108,030.5	8,466	475,419.5
40	101,483	6,622,758.0	93,697	6,101,035.0	129,850	8,468,285.0	132,790	8,647,179.5	2,940	178,894.5
41	107,818	7,049,132.0	100,438	6,506,134.0	137,560	8,931,039.0	136,599	8,885,007.0	- 961	- 46,032.0
42	118,170	7,748,847.5	113,860	7,296,708.0	147,380	9,566,121.5	140,880	9,187,387.5	- 6,500	- 378,734.0
43	120,677	7,928,530.5	113,933	7,409,459.5	143,755	9,362,940.0	160,311	10,419,218.5	16,556	1,056,278.5
44	125,671	8,229,490.0	113,258	7,400,472.0	150,080	9,803,157.5	155,019	10,118,475.5	4,939	315,318.0
45	135,680	8,917,671.0	115,579	7,575,449.0	138,321	9,075,225.0	159,826	10,440,717.5	21,505	1,365,492.5
46	147,214	9,690,340.5	118,525	7,716,618.5	151,239	9,885,740.0	161,570	10,503,250.5	10,331	617,510.5
47	154,592	10,029,678.0	126,695	8,229,984.0	162,135	10,607,228.0	169,339	11,025,908.0	7,204	418,680.0
48	148,029	9,688,808.0	133,650	8,694,053.5	167,935	10,903,011.0	171,736	11,119,224.5	3,801	216,213.5
49	150,710	9,887,393.0	132,838	8,544,808.0	172,760	11,213,580.0	166,856	10,894,351.5	- 5,904	- 319,228.5
50	146,819	9,649,589.0	136,984	8,747,685.0	178,260	11,522,884.0			- 178,260	- 11,522,884.0
51	151,404	9,922,846.0	141,000	9,192,163.0						
<b>Total</b>	<b>6,231,438</b>	<b>403,930,467.0</b>	<b>6,825,080</b>	<b>445,208,574.5</b>	<b>6,630,747</b>	<b>430,417,958.7</b>	<b>7,405,214</b>	<b>479,247,029.0</b>	<b>774,467</b>	<b>48,829,070.3</b>



(Please note figures inclusive of reprints)

# WEATHER REPORT

## KENYA

The week has been hot and dry with alternate scattered showers in both main Kenyan tea growing regions. Crop levels still substantial at 60-90 tons per day.

## UGANDA

Western Uganda received a total of 147mm of rainfall last week. Fort Portal area received 59mm of rainfall on average and experienced 27<sup>0</sup>C maximum and 18<sup>0</sup>C minimum temperatures. Hoima received 14.0 mm average rainfall. Kibale received 56.0mm of rainfall and experienced 30<sup>0</sup>C maximum and 22<sup>0</sup>C minimum temperatures while Bushenyi received 18.0 mm of rainfall and experienced 11<sup>0</sup>C minimum and 27<sup>0</sup>C maximum temperatures. Crop levels maintained.