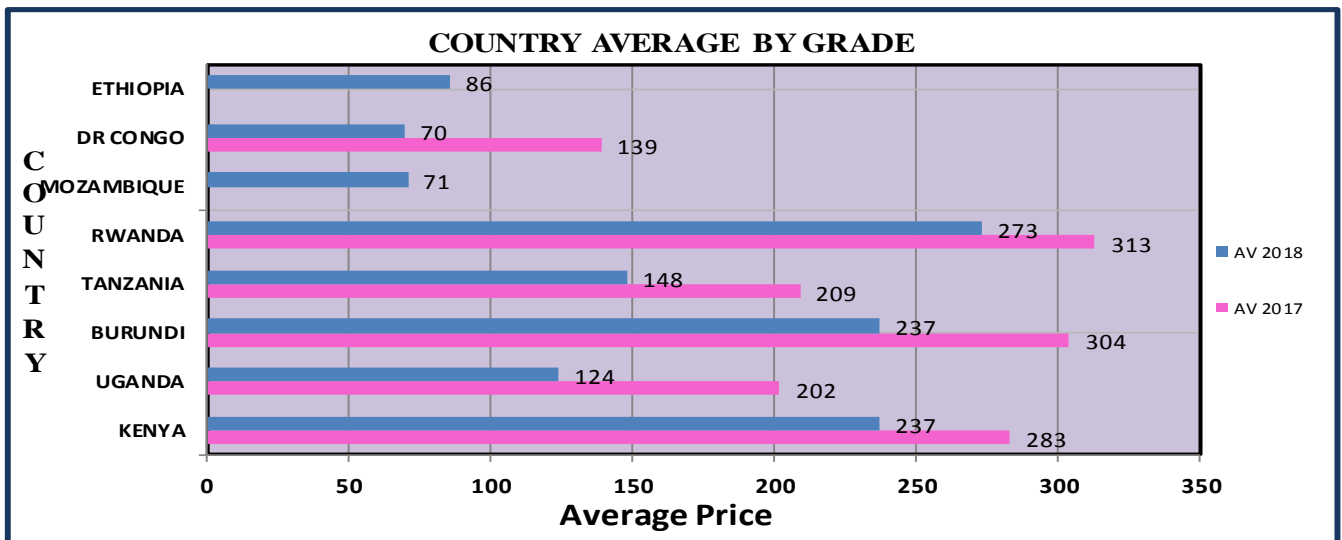


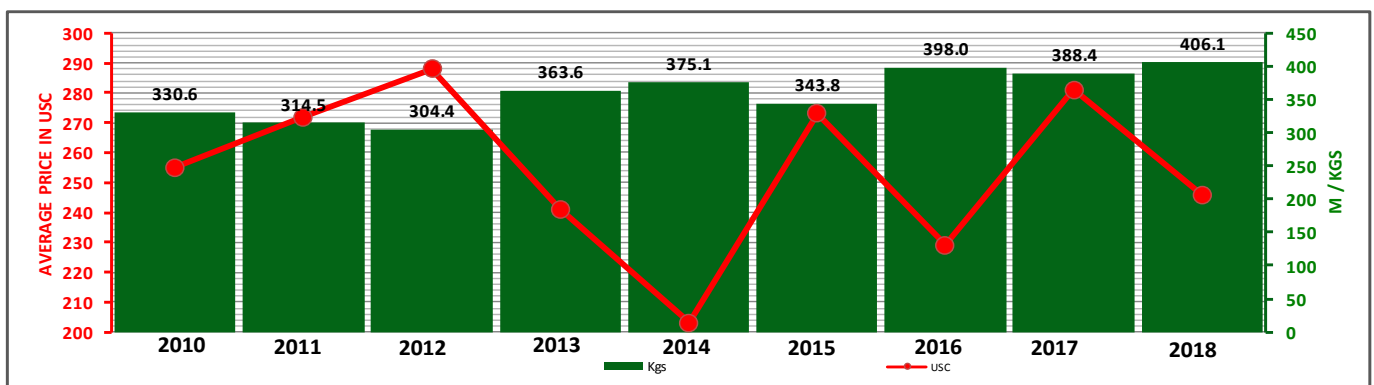
Mombasa Auction: Country Average Prices in US Cents Sale 47 (2017 vs. 2018)

COUNTRY	AV 2017	AV 2018	BP1	PF1	PD	D1	BP	PF	D	FNGS	BMF
KENYA	283	237	251	255	232	249	129	154	120	136	77
UGANDA	202	124	125	134	144	141	105	113	110	86	75
BURUNDI	304	237	227	251	250	236				148	
TANZANIA	209	148	131	185	183	163	98	118	104	100	73
RWANDA	313	273	349	270	271	260	275	229	209	213	113
MOZAMBIQUE		71								82	71
DR CONGO	139	70									70
ETHIOPIA		86						113	68		
ALL AUCTION AVERAGE	273	219	237	247	219	222	161	136	121	121	75



Mombasa Auction - Auction Quantities & Average Prices 2010 - 2018

	Jan		Feb		Mar		Apr		May		Jun		Jul		Aug		Sep		Oct		Nov		Dec		Total	
	Kgs	USC	Kgs	USC	Kgs	USC	Kgs	USC	Kgs	USC	Kgs	USC	Kgs	USC	Kgs	USC	Kgs	USC	Kgs	USC	Kgs	USC	Kgs	USC	Kgs	USC
2018	49.3	279	34.3	281	29.6	265	39.9	252	38.7	247	37.3	239	43.7	233	32.2	222	31.8	226	41.8	226	28.4	221			406.1	246
2017	40.9	284	25.4	285	25.2	274	28.7	272	38.7	275	31.0	289	31.2	283	27.1	275	32.3	286	40.9	291	35.5	283	31.3	266	388.4	281
2016	37.0	256	36.6	237	40.7	223	35.3	204	44.4	212	34.2	227	29.2	231	21.7	218	23.8	222	24.6	223	36.3	250	23.6	252	398.0	229
2015	33.5	214	31.0	227	30.2	254	22.4	257	21.2	285	35.4	300	21.9	310	22.4	294	32.1	284	25.3	302	32.4	289	35.4	285	343.8	273
2014	25.1	256	30.6	224	36.6	208	21.8	207	35.7	196	44.9	191	28.1	205	24.6	203	33.2	190	28.1	192	33.6	191	32.8	189	375.1	203
2013	35.7	305	29.9	292	28.5	264	32.0	237	31.5	239	34.7	231	34.6	229	25.5	228	24.0	213	28.4	202	32.5	210	26.5	234	363.6	241
2012	36.1	264	27.2	265	23.9	274	22.8	279	17.8	281	24.1	289	26.8	299	22.6	309	21.9	304	31.8	297	27.9	304	21.4	307	304.4	288
2011	24.8	294	24.6	277	31.4	274	17.1	266	32.9	262	30.4	271	25.4	282	26.2	282	20.8	267	23.4	265	33.8	266	23.8	261	314.5	272
2010	27.9	284	29.1	295	33.5	280	24.6	261	41.6	235	33.7	222	27.2	216	25.1	250	17.9	249	18.3	250	30.5	254	21.0	270	330.6	255

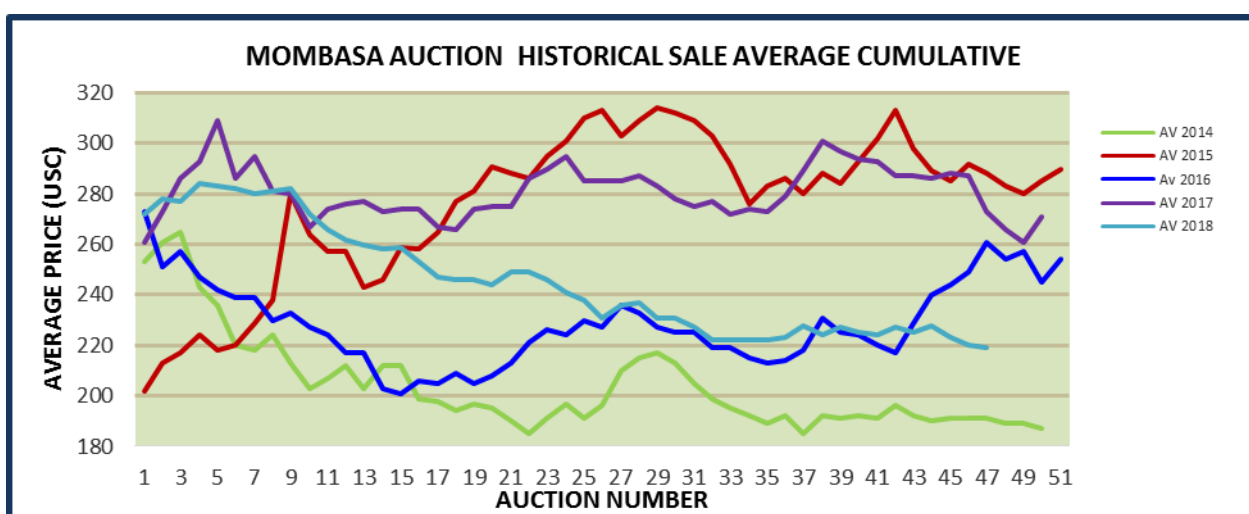


November figures include sold kilos and average price for sale 45, 46 and 47 only.

Kilos Sold By Country - Sale no. 47 & Cumulative to date (2017 Vs 2018)

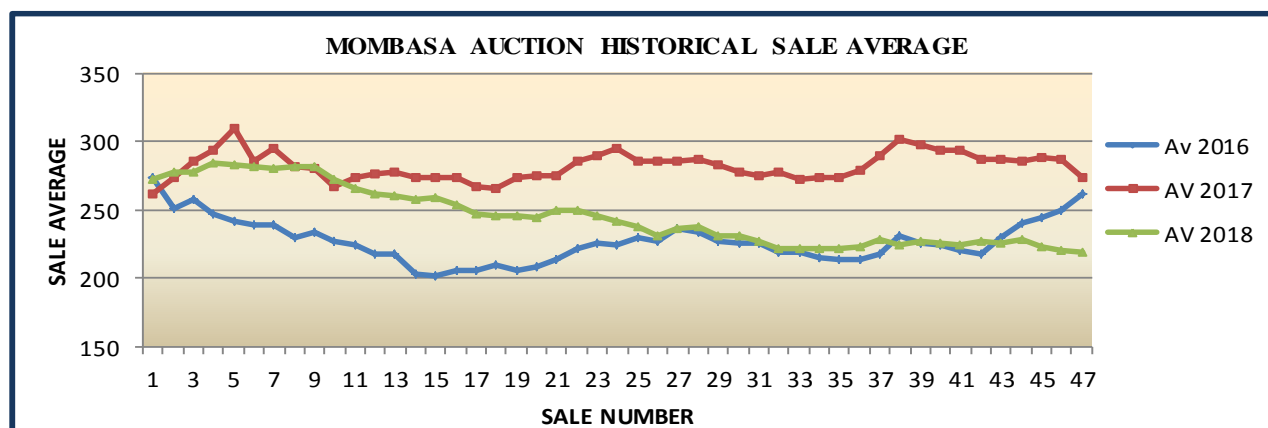
	Current Sale 47/2018		Same Sale Last Year 47/2017		Year To Date Sale 01-47/2018		Last Year To Date Sale 01-47/2017	Variance 2018 vs 2017
	Pkgs	Kilos	Pkgs	Kilos	Pkgs	Kilos	Kilos	Kilos
KENYA	112,800	7,576,710.00	113,621	7,636,791.00	4,672,380	313,967,451.30	280,912,633.30	33,054,818
UGANDA	24,879	1,409,766.00	18,380	1,040,861.00	946,323	52,623,452.00	43,618,871.00	9,004,581
BURUNDI	2,260	143,102.00	1,800	115,677.00	117,917	7,442,656.00	6,891,684.00	550,972
TANZANIA	4,660	263,994.00	4,540	270,332.00	191,529	10,438,989.00	6,515,012.00	3,923,977
RWANDA	6,100	416,940.00	5,420	365,228.00	298,764	20,290,957.50	17,210,748.50	3,080,209
MALAWI							24,120.00	(24,120)
MADAGASCAR					340	18,548.00	59,844.00	(41,296)
MOZAMBIQUE	300	11,676.00			13,110	572,043.00	651,540.00	(79,497)
DR CONGO	420	20,916.00	720	39,416.00	3,101	185,634.00	439,688.00	(254,054)
ETHIOPIA	280	11,931.00			13,695	589,200.00	791,054.00	(201,854)
TOTALS:	151,699	9,855,035.00	144,481.0	9,468,305.00	6,257,159	406,128,930.80	357,115,194.80	49,215,590

MOMBASA AUCTION – HISTORICAL AVERAGE CUMMULATIVE



Mombasa Auction - Historical Averages Comparative 2016 - 2018

SALE NO.	Av 2016	AV 2017	AV 2018	2018	2018	2018	2018	2018	2018	2018	2018	2018
				BP1	PF1	PD	D1	BP2	PF2	D2	FNGS	BMF
1	273	261	272	262	287	293	290	195	185	185	171	142
2	251	273	278	277	294	298	299	201	180	184	174	138
3	257	286	277	276	301	298	302	196	175	188	166	131
4	247	293	284	278	310	298	303	204	184	191	169	130
5	242	309	283	269	306	301	310	204	179	201	169	126
6	239	286	282	277	303	300	317	190	175	197	164	125
7	239	295	280	274	300	302	309	202	186	204	166	131
8	230	281	281	278	298	301	307	203	180	199	169	129
9	233	280	282	284	300	300	304	197	182	195	172	130
10	227	267	272	263	289	296	301	199	187	204	171	131
11	224	274	266	262	284	279	278	210	178	194	169	128
12	217	276	262	256	279	282	282	185	181	186	167	127
13	217	277	260	253	288	261	268	187	181	179	172	130
14	203	273	258	253	281	264	270	189	185	180	171	137
15	201	274	259	256	281	262	269	179	183	172	168	136
16	206	274	253	251	276	261	267	196	181	172	167	131
17	205	267	247	241	274	244	254	192	186	179	170	127
18	209	266	246	227	271	249	253	176	176	171	164	128
19	205	274	246	227	273	248	254	171	172	168	164	129
20	208	275	244	222	274	245	251	177	168	159	164	127
21	213	275	249	222	278	252	258	162	170	165	158	121
22	221	286	249	221	276	253	256	176	175	165	158	114
23	226	290	246	229	273	253	254	168	168	166	154	108
24	224	295	241	229	267	250	248	164	162	163	150	104
25	230	285	238	228	266	247	245	150	161	158	149	98
26	227	285	231	206	261	242	246	150	143	154	137	91
27	236	285	236	223	264	243	245	149	149	157	138	95
28	233	287	237	232	262	244	249	152	152	163	140	98
29	227	283	231	242	251	240	241	151	156	163	142	101
30	225	278	231	236	257	235	233	145	149	164	144	103
31	225	275	227	242	250	227	231	141	148	156	144	104
32	219	277	222	236	244	224	220	162	145	152	132	107
33	219	272	222	242	242	221	222	147	142	141	127	109
34	215	274	222	247	240	227	233	146	145	142	127	102
35	213	273	222	240	243	228	236	147	138	144	128	102
36	214	279	223	234	239	235	232	146	132	141	123	98
37	218	289	228	250	244	242	240	134	132	138	131	91
38	231	301	224	247	244	232	247	132	124	132	119	90
39	225	297	227	239	245	240	248	121	134	139	132	92
40	224	294	225	227	247	232	241	131	139	134	122	91
41	220	293	224	235	239	234	238	147	147	145	139	95
42	217	287	227	246	245	234	238	138	141	138	137	94
43	229	287	225	229	244	233	237	152	142	142	130	88
44	240	286	228	239	243	234	243	159	140	134	136	84
45	244	288	223	248	239	227	238	172	139	131	125	83
46	249	287	220	240	240	224	228	173	127	123	113	77
47	261	273	219	237	247	219	222	161	136	121	121	75
Average	227	282	246	245	267	255	259	170	159	163	150	111



Actual Packages on offer for coming sale 48 of 26th & 27th November, 2018

(By Grade / by Country)

	BP1	PF1	PD	DUST1	BP2	PF2	DUST2	FNGS	BMF	Total
KENYA	15,400	48,860	31,470	11,740	540	2,560	3,500	6,310	3,620	124,000
UGANDA	2,140	5,278	7,478	4,120	480	2,280	1,040	2,960	3,640	29,416
RWANDA	1,440	3,600	1,480	720	280	160	320	340	20	8,360
TANZANIA	960	3,000	1,080	280	280	380	260	280	820	7,340
BURUNDI	800	640	280	160	0	0	40	140	0	2,060
ETHIOPIA	0	0	0	0	0	0	140	140	0	280
MOZAMBIQUE	0	0	0	0	0	0	0	0	280	280
Total	20,740	61,378	41,788	17,020	1,580	5,380	5,300	10,170	8,380	171,736

Upcoming Auction Offerings by Country

Sale no. 48 and 49/ 2018

COUNTRY	Sale 48/ 2018 (Actual packages)		Sale 49/ 2018		VARIANCE Kgs
	Pkgs	Kgs	Pkgs	Kgs	
KENYA	124,000.00	8,300,740.00	123,096.00	8,307,192.50	(6,452.50)
UGANDA	29,416.00	1,677,806.00	27,060.00	1,526,153.00	151,653.00
RWANDA	8,360.00	534,845.50	8,080.00	548,263.00	(13,417.50)
BURUNDI	2,060.00	168,720.00	2,140.00	135,428.00	33,292.00
TANZANIA	7,340.00	414,206.00	6,340.00	371,796.00	42,410.00
ETHIOPIA	280.00	11,763.00	140.00	5,519.00	6,244.00
D R CONGO	-	-			-
MOZAMBIQUE	280.00	11,144.00			11,144.00
TOTALS:	171,736.00	11,119,224.50	166,856.00	10,894,351.50	224,873.00

MAIN GRADE COMPARATIVE RANKINGS – SALE 47 2018

Mark	BP1				Mark	PF1				Mark	PD				Mark	DUST1			
	Pre	Lo	High	De		Prev	Low	Hig	Dev		Pre	Low	Hig	De		Prev	Lo	Hig	Dev
1 NYABIHU	420	410	420	0	MUNUNGA	320	326	330	10	KITABI	340	346		KITABI	330	330	330	0	
2 RUBAYA	437	406	410	-27	KITABI	320	310	324	4	NYABIHU	340	342		KATHANGARIRI	322	306	324	2	
3 NSHILI KIVU	391	398	401	10	GATHUTHI	318	320	324	6	RUBAYA	324	324		GATHUTHI	320	321	322	2	
4 KITABI	460	400	400	-60	RUKURIRI	316	318	322	6	GACHARAGE	296	288	302	6	KIMUNYE	318	316	318	0
5 GISOVU	399	398	398	-1	KIMUNYE	302	308	312	10	IMENTI	298	295	301	3	RUBAYA	310	310		
6 MATA	398	390	390	-8	KATHANGARIRI	310	306	311	1	GITHONGO	296	280	298	2	KINORO	300	296	310	10
7 RUTSIRO	368	390	390	22	IMENTI	303	305	307	4	GATHUTHI	299	295	297	-2	IMENTI	305	307	307	2
8 IMENTI	386	353	366	-20	KANGAITA	292	296	304	12	KIMUNYE	296	292	296	0	MUNGANIA	320	298	307	-13
9 KATHANGARIRI	336	330	350	14	MUNGANIA	296	300	304	8	NDIMA	294	288	296	2	GACHARAGE	318	305	305	-13
10 GITUGI	341	326	346	5	NJUNU	298	300	304	6	KATHANGARIRI	300	292	295	-5	MAKOMBOKI	318	287	305	-13
11 GITHONGO	332	326	344	12	NDIMA	296	300	303	7	MUNUNGA	297	290	294	-3	NGERE	308	298	305	-3
12 MUSHUBI	335	335			NYABIHU	310	300	302	-8	RUKURIRI	300	293	294	-6	KANGAITA	300	302	304	4
13 MUNUNGA	330	305	319	-11	GACHARAGE	292	295	300	8	KINORO	295	291	291	-4	KIONYO	292	304		
14 NJUNU	338	300	316	-22	KAMBAA	292	296	300	8	NDUTI	289	285	291	2	MUNUNGA	314	302	304	-10
15 GATHUTHI	317	312	312	-5	GITUGI	296	294	298	2	GITUGI	298	290	290	-8	NJUNU	320	300	303	-17
16 GISAKURA	324	310	310	-14	IKUMBI	286	290	296	10	KAMBAA	290	285	290	0	NDIMA	316	296	301	-15
17 KIEGOI	325	306	310	-15	NGERE	287	293	296	9	KIONYO	280	290			GITUGI	320	300	300	-20
18 KIONYO	304	284	310	6	KAGWE	289	293	295	6	MUNGANIA	292	290	290	-2	KAMBAA	314	295	300	-14
19 KAMBAA	312	280	307	-5	KINORO	287	291	295	8	NJUNU	298	290	290	-8	RUKURIRI	315	300	300	-15
20 KIMUNYE	320	300	306	-14	MAKOMBOKI	284	289	295	11	GACHEGE	287	287	289	2	KAGWE	314	290	299	-15
21 GATUNGURU	314	290	304	-10	RUBAYA	296	285	294	-2	NDARUGU	291	286	289	-2	KIRU	314	292	298	-16
22 KINORO	306	287	304	-2	GITHONGO	292	292	294	2	THETA	296	285	289	-7	GISOVU	294	294		
23 MUNGANIA	338	294	304	-34	KIONYO	288	292	294	6	IRIAINI	294	285	288	-6	RAGATI	307	285	292	-15
24 NGERE	318	285	304	-14	CHINGA	282	288	293	11	RAGATI	291	285	287	-4	NDUTI	316	292	292	-24
25 RUKURIRI	331	292	304	-27	GATUNGURU	290	290	293	3	GATUNGURU	292	285	287	-5	THETA	300	290	292	-8
26 IRIAINI	306	285	302	-4	GITHAMBO	286	290	292	6	GITHAMBO	291	285	287	-4	CHINGA	308	290	290	-18
27 NDIMA	315	290	302	-13	KIEGOI	286	290	292	6	KAGWE	290	285	287	-3	GATUNGURU	316	290	290	-26
28 GITHAMBO	320	292	300	-20	THETA	289	290	292	3	NGERE	292	284	287	-5	GITHONGO	306	290	290	-16
29 IGEMBE	306	300	300	-6	THUMAITA	284	288	292	8	THUMAITA	291	285	287	-4	IKUMBI	309	290	290	-19
30 THUMAITA	310	295	300	-10	NDUTI	286	290	290	4	KANGAITA	296	284	286	-10	IRIAINI	318	288	290	-28
31 KANGAITA	308	290	298	-10	MATA	285	285	289	4	KANYENYA	289	282	286	-3	KANYENYA	305	285	290	-15
32 THETA	322	287	298	-24	RAGATI	282	285	289	7	IKUMBI	294	282	285	-9	MATAARA	290	290		
33 CHINGA	299	285	296	-3	MATAARA	284	284	289	5	KIRU	292	282	285	-7	NDARUGU	305	290	290	-15
34 RAGATI	322	292	296	-26	WERU	278	285	289	11	MAKOMBOKI	290	280	285	-5	THUMAITA	305	290	290	-15
35 IKUMBI	311	280	296	-15	IRIAINI	284	284	288	4	MATAARA	289	285	285	-4	GITHAMBO	300	280	286	-14
36 KAGWE	310	290	296	-14	IGEMBE	276	280	286	10	CHINGA	296	277	284	-12	MICHI	275	284		
37 MAKOMBOKI	305	288	294	-11	KIRU	279	284	286	7	IGEMBE	296	282	284	-12	GACHEGE	262	274		
38 NDUTI	300	294	294	-6	NDARUGU	280	280	286	6	KIEGOI	296	280	282	-14	MATA	282	270	270	-12
39 NDARUGU	308	265	292	-16	RUTSIRO	278	282	282	4	WERU	297	278	280	-17	NSHILI KIVU	267	267		
40 GACHEGE	299	275	290	-9	KANYENYA	273	270	279	6	MICHI	290	272	276	-14	KARONGI	256	258	258	2
41 MATAARA	328	280	290	-38	GACHEGE	280	276	278	-2	OLENG	284	260	270	-14	MUSHUBI	257	257		
42 WERU	300	280	288	-12	KARONGI	262	263	274	12	MOMUL	266	265	268	2	GISAKURA	250	255	255	5
43 KANYENYA	316	278	284	-32	GISOVU	270	265	273	3	MATA	278	255	260	-18	MOMUL	258	254	255	-3
44 KIRU	306	284	284	-22	GISAKURA	266	268	270	4	SANGANYI	246	254	260	14	KAMARYA	244	240	248	4
45 PFUNDA	266	270	274	8	MOMUL	270	268	270	0	IJENDA	251	258	258	7	NYANKOBA	240	246		
46 NYANKOBA	289	266	274	-15	NSHILI KIVU	268	266	270	2	RWEGURA	246	250	254	8	IJENDA	244	244		
47 MOMUL	248	267	270	22	MICHI	264	264	268	4	NYANKOBA	253	245	253	0	SANGANYI	252	242	242	-10
48 MICHI	270	265	265	-5	NYANKOBA	259	268	268	9	TEZA	246	250	252	6	TEBESONIK	242	242	242	0
49 OLENG	242	262	262	20	OLENG	257	250	264	7	TEBESONIK	253	244	250	-3	MOTIGO	240	240	240	0
50 SHAGASHA	272	250	255	-17	SANGANYI	264	252	264	0	SIONGO	248	245	249	1	SIONGO	240	235	239	-1
51 SANGANYI	246	248	254	8	MUSHUBI	255	262			MABAYI	240	242	244	4	TIRGAGA	232	229	238	6
52 MULINDI	250	250			GIANCHORE	260	250	262	2	KARONGI	240	240			TEZA	239	230	234	-5
53 GIANCHORE	224	226	248	24	TORA	244	250	259	15	MUSHUBI	240	240			MUDETE	233	233		
54 NDARAWETTA	224	228	244	20	SIONGO	252	254	257	5	NSHILI KIVU	250	235	240	-10	SHAGASHA	215	230	230	15
55 TORA	234	232	240	6	RWEGURA	243	252	254	11	GIANCHORE	238	234	240	2	CHEMOMI	242	228	228	-14
56 TIRGAGA	220	230	236	16	TEZA	244	252	254	10	MOGOGO	229	234	238	9	KAPKATET	230	228	228	-2
57 CHEMOMI	214	218	236	22	KAPKATET	242	244	252	10	OGEMBO	234	232	238	4	ROROK	228	228		
58 MABAYI	220	235	235	15	MABAYI	242	252	252	10	ROROK	234	234	238	4	KAPKO	223	224	225	2
59 TEBESONIK	255	235	235	-20	TEBESONIK	246	247	252	6	TOROR	232	232	238	6	MOGOGO	225	222	225	0
60 RWEGURA	214	215	229	15	IJENDA	240	230	250	10	KAPKATET	229	227	237	8	PFUNDA	220	225	225	5

61	KAPKO	228	224	226	-2	MOTIGO	244	245	249	5	MUDETE	228	225	237	9	KEBIRIGO	218	225	225	7
62	KEBIRIGO	222	226	226	4	OGEMBO	243	240	248	5	KOBEL	231	230	236	5	MWAMU	225	225	225	0
63	MWAMU	210	210	226	16	PFUNDA	256	245	247	-9	TIRGAGA	232	234	236	4	MULINDI	224	216	222	-2
64	KAPSET		210	222		TIRGAGA	246	241	247	1	BOITO	231	233	236	5	CHEBANGO		219	219	
65	LITEIN	220	212	222	2	TOMBE	244	242	246	2	CHEMOMI	228	222	236	8	BOITO	225	218	218	-7
66	ROROK	220	210	222	2	SHAGASHA	244	243	245	1	LITEIN	240	234	236	-4	MOKAMA	220	218	218	-2
67	SIONGO	220	212	222	2	MOGOGO	236	240	244	8	MOTIGO	233	232	236	3	TOMBE		218	218	
68	TOMBE	224	222	222	-2	TEGAT	238	240	244	6	MWAMU	234	234	236	2	KIBWARI	226	214	216	-10
69	TEZA	220	220	220	0	MULINDI	253	240	242	-11	TOMBE		230	236		NDARAWETTA	220	214	214	-6
70	IJENDA	218	214	216	-2	CHEMOMI	230	233	242	12	KAPKO	234	230	234	0	KARIRANA	218	208	212	-6
71	KAPKATET	212	206	216	4	MUDETE	238	240	242	4	KAPTUMO	227	225	234	7	SOKOT		208	211	
72	MOTIGO	214	212	212	-2	TOROR	240	238	242	2	MOKAMA	232	230	234	2	MARAMBA	216	205	210	-6
73	NYAMACHE	216	212	212	-4	BOITO	236	237	240	4	TEGAT	230	234	234	4	SIRET	220	210	210	-10
74	OGEMBO	218	210	212	-6	KAMARYA	230	230	240	10	ITUMBE	230	230	232	2	KAIMOSI	214	210	210	-4
75	MOGOGO		208	210		KEBIRIGO	240	240	240	0	KAPSET	234	230	232	-2	KEPCHOMO	226	210	210	-16
76	BOITO	214	205	210	-4	MOKAMA	241	238	240	-1	KEBIRIGO	229	232	232	3	LITEIN	226	210	210	-16
77	CHELAL	214	210	210	-4	NYAMACHE	240	238	240	0	NYAMACHE	229	232	232	3	OGEMBO		210	210	
78	EBEREGE	210	210	210	0	KAPKO	236	237	239	3	EBEREGE	232	230	231	-1	TAITO		210	210	
79	TEGAT	218	210	210	-8	CHELAL	234	236	238	4	CHEBUT	225	225	230	5	KOBEL	212	202	206	-6
80	KAPTUMO	216	209	209	-7	EBEREGE	236	236	238	2	CHELAL	232	230	230	-2	NGORONGO	216	206	206	-10
81	KOBEL	214	208	208	-6	ITUMBE	234	236	238	4	KAPSARA	229	225	227	-2	SITOI	210	200	206	-4
82	KAPSARA	205	208	208	3	KAPSET	232	232	238	6	MULINDI	225	218	224	-1	MANARET		202	202	
83	CHEBUT	205	200	205	0	LITEIN	232	238	238	6	KAMARYA	226	220	224	-2	REYNA	216	202	202	-14
84	KIBWARI	202	188	204	2	MWAMU	232	236	238	6	KIBWARI	218	214	216	-2	CHANGOI		202	202	
85	MARAMBA	187	187	203	16	ROROK	234	238	238	4	MARAMBA	216	205	212	-4	KAPTUMO		200	202	
86	SIRET	200	185	194	-6	CHEBUT	228	230	234	6	SHAGASHA	219	212	212	-7	TOIYOI	202	202	202	0
87	NGORONGO	185	180	191	6	KAPTUMO	235	232	234	-1	NDARAWETTA	215	210	212	-3	ITUMBE		201	201	
88	EMROK	200	160	190	-10	NDARAWETTA	228	224	234	6	TAITO	214	210	212	-2	ARROKET	208	200	200	-8
89	TOIYOI		178	185		KOBEL	240	232	232	-8	KARIRANA	218	202	210	-8	MBOGO TEA	208	200	200	-8
90	SITOI	170	180	180	10	MBOGO TEA	220	214	230	10	MANARET	216	202	210	-6	KAPCHORUA	206	200	200	-6
91	CHEBANGO	173	152	170	-3	KAPSARA	235	230	230	-5	CHANGOI	212	204	210	-2	KAYONZA		200	200	
92	KABALE		170	170		KIBWARI	224	228	230	6	KAIMOSI	212	208	210	-2	TINDERET	198	200	200	2
93	TAITO	190	170	170	-20	CHEBANGO	224	218	227	3	NGORONGO	216	202	208	-8	METTARORA	206	190	198	-8
94	ITONA	106	144	154	48	KARIRANA	218	210	224	6	KIP KOIMET	224	208	208	-16	DL TEAS	204	196	198	-6
95	KAYONZA	140	134	152	12	NJERU		180	222		KEPCHOMO	246	206	206	-40	SETYON	208	196	196	-12
96	KIPCHABO	162	150	152	-10	MABROUKIE	220	211	220	0	SOKOT		206	206		IGARA	200	188	192	-8
97	SIOMO	145	152	152	7	KEPCHOMO	224	218	220	-4	REYNA	214	202	204	-10	KAPSET	220	192	192	-28
98	TACHASIS	140	142	142	2	KIP KOIMET	220	218	218	-2	SETYON	211	196	204	-7	KIPKEBE	200	191	191	-9
99	CHIMCHIM	138	140	140	2	MARAMBA	218	208	216	-2	SITOI	212	200	204	-8	LELAGOIN	192	184	190	-2
100	TINET	144	140	140	-4	SIRET	224	215	215	-9	TOIYOI	206	204	204	-2	TINET	195	187	190	-5
101	MOGENI	138	130	140	2	MANARET	218	210	214	-4	SIRET	220	200	202	-18	CUPATEA		189	189	
102	IKANGA		138	138		DL TEAS	222	202	214	-8	KAPCHORUA	208	200	202	-6	ELGON TEA	210	188	188	-22
103	BUHWEJU	124	136	136	12	TAITO	210	208	214	4	EMROK	212	196	200	-12	TACHASIS	193	188	188	-5
104	LELAGOIN	130	122	136	6	SOKOT	220	210	213	-7	MBOGO TEA	211	196	200	-11	KOIWA		185	185	
105	KIGEZI HIGHLAND	120	136			EMROK	222	205	211	-11	CHEBANGO	204	198	200	-4	MUZIZI	195	185	185	-10
106	CUPATEA		135	135		SETYON	217	200	211	-6	DL TEAS	206	196	200	-6	TILYA	188	183	183	-5
107	KIPTAGICH		134	135		METTARORA	215	200	209	-6	SIOMO	204	198	200	-4	KABIANGA	188	180	180	-8
108	MUZIZI	120	135	135	15	SITOI	220	205	209	-11	TINDERET	206	200	200	-6	BWINDI	180	176	176	-4
109	NYARINDA	135	135	135	0	ARROKET	200	204	208	8	SAPTET	197	187	199	2	CHEBOSWA	182	175	175	-7
110	KIBALE		134	134		KAISUGU	209	200	208	-1	BONDET	210	198	198	-12	ARC MOUNTAIN		174	174	
111	KIPSINENDE	133	134	134	1	TINET	206	200	208	2	METTARORA	211	190	198	-13	BUHWEJU	172	170	174	2
112	KYAMUHUNGA	126	134	134	8	KIPTENDEN	204	204	204	0	KAYONZA	202	194	196	-6	KIGEZI HIGHLAND	182	174	174	-8
113	KERICHO	129	132	132	3	NGORONGO	200	200	202	2	ARROKET	208	178	194	-14	KALINZU	170	167	169	-1
114	SAPTET	138	129	132	-6	REYNA	216	202	202	-14	KIBENA	198	194	194	-4	KAKONDE	168	160	168	0
115	TAGABI	135	130	130	-5	CHANGOI	206	200	202	-4	KAPSONGOI	198	190	194	-4	BUGAMBE	167	162	162	-5
116	NJERU		130	130		ITONA	194	190	202	8	KERITOR	204	194	194	-10	LIVINGSTONIA		160	160	
117	NYAMBYA		130	130		KIPCHABO	208	200	202	-6	KIPKEBE	200	187	193	-7	SWAZI	155	142	160	5
118	TILYA	140	130	130	-10	KIBENA	201	190	200	-1	SISIBA	200	180	192	-8	DINDIRA		156	156	
119	ARC MOUNTAIN	124	128	128	4	KIPKEBE	209	200	200	-9	ELGON TEA	210	188	190	-20	KAHUNA		154	154	
120	NGOINA		128	128		SAPTET	204	200	200	-4	KAISUGU	182	190	190	8	ANKOLE	144	135	148	4

121	ANKOLE	118	126	128	10	KERITOR	206	200	200	-6	KIPTAGICH	195	182	190	-5	BUZIRASAGAMA	150	148	148	-2
122	KALINZU	118	128	128	10	SIOMO	204	200	200	-4	TINET	195	187	190	-5	MWENGE	150	144	144	-6
123	LIVINGSTONIA		128	128		SISIBA	208	195	199	-9	IKANGA	196	186	190	-6	KIGUMBA	139	138	138	-1
124	RWENZORI		128	128		KAPSONGOI	198	196	198	0	ITONA	188	186	190	2	GLOBAL VILLAGE	152	136	137	-15
125	SWAZI	118	126	126	8	MATUTA	206	190	198	-8	TILUET	188	180	190	2	KIKO	142	132	134	-8
126	BUZIRASAGAMA	120	124	124	4	TILYA	198	190	198	0	CUPATEA	198	185	189	-9	MITYANA	115	120	130	15
127	MWERA	110	120	124	14	KELUNET		190	194		TACHASIS	195	187	187	-8	MUNOBWA		126	126	
128	KIGUMBA	116	122	122	6	TOYOI	188	190	194	6	KELUNET	190	184	186	-4	KIJURA	115	125	125	10
129	KIJURA	112	120	122	10	CUPATEA	200	193	193	-7	LELAGOIN	192	186	186	-6	RWENZORI	135	125	125	-10
130	KIKO	120	122	122	2	TACHASIS	190	193	193	3	MUGOMA	195	185	185	-10	TORO	130	110	122	-8
131	MUNOBWA	112	120	122	10	CHEMAMUL	198	190	192	-6	CHEMAMUL	198	185	185	-13	NAMAYIBA		120	120	
132	MWENGE	120	122	122	2	CHIMCHIM	194	180	190	-4	KABIANGA	188	182	184	-4	MPANGA	120	120	120	0
133	SALAMA		122	122		ELGON TEA	205	188	190	-15	TILYA	188	183	184	-4	KASAKU		116	116	
134	BUGAMBE	118	120	120	2	SAKAWA	201	190	190	-11	MUFINDI	182	180	183	1	KASUNGA		114	114	
135	DINDIRA		118	120		KABIANGA	208	190	190	-18	KABALE	180	180	182	2	KIAMARA	112	106	106	-6
136	RUSEKERE	116	120	120	4	KIPSINENDE	202	190	190	-12	KIPSINENDE	185	176	180	-5	RUSEKERE	100	103	105	5
137	MITYANA	116	120	120	4	TILUET	200	190	190	-10	MAGURA	190	178	180	-10	BONDET				
138	MONIKO		120	120		KABALE	154	185	188	34	MATUTA	192	180	180	-12	CHIMCHIM				
139	CHIVANJEE	112	118	118	6	IKANGA	186	184	186	0	MUZIZI		180	180		EMROK				
140	TORO	116	118	118	2	LELAGOIN	194	180	185	-9	NJERU		180	180		JAMJI				
141	MABALE		117	117		IGARA	168	185	185	17	BWIINDI	170	129	178	8	KAISUGU				
142	KASUNGA	110	112	112	2	MUFINDI		170	172		NYAMBYA		178	178		KARAMBI				
143	BWIINDI	110	110	110	0	JAMJI		170	170		BUHWEJU	172	130	177	5	KELUNET				
144	ARROKET					MUGOMA		170	170		ARC MOUNTAIN		174	174		KERICHO				
145	BONDET					NYARINDA	145	145	167	22	KIGEZI HIGHLAN	174	174	174	0	KIBALE				
146	CHEBOSWA					BUHWEJU	155	166	166	11	KYAMUHUNGA	172	172	172	0	KIBENA				
147	ELGON TEA					DINDIRA	155	164	164	9	RWAKA		170	170		KIMUGU				
148	JAMJI					KORUMA		160	160		KAKONDE	162	150	170	8	KIPTAGICH				
149	KAISUGU					MAHENYE		160	160		KIPCHABO	178	170	170	-8	KIPTENDEN				
150	KARAMBI					BWIINDI	158	158	158	0	KALINZU	170	167	167	-3	KORUMA				
151	KARIRANA					MONIKO		152	154		NYARINDA	157	150	164	7	MABROUKIE				
152	KARONGI					MAGURA	155	150	152	-3	BUGAMBE	165	162	162	-3	MARVERA				
153	KELUNET					KAKONDE	126	150	150	24	KIBALE		160	160		MONTE BRANCO				
154	KIBENA					KIGEZI HIGHLAN	144	150	150	6	MOGENI	167	109	160	-7	MUGOMA				
155	KIMUGU					KYAMUHUNGA	154	150	150	-4	MONIKO		150	150		NGOINA				
156	KIPKEBE					NGOINA		149	149		KAHUNA	138	138	148	10	OLENG				
157	KIPTENDEN					KIKO	122	131	147	25	DINDIRA	140	142	144	4	RUTSIRO				
158	KOIWA					MOGENI	154	145	147	-7	GLOBAL VILLAC	153	134	144	-9	RWAKA				
159	KORUMA					BUGAMBE	128	136	144	16	MWENGE	144	120	144	0	SAKAWA				
160	MABROUKIE					KALINZU	130	141	141	11	SWAZI	150	140	140	-10	SAPTET				
161	MANARET					MWENGE	132	139	139	7	ANKOLE	134	134	138	4	TAGABI				
162	MARVERA					KIBALE		136	136		KIGUMBA	127	138	138	11	WUSH WUSH				
163	MBOGO TEA					KIGUMBA	127	136	136	9	RWENZORI	124	120	134	10	BUTUHE				
164	METTARORA					BUZIRASAGAMA	129	135	135	6	KIKO	120	130	132	12	CHEBUT				
165	MONTE BRANCO					GLOBAL VILLAGE	127	128	134	7	MWERA	124	132	132	8	CHELAL				
166	MUGOMA					MWERA	122	124	132	10	BUZIRASAGAM	140	130	130	-10	CHEMAMUL				
167	NAMAYIBA					NYAMBYA	132	116	132	0	MITYANA	115	130	130	15	CHIVANJEE				
168	REYNA					SWAZI	122	132	132	10	SALAMA	125	130	130	5	EBEREGE				
169	RWAKA					SALAMA	112	124	128	16	MUNOBWA	124	120	124	0	GIANCHORE				
170	SAKAWA					MITYANA	120	126	126	6	TORO	128	118	124	-4	HIMA				
171	SETYON					MUNOBWA	116	116	126	10	KASAKU	122	120	120	-2	IGEMBE				
172	WUSH WUSH					RWENZORI	116	117	125	9	KIJURA	120	120	120	0	IKANGA				
173	BUTUHE					RUSEKERE	110	122	122	12	MABALE	120	118	120	0	ITONA				
174	CHANGOI					KASAKU	114	116	120	6	MPANGA	120	119	119	-1	KABALE				
175	CHEMAMUL					KIAMARA	119	120	120	1	KASUNGA	110	116	116	6	KAPSARA				
176	DL TEAS					NAMAYIBA		116	118		KIAMARA	112	116	116	4	KAPSONGOI				
177	GACHARAGE					KIJURA	110	118	118	8	LUWALA	102	104	104	2	KERITOR				
178	GLOBAL VILLAGE TEA					TORO	112	116	116	4	RUSEKERE	100	101	101	1	KIEGOI				
179	HIMA					KARAMBI	114	114	114	0	CHEBOSWA					KIP KOIMET				
180	IGARA					LUWALA	106	104	104	-2	CHIMCHIM					KIPCHABO				
181	ITUMBE					MARVERA		65	65		GISAKURA					KIPSINENDE				

