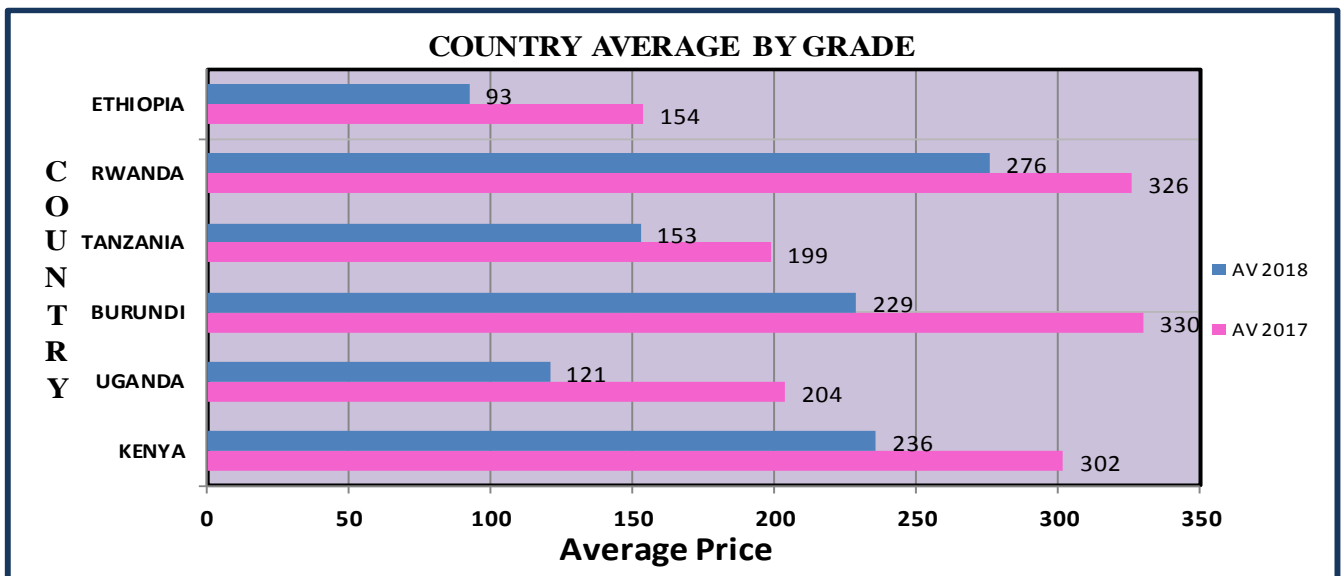


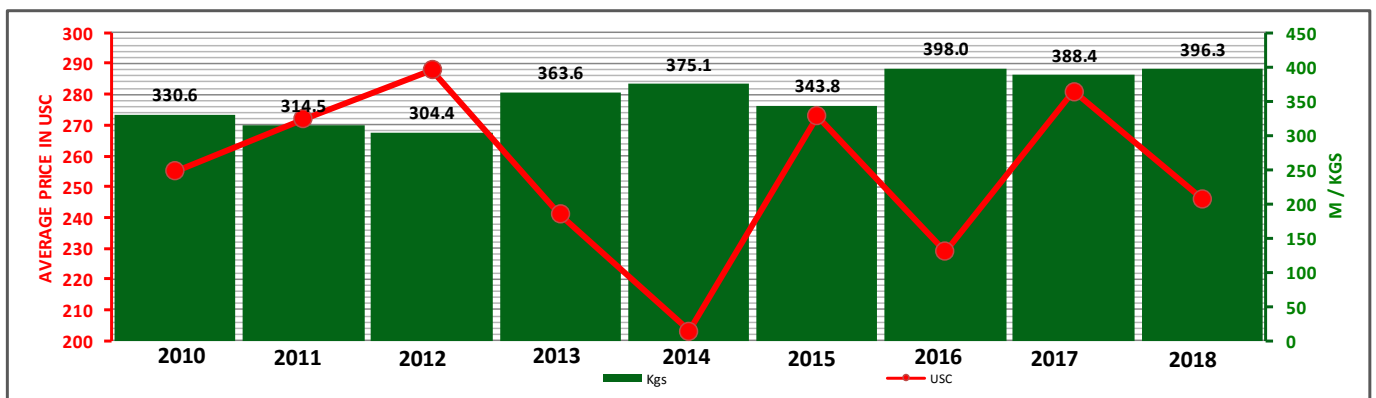
Mombasa Auction: Country Average Prices in US Cents Sale 46 (2017 vs. 2018)

COUNTRY	AV 2017	AV 2018	BP1	PF1	PD	D1	BP	PF	D	FNGS	BMF
KENYA	302	236	248	249	235	256	130	144	118	130	80
UGANDA	204	121	117	126	146	148	102	106	104	82	75
BURUNDI	330	229	217	241	246	238			164	155	
TANZANIA	199	153	124	180	175	169	91	120	102	93	77
RWANDA	326	276	370	268	240	253	274	230	210	208	100
ETHIOPIA	154	93						109	79		
ALL AUCTION AVERAGE	287	220	240	240	224	228	173	127	123	113	77



Mombasa Auction - Auction Quantities & Average Prices 2010 - 2018

	Jan		Feb		Mar		Apr		May		Jun		Jul		Aug		Sep		Oct		Nov		Dec		Total	
	Kgs	USC	Kgs	USC	Kgs	USC	Kgs	USC	Kgs	USC	Kgs	USC	Kgs	USC	Kgs	USC	Kgs	USC	Kgs	USC	Kgs	USC	Kgs	USC	Kgs	USC
2018	49.3	279	34.3	281	29.6	265	39.9	252	38.7	247	37.3	239	43.7	233	32.2	222	31.8	226	41.8	226	18.6	222			396.3	246
2017	40.9	284	25.4	285	25.2	274	28.7	272	38.7	275	31.0	289	31.2	283	27.1	275	32.3	286	40.9	291	35.5	283	31.3	266	388.4	281
2016	37.0	256	36.6	237	40.7	223	35.3	204	44.4	212	34.2	227	29.2	231	21.7	218	23.8	222	24.6	223	36.3	250	23.6	252	398.0	229
2015	33.5	214	31.0	227	30.2	254	22.4	257	21.2	285	35.4	300	21.9	310	22.4	294	32.1	284	25.3	302	32.4	289	35.4	285	343.8	273
2014	25.1	256	30.6	224	36.6	208	21.8	207	35.7	196	44.9	191	28.1	205	24.6	203	33.2	190	28.1	192	33.6	191	32.8	189	375.1	203
2013	35.7	305	29.9	292	28.5	264	32.0	237	31.5	239	34.7	231	34.6	229	25.5	228	24.0	213	28.4	202	32.5	210	26.5	234	363.6	241
2012	36.1	264	27.2	265	23.9	274	22.8	279	17.8	281	24.1	289	26.8	299	22.6	309	21.9	304	31.8	297	27.9	304	21.4	307	304.4	288
2011	24.8	294	24.6	277	31.4	274	17.1	266	32.9	262	30.4	271	25.4	282	26.2	282	20.8	267	23.4	265	33.8	266	23.8	261	314.5	272
2010	27.9	284	29.1	295	33.5	280	24.6	261	41.6	235	33.7	222	27.2	216	25.1	250	17.9	249	18.3	250	30.5	254	21.0	270	330.6	255

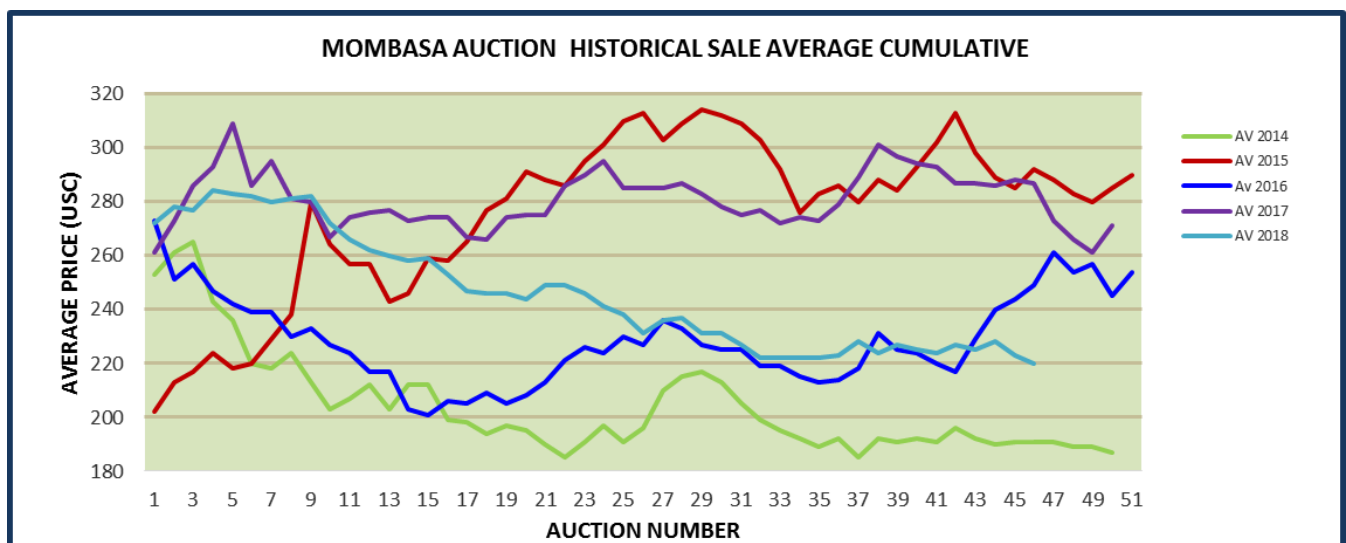


November figures include sold kilos and average price for sale 45 and 46 only.

Kilos Sold By Country - Sale no. 46 & Cumulative to date (2017 Vs 2018)

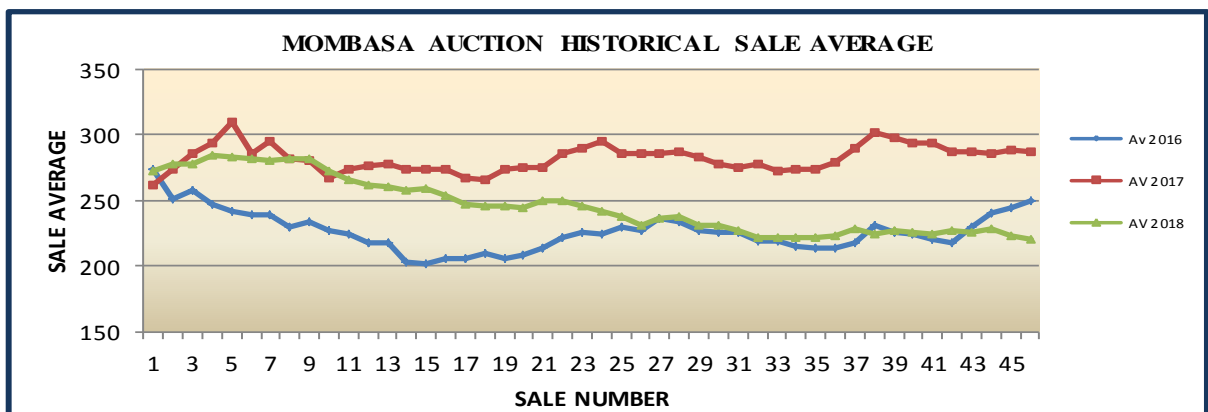
	Current Sale 46/2018		Same Sale Last Year 46/2017		Year To Date Sale 01-46/2018		Last Year To Date Sale 01-46/2017	Variance 2018 vs 2017
	Pkgs	Kilos	Pkgs	Kilos	Pkgs	Kilos	Kilos	Kilos
KENYA	109,091	7,334,188.50	106,580	7,217,279.00	4,559,580	306,390,741.30	273,275,842.30	33,114,899
UGANDA	22,617	1,269,324.00	20,780	1,181,921.00	921,444	51,213,686.00	42,578,010.00	8,635,676
BURUNDI	2,440	154,297.00	1,200	77,948.00	115,657	7,299,554.00	6,776,007.00	523,547
TANZANIA	3,420	194,432.00	4,720	257,106.00	186,869	10,174,995.00	6,244,680.00	3,930,315
RWANDA	5,640	384,768.00	4,959	333,438.00	292,664	19,874,017.50	16,845,520.50	3,028,497
MALAWI							24,120.00	(24,120)
MADAGASCAR					340	18,548.00	59,844.00	(41,296)
MOZAMBIQUE					12,810	560,367.00	651,540.00	(91,173)
DR CONGO					2,681	164,718.00	400,272.00	(235,554)
ETHIOPIA	280	11,824.00	920	38,616.00	13,415	577,269.00	791,054.00	(213,785)
TOTALS:	143,488	9,348,833.50	139,159.0	9,106,308.00	6,105,460	396,273,895.80	347,646,889.80	48,840,791

MOMBASA AUCTION – HISTORICAL AVERAGE CUMMULATIVE



Mombasa Auction - Historical Averages Comparative 2016 - 2018

SALE NO.	Av 2016	AV 2017	AV 2018	2018	2018	2018	2018	2018	2018	2018	2018	2018
				BP1	PF1	PD	D1	BP2	PF2	D2	FNGS	BMF
1	273	261	272	262	287	293	290	195	185	185	171	142
2	251	273	278	277	294	298	299	201	180	184	174	138
3	257	286	277	276	301	298	302	196	175	188	166	131
4	247	293	284	278	310	298	303	204	184	191	169	130
5	242	309	283	269	306	301	310	204	179	201	169	126
6	239	286	282	277	303	300	317	190	175	197	164	125
7	239	295	280	274	300	302	309	202	186	204	166	131
8	230	281	281	278	298	301	307	203	180	199	169	129
9	233	280	282	284	300	300	304	197	182	195	172	130
10	227	267	272	263	289	296	301	199	187	204	171	131
11	224	274	266	262	284	279	278	210	178	194	169	128
12	217	276	262	256	279	282	282	185	181	186	167	127
13	217	277	260	253	288	261	268	187	181	179	172	130
14	203	273	258	253	281	264	270	189	185	180	171	137
15	201	274	259	256	281	262	269	179	183	172	168	136
16	206	274	253	251	276	261	267	196	181	172	167	131
17	205	267	247	241	274	244	254	192	186	179	170	127
18	209	266	246	227	271	249	253	176	176	171	164	128
19	205	274	246	227	273	248	254	171	172	168	164	129
20	208	275	244	222	274	245	251	177	168	159	164	127
21	213	275	249	222	278	252	258	162	170	165	158	121
22	221	286	249	221	276	253	256	176	175	165	158	114
23	226	290	246	229	273	253	254	168	168	166	154	108
24	224	295	241	229	267	250	248	164	162	163	150	104
25	230	285	238	228	266	247	245	150	161	158	149	98
26	227	285	231	206	261	242	246	150	143	154	137	91
27	236	285	236	223	264	243	245	149	149	157	138	95
28	233	287	237	232	262	244	249	152	152	163	140	98
29	227	283	231	242	251	240	241	151	156	163	142	101
30	225	278	231	236	257	235	233	145	149	164	144	103
31	225	275	227	242	250	227	231	141	148	156	144	104
32	219	277	222	236	244	224	220	162	145	152	132	107
33	219	272	222	242	242	221	222	147	142	141	127	109
34	215	274	222	247	240	227	233	146	145	142	127	102
35	213	273	222	240	243	228	236	147	138	144	128	102
36	214	279	223	234	239	235	232	146	132	141	123	98
37	218	289	228	250	244	242	240	134	132	138	131	91
38	231	301	224	247	244	232	247	132	124	132	119	90
39	225	297	227	239	245	240	248	121	134	139	132	92
40	224	294	225	227	247	232	241	131	139	134	122	91
41	220	293	224	235	239	234	238	147	147	145	139	95
42	217	287	227	246	245	234	238	138	141	138	137	94
43	229	287	225	229	244	233	237	152	142	142	130	88
44	240	286	228	239	243	234	243	159	140	134	136	84
45	244	288	223	248	239	227	238	172	139	131	125	83
46	249	287	220	240	240	224	228	173	127	123	113	77
Average	226	282	246	245	268	256	260	170	159	165	150	112



Actual Packages on offer for coming sale 47 of 19th & 20th November, 2018

(By Grade / by Country)

	BP1	PF1	PD	DUST1	BP2	PF2	DUST2	FNGS	BMF	Total
KENYA	15,300	54,140	31,060	11,220	580	1,540	3,340	5,420	2,320	124,920
UGANDA	2,380	4,840	6,680	3,880	540	2,500	1,120	3,479	3,140	28,559
RWANDA	1,320	3,280	1,020	720	460	300	200	280	60	7,640
TANZANIA	520	1,600	960	160	200	160	280	660	600	5,140
BURUNDI	720	1,000	280	160	0	0	0	160	0	2,320
ETHIOPIA	0	0	0	0	0	140	160	160	0	460
DR CONGO	0	0	0	0	0	0	0	0	420	420
MOZAMBIQUE	0	0	0	0	0	0	0	20	280	300
Total	20,240	64,860	40,000	16,140	1,780	4,640	5,100	10,179	6,820	169,759

Upcoming Auction Offerings by Country

Sale no. 47 and 48/ 2018

COUNTRY	Sale 47/ 2018 (Actual packages)		Sale 48/ 2018		VARIANCE Kgs
	Pkgs	Kgs	Pkgs	Kgs	
KENYA	124,920.00	8,387,717.00	124,000.00	8,300,740.00	86,977.00
UGANDA	28,559.00	1,329,478.00	29,416.00	1,677,806.00	(348,328.00)
RWANDA	7,640.00	522,467.00	7,800.00	534,845.50	(12,378.50)
BURUNDI	2,320.00	146,574.00	2,620.00	168,720.00	(22,146.00)
TANZANIA	5,140.00	293,656.00	7,340.00	414,206.00	(120,550.00)
ETHIOPIA	460.00	19,088.00	280.00	11,763.00	7,325.00
D R CONGO	420.00	20,916.00	280.00	11,144.00	9,772.00
MOZAMBIQUE	300.00	11,776.00	-	-	11,776.00
TOTALS:	169,759.00	10,731,672.00	171,736.00	11,119,224.50	(387,552.50)

MAIN GRADE COMPARATIVE RANKINGS – SALE 46 2018

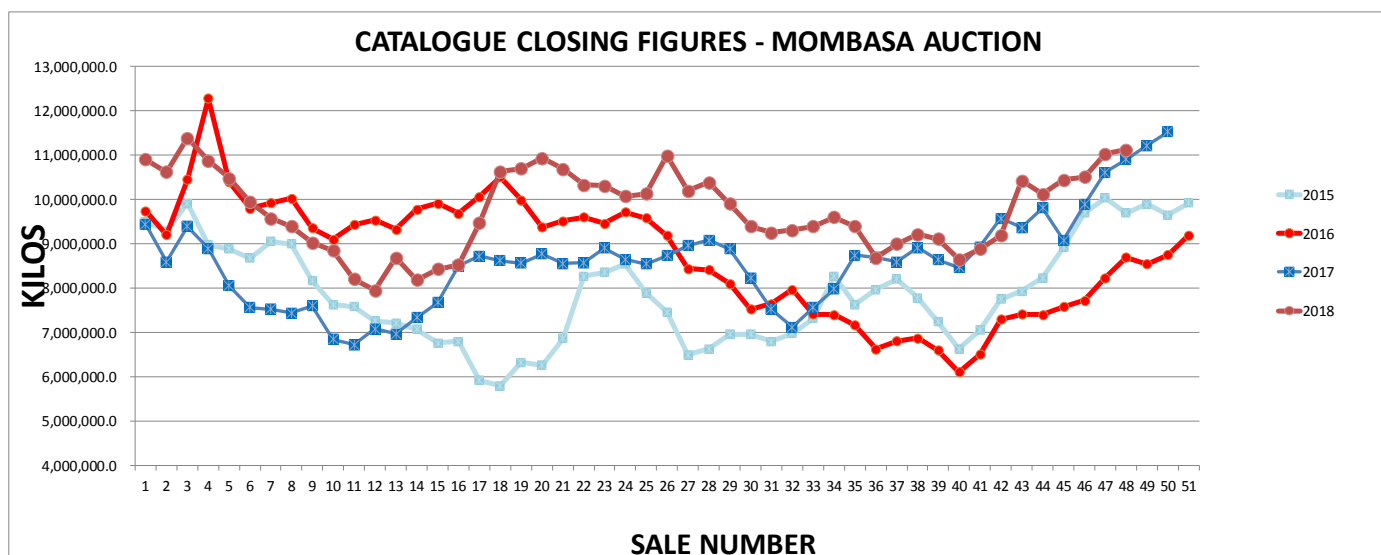
Mark	BP1				Mark	PF1				Mark	PD				Mark	DUST1			
	Pre	Lo	High	De		Prev	Low	Hig	Dev		Pre	Low	Hig	De		Prev	Lo	Hig	Dev
1 KITABI	450	420	460	10	KITABI	332	320	320	-12	KATHANGARIRI	300	290	300	0	KITABI	342	330	330	-12
2 RUBAYA	448	430	437	-11	MUNUNGA	318	316	320	2	RUKURIRI	298	296	300	2	KATHANGARIRI	328	312	322	-6
3 NYABIHU	446	420	420	-26	GATHUTHI	310	310	318	8	GATHUTHI	300	297	299	-1	GATHUTHI	324	320	320	-4
4 GISOVU	412	399	399	-13	RUKURIRI	310	304	316	6	GITUGI	294	296	298	4	GITUGI	322	320	320	-2
5 MATA	374	398	398	24	KATHANGARIRI	310	305	310	0	IMENTI		295	298		MUNGANIA	310	312	320	10
6 MUGANZA-KIVU	396	378	392	-4	NYABIHU	325	300	310	-15	NJUNU	294	298	298	4	NJUNU	323	314	320	-3
7 NSHILI KIVU	350	374	391	41	IMENTI	299	295	303	4	MUNUNGA	298	294	297	-1	GACHARAGE	322	312	318	-4
8 GATARE	368	360	390	22	KIMUNYE	306	300	302	-4	WERU	292	285	297	5	IRIAINI	316	312	318	2
9 IMENTI	376	345	386	10	NJUNU	296	296	298	2	CHINGA	294	290	296	2	KIMUNYE	328	297	318	-10
10 RUTSIRO		368	368		RUBAYA	305	292	296	-9	GACHARAGE	310	294	296	-14	MAKOMBOKI	304	286	318	14
11 GITUGI	350	326	341	-9	GITUGI	300	292	296	-4	GITHONGO	292	290	296	4	GATUNGURU	310	316	316	6
12 MUNGANIA	330	304	338	8	MUNGANIA	296	290	296	0	IGEMBE	294	296	296	2	NDIMA	311	308	316	5
13 NJUNU	345	336	338	-7	NDIMA	294	290	296	2	KANGAITA	298	291	296	-2	NDUTI	300	307	316	16
14 GACHARAGE	350	330	336	-14	GACHARAGE	292	286	292	0	KIEGOI	294	290	296	2	RUKURIRI		315	315	
15 KATHANGARIRI	344	336	336	-8	GITHONGO	288	284	292	4	KIMUNYE	296	296	296	0	KAGWE	310	308	314	4
16 GITHONGO	374	330	332	-42	KAMBAA	288	284	292	4	THETA	287	287	296	9	KAMBAA	300	314	314	14
17 RUKURIRI	315	308	331	16	KANGAITA	294	286	292	-2	KINORO	294	289	295	1	KIRU	316	304	314	-2
18 MUNUNGA	320	310	330	10	GATUNGURU	282	280	290	8	IKUMBI	293	292	294	1	MUNUNGA	310	314	314	4
19 MATAARA	314	286	328	14	KAGWE	284	285	289	5	IRIAINI	287	285	294	7	IKUMBI	320	305	309	-11
20 KIEGOI	312	300	325	13	THETA	284	284	289	5	NDIMA	287	290	294	7	CHINGA	300	300	308	8
21 GISAKURA	307	310	324	17	KIONYO	286	280	288	2	GATUNGURU	287	288	292	5	NGERE	318	306	308	-10
22 RAGATI	314	304	322	8	KINORO	289	280	287	-2	KIRU	289	289	292	3	RAGATI	300	302	307	7
23 THETA	311	312	322	11	NGERE	288	284	287	-1	MUNGANIA	291	292	292	1	GITHONGO	300	306	306	6
24 GITHAMBO	309	284	320	11	GITHAMBO	280	280	286	6	NGERE	291	288	292	1	IMENTI	310	302	305	-5
25 KIMUNYE	312	305	320	8	IKUMBI	290	284	286	-4	RAGATI	285	287	291	6	KANYENYA	300	305	305	5
26 NGERE	316	306	318	2	KIEGOI	288	280	286	-2	GITHAMBO	289	289	291	2	NDARUGU	300	295	305	5
27 GATHUTHI	308	290	317	9	NDUTI	282	282	286	4	NDARUGU	288	287	291	3	THUMAITA	314	302	305	-9
28 KANYENYA	300	282	316	16	MATA	280	275	285	5	THUMAITA	287	288	291	4	GITHAMBO	305	300	300	-5
29 NDIMA	307	295	315	8	IRIAINI	280	278	284	4	MICHI	291	288	290	-1	KANGAITA		300	300	
30 GATUNGURU	309	299	314	5	MAKOMBOKI	288	279	284	-4	KAGWE	289	288	290	1	KINORO	306	206	300	-6
31 KAMBAA	306	296	312	6	MATAARA	275	278	284	9	KAMBAA	288	288	290	2	THETA	300	295	300	0
32 IKUMBI	311	305	311	0	THUMAITA	282	280	284	2	MAKOMBOKI	294	288	290	-4	WERU	296	296	296	0
33 KAGWE	308	284	310	2	CHINGA	290	280	282	-8	KANYENYA	287	287	289	2	MATA		278	282	
34 THUMAITA	306	297	310	4	RAGATI	284	280	282	-2	MATAARA	287	285	289	2	RUTSIRO	290	282	282	-8
35 KANGAITA	311	300	308	-3	GACHEGE	304	280	280	-24	NDUTI	287	289	289	2	MUGANZA-KIVU	260	262	262	2
36 NDARUGU	306	290	308	2	NDARUGU	281	278	280	-1	GACHEGE	285	287	287	2	MOMUL	262	250	258	-4
37 IGEMBE	306	300	306	0	KIRU	282	277	279	-3	GATARE	270	284	286	16	KARONGI		256	256	
38 IRIAINI	312	290	306	-6	RUTSIRO	284	278	278	-6	OLENG	265	262	284	19	SANGANYI	244	250	252	8
39 KINORO	307	300	306	-1	WERU	282	268	278	-4	MATA	272	278	278	6	GISAKURA	259	250	250	-9
40 KIRU	304	260	306	2	IGEMBE	286	276	276	-10	MUGANZA-KIVU		268	268		RWEGURA		247	247	
41 MAKOMBOKI	306	300	305	-1	KANYENYA	268	271	273	5	MOMUL	250	258	266	16	KAMARYA	232	244	244	12
42 KIONYO	306	280	304	-2	GISOVU	272	264	270	-2	NYANKOBA	250	253	253	3	CHEMOMI	247	242	242	-5
43 NDUTI	300	298	300	0	MOMUL	268	263	270	2	TEBESONIK	236	236	253	17	TEBESONIK	246	236	242	-4
44 WERU	308	296	300	-8	NSHILI KIVU	256	260	268	12	IJENDA	242	247	251	9	MOTIGO	244	240	240	-4
45 CHINGA	306	295	299	-7	GATARE	264	266	266	2	NSHILI KIVU	248	250	250	2	SIONGO	238	235	240	2
46 GACHEGE	304	295	299	-5	GISAKURA	258	266	266	8	SIONGO	242	240	248	6	TORA	230	236	240	10
47 NYANKOBA	268	266	289	21	MICHI	268	263	264	-4	KEPCHOMO	226	216	246	20	TEZA	235	226	239	4
48 SHAGASHA	249	260	272	23	SANGANYI	260	262	264	4	RWEGURA	236	244	246	10	TIRGAGA	235	227	232	-3
49 MICHI	290	260	270	-20	KARONGI		262	262		SANGANYI	244	244	246	2	TOROR		232	232	
50 PFUNDA	268	266	266	-2	MUGANZA-KIVU	263	258	262	-1	TEZA	240	246	246	6	KAPKATET	235	230	230	-5
51 TEBESONIK	233	240	255	22	GIANCHORE	260	248	260	0	TORA		246	246		KIP KOIMET		230	230	
52 TOROR	240	254	254	14	NYANKOBA	266	257	259	-7	LITEIN	228	225	240	12	TEGAT	236	230	230	-6
53 ITUMBE	222	250	250	28	OLENG	248	235	257	9	MABAYI		240	240		KEPCHOMO	228	218	226	-2
54 MOMUL	230	240	248	18	PFUNDA	249	250	256	7	GIANCHORE	232	232	238	6	KIBWARI	219	226	226	7
55 SANGANYI	234	244	246	12	MULINDI	250	240	253	3	GISAKURA	240	228	235	-5	LITEIN		226	226	
56 OLENG	238	227	242	4	SIONGO	248	245	252	4	KAPKO	232	225	234	2	MOGOGO		223	225	
57 TORA	232	220	234	2	TIRGAGA	244	235	246	2	KAPSET	230	225	234	4	BOITO		225	225	
58 KAPKO	216	218	228	12	TEBESONIK	246	244	246	0	MWAMU	230	230	234	4	MWAMU	218	225	225	7
59 GIANCHORE	232	220	224	-8	SHAGASHA	246	240	244	-2	OGEMBO	230	225	234	4	MULINDI	233	222	224	-9
60 MOKAMA	228	208	224	-4	MOTIGO	244	242	244	0	ROROK	232	227	234	2	KAPKO	232	223	223	-9

61	NDARAWETTA	216	224	224	8	TEZA	240	242	244	4	MOTIGO	232	231	233	1	PFUNDA	232	215	220	-12
62	TOMBE	228	224	224	-4	TOMBE	244	240	244	0	TIRGAGA	232	232	232	0	SIRET	230	220	220	-10
63	KEBIRIGO	220	218	222	2	TORA	230	238	244	14	CHELAL	230	225	232	2	KAPSET	202	203	220	18
64	TIRGAGA	226	214	220	-6	OGEEMBO	241	240	243	2	EBEREGE	228	232	232	4	MOKAMA	232	220	220	-12
65	LITEIN	223	220	220	-3	RWEGURA	236	240	243	7	MOKAMA	232	232	232	0	NDARAWETTA	220	220		
66	MABAYI		220	220		KAPKATET	241	238	242	1	TOROR	236	230	232	-4	KARIRANA	228	214	218	-10
67	ROROK	222	218	220	-2	MABAYI		230	242		KOBEL	230	200	231	1	KEBIRIGO	218	218		
68	SIONGO	230	220	220	-10	MOKAMA	242	235	241	-1	BOITO	230	225	231	1	MARAMBA	220	211	216	-4
69	TEZA	226	220	220	-6	KOBEL	236	210	240	4	ITUMBE	230	227	230	0	NGORONGO	216	212	216	0
70	IJENDA	229	217	218	-11	IJENDA	229	240	240	11	TEGAT	230	230	230	0	REYNA	223	215	216	-7
71	OGEEMBO	224	218	218	-6	KEBIRIGO	240	235	240	0	MOGOGO	228	225	229	1	SHAGASHA	215	215		
72	TEGAT	216	218	218	2	NYAMACHE	236	238	240	4	KAPKATET	230	225	229	-1	KAIMOSI	215	212	214	-1
73	KAPTUMO	215	216	216	1	TOROR	238	234	240	2	KAPSARA	230	225	229	-1	KOBEL	212	212		
74	NYAMACHE	228	210	216	-12	MUDETE	240	236	238	-2	KEBIRIGO	230	225	229	-1	ELGON TEA	215	210	210	-5
75	KOBEL	228	214	214	-14	TEGAT	232	234	238	6	NYAMACHE	232	229	229	-3	SITOI	224	210	210	-14
76	BOITO	220	214	214	-6	KAPKO	236	232	236	0	CHEMOMI	233	220	228	-5	ARROKET	198	208		
77	CHELAL	230	210	214	-16	MOGOGO	239	234	236	-3	MUDETE	230	225	228	-2	MBOGO TEA	216	206	208	-8
78	CHEMOMI	210	204	214	4	BOITO	238	234	236	-2	KAPTUMO	228	225	227	-1	SETYON	215	208	208	-7
79	MOTIGO	220	214	214	-6	EBEREGE	230	232	236	6	KAMARYA	230	226	226	-4	METTARORA	215	198	206	-9
80	RWEGURA	230	180	214	-16	KAPSARA	232	228	235	3	MULINDI	232	213	225	-7	KAPCHORUA	218	206	206	-12
81	KAPKATET	222	212	212	-10	KAPTUMO	230	228	235	5	CHEBUT	230	225	225	-5	NYAMACHE	218	206	206	-12
82	EBEREGE	232	210	210	-22	CHELAL	232	232	234	2	KIP KOIMET	232	224	224	-8	DL TEAS	216	204	204	-12
83	MWAMU	232	210	210	-22	ITUMBE	230	232	234	4	SIRET	224	220	220	-4	KERITOR	200	202	202	2
84	CHEBUT	212	205	205	-7	ROROK	236	230	234	-2	SHAGASHA	227	215	219	-8	TOIYOI	195	202	202	7
85	KAPSARA	217	200	205	-12	KAPSET	230	230	232	2	KARIRANA	228	212	218	-10	KIPKEBE	210	200	200	-10
86	KIBWARI	196	202	202	6	LITEIN	234	231	232	-2	KIBWARI	219	218	218	-1	IGARA	204	200	200	-4
87	EMROK	190	156	200	10	MWAMU	236	230	232	-4	MANARET	215	210	216	1	TINDERET	202	198	198	-4
88	SIRET		200	200		CHEMOMI	232	228	230	-2	MARAMBA	220	212	216	-4	KIBENA	195	195		
89	REYNA		150	193		KAMARYA	225	224	230	5	NGORONGO	225	212	216	-9	KIPTENDEN	202	195	195	-7
90	SOKOT	196	192	192	-4	CHEBUT	230	225	228	-2	PFUNDA		215	215		MUGOMA	204	195	195	-9
91	KEPCHOMO	188	190	190	2	NDARAWETTA	230	226	228	-2	NDARAWETTA	222	215	215	-7	TINET	200	195	195	-5
92	TAITO		180	190		SIRET	229	224	224	-5	REYNA	223	212	214	-9	MUZIZI	202	195	195	-7
93	BONDET		185	187		CHEBANGO	215	214	224	9	TAITO	220	214	214	-6	TACHASIS	208	193	193	-15
94	MARAMBA	180	160	187	7	KEPCHOMO	225	220	224	-1	EMROK	220	208	212	-8	CHIMCHIM	192	186	192	0
95	MASINGI	182	184	186	4	KIBWARI	222	222	224	2	SITOI	230	210	212	-18	LELAGOIN	204	192	192	-12
96	NGORONGO	178	170	185	7	EMROK	216	210	222	6	CHANGOI	212	212	212	0	SAKAWA	190	190		
97	CHEBANGO	174	173	173	-1	DL TEAS	209	204	222	13	KAIMOSI	217	212	212	-5	KABIANGA	200	188	188	-12
98	SITOI	180	170	170	-10	KAPCHORUA	220	216	222	2	MASINGI	217	212	212	-5	TILYA	200	188	188	-12
99	KIBENA	150	169	169	19	MABROUKIE		220	220		MBOGO TEA	219	206	211	-8	KELUNET	200	185	185	-15
100	KIPCHABO	150	145	162	12	MBOGO TEA	222	218	220	-2	METTARORA	215	198	211	-4	CHEBOSWA	185	182	182	-3
101	ELGON TEA		150	150		SITOI	232	220	220	-12	SETYON	215	204	211	-4	KIGEZI HIGHLAND	182	182		
102	KAPSONGOI	127	150	150	23	KIP KOIMET	227	220	220	-7	BONDET	215	208	210	-5	BWINDI	186	180	180	-6
103	SIOMO	140	132	145	5	SOKOT	227	220	220	-7	ELGON TEA	215	210	210	-5	ITONA	180	180		
104	TINET	125	130	144	19	KARIRANA	218	212	218	0	ARROKET	213	198	208	-5	KIPSINENDE	195	180	180	-15
105	KABIANGA		142	142		MANARET	215	210	218	3	KAPCHORUA	222	208	208	-14	BUHWEJU	190	170	172	-18
106	KAYONZA	126	120	140	14	MARAMBA	222	212	218	-4	DL TEAS	218	204	206	-12	KALINZU	168	150	170	2
107	TACHASIS	135	134	140	5	SETYON	220	207	217	-3	TINDERET	202	202	206	4	KAKONDE	166	168		
108	TILYA	136	140	140	4	REYNA	205	185	216	11	TOIYOI	195	206	206	11	BUGAMBE	178	165	167	-11
109	CHIMCHIM	130	137	138	8	KAIMOSI	205	208	216	11	CHEBANGO	215	204	204	-11	MOGENI	172	159	159	-13
110	SAPTET		132	138		BONDET	220	215	215	-5	KERITOR	200	204	204	4	SWAZI	155	155		
111	MOGENI	144	138	138	-6	METTARORA	216	205	215	-1	SIOMO	217	204	204	-13	NGOINA	155	150	154	-1
112	JAMJI		134	136		MASINGI	206	210	214	8	KAYONZA	200	200	202	2	GLOBAL VILLAGE	180	152	152	-28
113	KORUMA		122	136		TAITO		210	210		KIPKEBE	210	200	200	-10	BUZIRASAGAMA	140	150	150	10
114	SETYON		136	136		KAISUGU	209	205	209	0	SISIBA	210	198	200	-10	MWENGE	135	140	150	15
115	TAGABI		135	135		KIPKEBE	200	207	209	9	SAKAWA	190	199	199	9	ANKOLE	142	138	144	2
116	NYARINDA	142	135	135	-7	KABIANGA	188	196	208	20	CUPATEA	204	190	198	-6	KIKO	134	130	142	8
117	KIPSINENDE	130	133	133	3	KIPCHABO	204	202	208	4	KIBENA	212	192	198	-14	KIGUMBA	130	127	139	9
118	LELAGOIN	138	125	130	-8	SISIBA	188	206	208	20	CHEMAMUL	195	196	198	3	RWENZORI	146	135	135	-11
119	KERICHO		129	129		TINET	198	196	206	8	KAPSONGOI		196	198		TORO	136	130	130	-6
120	KYAMUHUNGA	118	126	126	8	CHANGOI	195	204	206	11	SAPTET	208	195	197	-11	MWERA	126	126		

121	ARC MOUNTAIN	120	124		KERITOR	200	204	206	6	IKANGA	190	196	196	6	MPANGA		105	120		
122	BUHWEJU	122	124		MATUTA	190	203	206	16	KIPTAGICH	204	195	195	-9	SALAMA		115	120		
123	BUZIRASAGAM/	114	120	6	ELGON TEA	205	200	205	0	KIPTENDEN	202	195	195	-7	CHIVANJEE	110	115	115	5	
124	KIKO	119	118	120	1	KIPTENDEN	204	204	204	0	MUGOMA	204	195	195	-9	KIJURA	116	115	115	-1
125	MUZIZI	120	120		SAPTET	206	204	204	-2	TINET	208	195	195	-13	MITYANA	110	115	115	5	
126	MWENGE	112	114	120	8	SIOMO	206	202	204	-2	TACHASIS	208	195	195	-13	KIAMARA	110	112	112	2
127	BUGAMBE	114	118	118	4	KIPSINENDE	190	200	202	12	CHIMCHIM	192	190	192	0	RUSEKERE		100	100	
128	ANKOLE	122	114	118	-4	KIBENA	200	199	201	1	LELAGOIN	204	180	192	-12	ARC MOUNTAIN				
129	KALINZU	112	116	118	6	SAKAWA	180	201	201	21	MATUTA	200	190	192	-8	BONDET				
130	SWAZI	118	118		ARROKET	208	200	200	-8	KELUNET	206	190	190	-16	CUPATEA					
131	RUSEKERE	126	116	116	-10	CUPATEA	196	198	200	4	MAGURA	200	184	190	-10	DINDIRA				
132	KIGUMBA	116	116		NGORONGO	200	200	200	0	ITONA	195	188	188	-7	EMROK					
133	MITYANA	116	116		TILUET	190	200	200	10	KABIANGA	200	188	188	-12	GATARE					
134	TORO	104	112	116	12	TINDERET	195	200	200	5	TILUET	202	186	188	-14	GISOVU				
135	KASAKU	114	114	114	0	CHEMAMUL	191	186	198	7	TILYA	200	188	188	-12	JAMJI				
136	KIAMARA	114	114		KAPSONGOI	187	190	198	11	KIPSINENDE	195	180	185	-10	KAISUGU					
137	CHIVANJEE	100	112	112	12	TILYA	190	196	198	8	KAISUGU	202	178	182	-20	KARAMBI				
138	KJURA	110	112	112	2	CHIMCHIM	196	190	194	-2	MUFINDI		180	182		KASUNGA				
139	MUNOBWA	110	112	112	2	LELAGOIN	174	180	194	20	KABALE		178	180		KERICHO				
140	KASUNGA	110	110		ITONA	172	176	194	22	KIPCHABO	179	172	178	-1	KIMUGU					
141	BWIINDI	110	110		TACHASIS	197	190	190	-7	KIGEZI HIGHLAN	180	174	174	-6	KIPTAGICH					
142	LUWALA	110	110		LIVINGSTONIA		180	188		BUHWEJU	198	170	172	-26	KOIVA					
143	MWERA	108	110	110	2	TOIYOI	180	188	188	8	KYAMUHUNGA	170	170	172	2	KORUMA				
144	ITONA	106	106		IKANGA	180	180	186	6	BWIINDI	184	170	170	-14	MABROUKIE					
145	ARROKET				KAYONZA	188	185	185	-3	KALINZU	160	165	170	10	MANARET					
146	CHEBOSWA				KOIVA		180	180		LIVINGSTONIA		160	169		MICHI					
147	CUPATEA				IGARA	150	168	168	18	MOGENI	170	155	167	-3	NAMAYIBA					
148	DINDIRA				ARC MOUNTAIN		166	166		BUGAMBE	172	165	165	-7	NSHLI KIVU					
149	KAISUGU				RWAKA	170	160	160	-10	KAKONDE		160	162		OLENG					
150	KARAMBI				BWIINDI	154	150	158	4	NYARINDA	170	155	157	-13	RUBAYA					
151	KARIRANA				BUHWEJU	154	155	155	1	GLOBAL VILLAGE TE	150	153			RWAKA					
152	KARONGI				DINDIRA	148	155	155	7	NGOINA	163	150	150	-13	SAPTET					
153	KELUNET				MAGURA	162	150	155	-7	SWAZI		150	150		TAGABI					
154	KIMUGU				KABALE		150	154		MWENGE	130	138	144	14	WUSH WUSH					
155	KIPKEBE				KYAMUHUNGA	142	144	154	12	DINDIRA	140	140	140	0	CHANGOI					
156	KIPTAGICH				MOGENI		149	154		BUZIRASAGAM	120	140	140	20	CHEBANGO					
157	KIPTENDEN				NYARINDA	150	142	145	-5	KAHUNA	130	138	138	8	CHEBUT					
158	KOIVA				KIGEZI HIGHLAND		130	144		ANKOLE	120	130	134	14	CHELAL					
159	MABROUKIE				KAHUNA	108	110	142	34	MAHENYE		130	130		CHEMAMUL					
160	MANARET				MWENGE	127	130	132	5	TORO	128	124	128	0	CYOHOKA					
161	MBOGO TEA				NYAMBYA	142	132	132	-10	KIGUMBA	120	127	127	7	EBEREGE					
162	METTARORA				KALINZU	132	126	130	-2	SALAMA	124	122	125	1	GACHEGE					
163	MOGOGO				BUZIRASAGAMA	115	129	129	14	MUNOBWA	120	110	124	4	GIANCHORE					
164	MUGOMA				BUGAMBE	126	122	128	2	MWERA	120	124	124	4	HIMA					
165	MULINDI				GLOBAL VILLAGE	140	127	127	-13	RWENZORI	128	122	124	-4	IGEMBE					
166	NAMAYIBA				KIGUMBA	124	127	127	3	KASAKU	120	122	122	2	IJENDA					
167	NGOINA				KAKONDE	117	122	126	9	KIJURA	102	110	120	18	IKANGA					
168	RWAKA				KIKO	120	120	122	2	KIKO	110	106	120	10	ITUMBE					
169	SAKAWA				MWERA	106	112	122	16	MABALE	114	110	120	6	KABALE					
170	WUSH WUSH				SWAZI	110	122	122	12	MPANGA		110	120		KAHUNA					
171	CHANGOI				MITYANA		108	120		CHIVANJEE	110	115	115	5	KAPSARA					
172	CHEMAMUL				KIAMARA	112	114	119	7	MITYANA	110	115	115	5	KAPSONGOI					
173	CYOHOKA				MUNOBWA	104	114	116	12	KIAMARA	115	112	112	-3	KAPTUMO					
174	DL TEAS				RWENZORI	114	112	116	2	KASUNGA		100	110		KASAKU					
175	GLOBAL VILLAGE TEA				KARAMBI	110	110	114	4	LUWALA	100	100	102	2	KAYONZA					
176	HIMA				KASAKU	114	114	114	0	RUSEKERE		100	100		KIEGOI					
177	IGARA				CHIVANJEE	110	112	112	2	ARC MOUNTAIN					KIONYO					
178	IKANGA				SALAMA	100	112	112	12	CHEBOSWA					KIPCHABO					
179	KABALE				TORO		112	112		GISOVU					KYAMUHUNGA					
180	KAHUNA				RUSEKERE		110	110		JAMJI					LIVINGSTONIA					
181	KAIMOSI				KIJURA	110	110	110	0	KARAMBI					LUWALA					
182	KAKONDE				MABALE	102	110	110	8	KARONGI					MABALE					
183	KAMARYA				LUWALA	95	106	106	11	KERICHO					MABAYI					

CATALOGUE CLOSING FIGURES – 2017 Vs 2018

Sale No.	2015		2016		2017		2018		Diferencial 2018 Vs. 2017	
	Pkgs	Kilos	Pkgs	Kilos	Pkgs	Kilos	Pkgs	Kilos	Pkgs	Kilos
1	147,165	9,493,191.5	148,451	9,735,654.5	145,178	9,437,045.5	170,026	10,902,243.0	24,848	1,465,197.5
2	143,751	9,289,282.5	139,820	9,199,450.0	140,125	8,593,123.5	165,456	10,623,001.0	25,331	2,029,877.5
3	154,710	9,906,594.5	159,276	10,449,664.5	144,994	9,386,541.5	179,439	11,385,435.0	34,445	1,998,893.5
4	139,364	8,971,223.5	188,659	12,275,549.0	138,097	8,890,671.5	168,997	10,873,246.0	30,900	1,982,574.5
5	138,215	8,882,666.0	159,398	10,393,542.0	124,938	8,054,484.0	162,594	10,480,140.0	37,656	2,425,656.0
6	139,078	8,676,309.0	150,152	9,801,201.0	117,320	7,562,742.7	153,970	9,941,178.0	36,650	2,378,435.3
7	141,725	9,054,005.0	153,397	9,915,132.0	116,361	7,518,587.5	148,003	9,566,966.0	31,642	2,048,378.5
8	140,360	8,991,608.0	154,458	10,019,049.5	115,356	7,439,711.0	144,742	9,391,252.0	29,386	1,951,541.0
9	126,137	8,162,828.5	143,119	9,357,930.0	117,140	7,597,207.0	139,959	9,020,760.0	22,819	1,423,553.0
10	118,447	7,624,848.5	139,747	9,097,239.0	105,840	6,845,830.5	137,540	8,841,378.0	31,700	1,995,547.5
11	116,156	7,582,902.0	144,515	9,424,673.5	103,585	6,720,482.5	126,153	8,199,578.0	22,568	1,479,095.5
12	111,457	7,253,148.5	145,973	9,530,611.0	108,818	7,078,896.5	122,280	7,950,062.0	13,462	871,165.5
13	111,260	7,213,322.0	142,210	9,321,487.0	106,738	6,966,532.5	133,419	8,686,279.0	26,681	1,719,746.5
14	108,238	7,068,589.0	150,415	9,774,359.5	111,839	7,331,690.5	126,598	8,187,381.0	14,759	855,690.5
15	103,540	6,756,161.5	151,648	9,914,957.5	117,718	7,672,851.0	129,007	8,426,139.0	11,289	753,288.0
16	103,558	6,793,729.5	147,839	9,679,159.0	130,737	8,495,693.0	130,302	8,519,375.0	- 435	23,682.0
17	91,359	5,913,640.0	153,600	10,060,731.0	133,590	8,719,546.0	144,877	9,463,195.0	11,287	743,649.0
18	88,870	5,793,234.0	151,268	10,502,473.0	132,188	8,612,581.5	161,933	10,628,353.0	29,745	2,015,771.5
19	97,877	6,325,414.5	152,683	9,983,086.0	131,831	8,558,320.5	163,252	10,697,993.0	31,421	2,139,672.5
20	95,917	6,255,617.5	142,133	9,369,893.0	134,729	8,763,410.0	167,272	10,932,188.0	32,543	2,168,778.0
21	105,301	6,860,389.0	144,104	9,509,564.0	131,634	8,550,796.0	163,267	10,680,522.0	31,633	2,129,726.0
22	126,760	8,271,169.5	146,216	9,600,156.0	131,700	8,572,204.0	158,259	10,326,586.0	26,559	1,754,382.0
23	128,075	8,350,540.0	143,286	9,455,061.0	137,700	8,897,500.0	158,710	10,310,596.0	21,010	1,413,096.0
24	132,269	8,542,152.5	148,330	9,714,505.0	132,606	8,644,644.0	156,160	10,069,790.0	23,554	1,425,146.0
25	122,540	7,885,358.5	146,750	9,575,912.5	130,856	8,539,642.0	158,268	10,130,119.0	27,412	1,590,477.0
26	115,820	7,454,433.5	140,955	9,185,569.0	134,420	8,734,861.0	172,659	10,990,667.0	38,239	2,255,806.0
27	103,079	6,497,391.0	128,199	8,441,443.0	137,592	8,961,409.0	157,618	10,195,939.0	20,026	1,234,530.0
28	104,121	6,623,266.0	129,427	8,405,546.0	139,587	9,082,566.0	161,018	10,378,590.0	21,431	1,296,024.0
29	108,008	6,955,793.5	124,024	8,100,347.0	136,100	8,885,641.0	153,715	9,904,349.0	17,615	1,018,708.0
30	108,691	6,959,013.0	116,127	7,517,405.5	127,020	8,224,195.0	145,382	9,386,647.0	18,362	1,162,452.0
31	105,873	6,799,496.0	118,392	7,648,417.0	116,082	7,525,278.0	143,838	9,249,722.0	27,756	1,724,444.0
32	108,114	6,969,936.0	121,941	7,968,002.0	109,583	7,112,977.0	145,418	9,304,245.0	35,835	2,191,268.0
33	112,658	7,309,670.0	114,684	7,411,426.0	117,196	7,560,646.0	146,137	9,387,631.0	28,941	1,826,985.0
34	127,634	8,264,301.0	115,065	7,401,593.0	124,100	7,974,797.0	149,397	9,595,599.5	25,297	1,620,802.5
35	117,496	7,627,780.0	111,398	7,162,051.0	134,339	8,736,776.0	146,652	9,389,530.5	12,313	652,754.5
36	122,536	7,966,281.0	103,211	6,620,776.0	133,343	8,692,718.0	134,282	8,680,839.5	939	- 11,878.5
37	126,530	8,203,020.0	105,363	6,801,861.0	131,860	8,589,806.0	139,101	8,989,967.0	7,241	400,161.0
38	119,001	7,777,556.0	105,991	6,874,694.0	136,152	8,913,732.0	143,642	9,210,797.0	7,490	297,065.0
39	111,481	7,239,521.5	102,399	6,593,834.0	132,480	8,632,611.0	140,946	9,108,030.5	8,466	475,419.5
40	101,483	6,622,758.0	93,697	6,101,035.0	129,850	8,468,285.0	132,790	8,647,179.5	2,940	178,894.5
41	107,818	7,049,132.0	100,438	6,506,134.0	137,560	8,931,039.0	136,599	8,885,007.0	- 961	- 46,032.0
42	118,170	7,748,847.5	113,860	7,296,708.0	147,380	9,566,121.5	140,880	9,187,387.5	- 6,500	- 378,734.0
43	120,677	7,928,530.5	113,933	7,409,459.5	143,755	9,362,940.0	160,311	10,419,218.5	16,556	1,056,278.5
44	125,671	8,229,490.0	113,258	7,400,472.0	150,080	9,803,157.5	155,019	10,118,475.5	4,939	315,318.0
45	135,680	8,917,671.0	115,579	7,575,449.0	138,321	9,075,225.0	159,826	10,440,717.5	21,505	1,365,492.5
46	147,214	9,690,340.5	118,525	7,716,618.5	151,239	9,885,740.0	161,570	10,503,250.5	10,331	617,510.5
47	154,592	10,029,678.0	126,695	8,229,984.0	162,135	10,607,228.0	169,339	11,025,908.0	7,204	418,680.0
48	148,029	9,688,808.0	133,650	8,694,053.5	167,935	10,903,011.0	171,736	11,119,224.5	3,801	216,213.5
49	150,710	9,887,393.0	132,838	8,544,808.0	172,760	11,213,580.0			- 172,760	- 11,213,580.0
50	146,819	9,649,589.0	136,984	8,747,685.0	178,260	11,522,884.0			- 178,260	- 11,522,884.0
51	151,404	9,922,846.0	141,000	9,192,163.0						
Total	6,231,438	403,930,467.0	6,825,080	445,208,574.5	6,630,747	430,417,958.7	7,238,358	468,352,677.5	607,611	37,934,718.8



WEATHER REPORT

KENYA

For the week ending 11th November, 2018, both East and West of Rift tea growing areas experienced sunny and warm conditions in the morning accompanied by cool and cloudy conditions in the afternoon with some light and scattered showers in few places. Green leaves were rather low at 30 to 60 tons with few selected factories hitting 80-90 tons on average.

UGANDA

Western Uganda received 263 mm of rainfall during last week. Fort Portal area received 53 mm of average rainfall and experienced 27⁰C maximum and 18⁰C minimum temperatures. Hoima received 27 mm of average rainfall. Kibale received 13 mm of rainfall and experienced 31⁰C maximum and 23⁰C minimum temperatures while Bushenyi received 90 mm of rainfall and experienced 11⁰C minimum and 27⁰C maximum temperatures.

Crop levels generally increased last week apart from Ankole, Muzizi and Bugambe/Kisaru where it dropped.

COMBROK LIMITED

Y 2018/11/11 11:11:11 AM