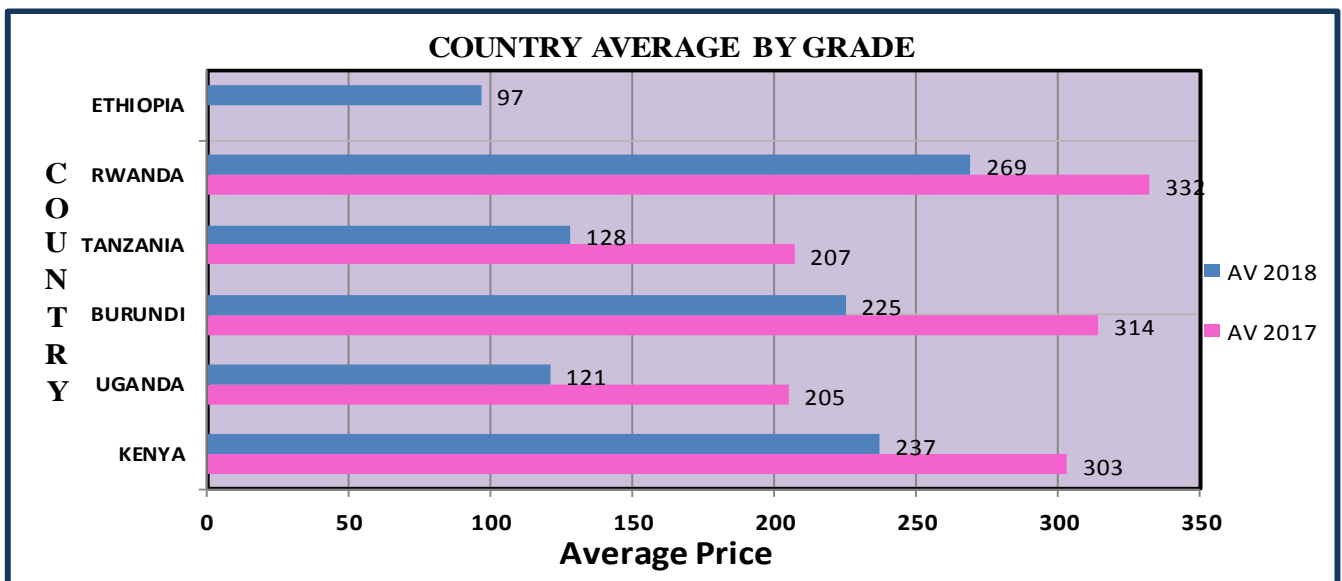


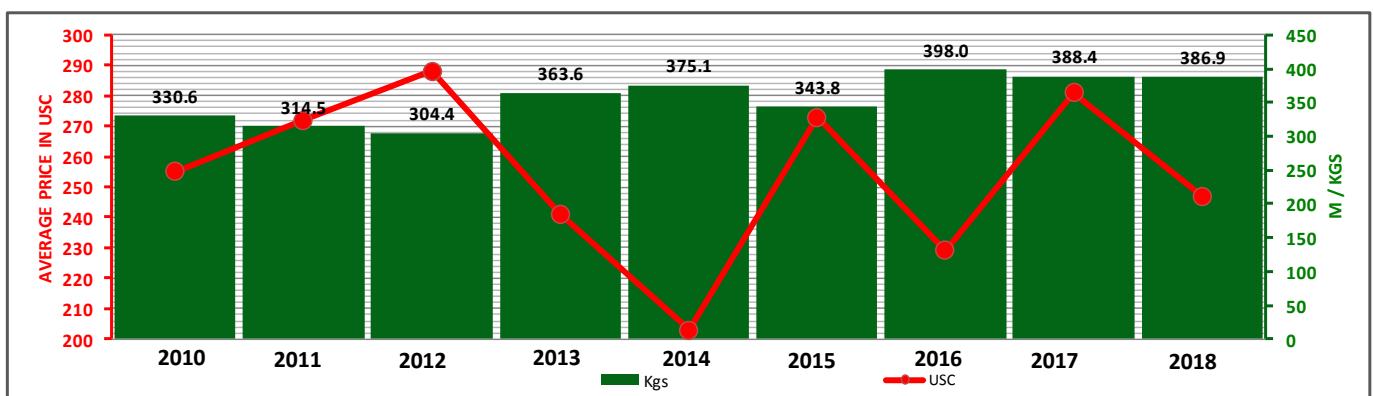
Mombasa Auction: Country Average Prices in US Cents Sale 45 (2017 vs. 2018)

COUNTRY	AV 2017	AV 2018	BP1	PF1	PD	D1	BP	PF	D	FNGS	BMF
KENYA	303	237	258	246	237	259	137	160	125	139	86
UGANDA	205	121	114	123	143	150	94	112	108	93	80
BURUNDI	314	225	218	234	238	233			168	151	
TANZANIA	207	128	110	161	170	141	90	112	110	90	78
RWANDA	332	269	344	262	243	262	259	229	206	249	106
ETHIOPIA		97						97			
ALL AUCTION AVERAGE	288	223	248	239	227	238	172	139	131	125	83



Mombasa Auction - Auction Quantities & Average Prices 2010 - 2018

	Jan		Feb		Mar		Apr		May		Jun		Jul		Aug		Sep		Oct		Nov		Dec		Total	
	Kgs	USC	Kgs	USC	Kgs	USC	Kgs	USC	Kgs	USC	Kgs	USC	Kgs	USC	Kgs	USC	Kgs	USC	Kgs	USC	Kgs	USC	Kgs	USC	Kgs	USC
2018	49.3	279	34.3	281	29.6	265	39.9	252	38.7	247	37.3	239	43.7	233	32.2	222	31.8	226	41.8	226	9.2	223			386.9	247
2017	40.9	284	25.4	285	25.2	274	28.7	272	38.7	275	31.0	289	31.2	283	27.1	275	32.3	286	40.9	291	35.5	283	31.3	266	388.4	281
2016	37.0	256	36.6	237	40.7	223	35.3	204	44.4	212	34.2	227	29.2	231	21.7	218	23.8	222	24.6	223	36.3	250	23.6	252	398.0	229
2015	33.5	214	31.0	227	30.2	254	22.4	257	21.2	285	35.4	300	21.9	310	22.4	294	32.1	284	25.3	302	32.4	289	35.4	285	343.8	273
2014	25.1	256	30.6	224	36.6	208	21.8	207	35.7	196	44.9	191	28.1	205	24.6	203	33.2	190	28.1	192	33.6	191	32.8	189	375.1	203
2013	35.7	305	29.9	292	28.5	264	32.0	237	31.5	239	34.7	231	34.6	229	25.5	228	24.0	213	28.4	202	32.5	210	26.5	234	363.6	241
2012	36.1	264	27.2	265	23.9	274	22.8	279	17.8	281	24.1	289	26.8	299	22.6	309	21.9	304	31.8	297	27.9	304	21.4	307	304.4	288
2011	24.8	294	24.6	277	31.4	274	17.1	266	32.9	262	30.4	271	25.4	282	26.2	282	20.8	267	23.4	265	33.8	266	23.8	261	314.5	272
2010	27.9	284	29.1	295	33.5	280	24.6	261	41.6	235	33.7	222	27.2	216	25.1	250	17.9	249	18.3	250	30.5	254	21.0	270	330.6	255



November figures include sold kilos and average price for sale 45 only.

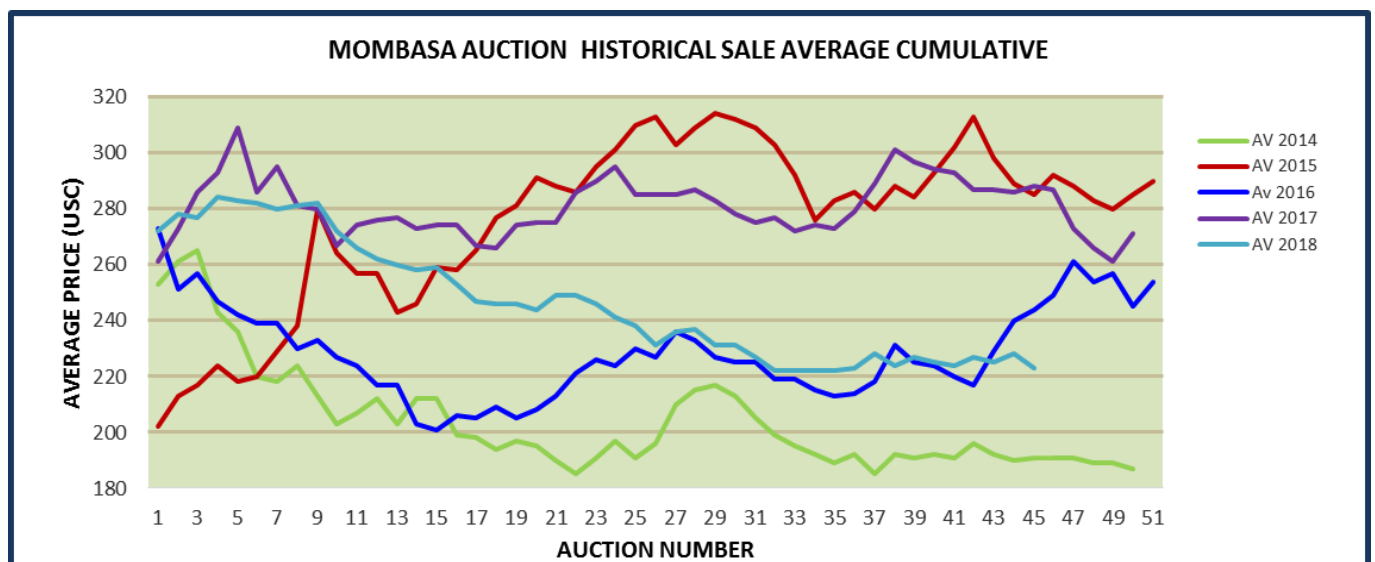
BUYERS' PURCHASES SALE 45 2018

Buyer	% Sold	Totals	BP1	PF1	PD	DUST1	BP2	PF2	DUST2	FNGS	BMF
CARGILL KENYA	18.69	26,400	2,440	16,080	7,840	40	0	0	0	0	0
GLOBAL TEA & L.A.B.	12.03	17,001	2,240	9,540	2,880	720	40	0	440	80	1,061
VAN REES KENYA	8.73	12,340	80	1,600	7,440	3,080	0	40	60	40	0
MOMBASA COFFEE	5.95	8,400	1,240	3,980	2,080	1,040	0	20	40	0	0
DEVCHAND	5.32	7,520	80	640	4,200	2,440	160	0	0	0	0
JAMES FINLAY	5.24	7,400	0	7,400	0	0	0	0	0	0	0
M.J. CLARKE LTD	5.24	7,400	720	500	2,960	1,880	0	740	60	540	0
COFFTEA AGENCIES	4.68	6,618	960	1,460	2,798	320	160	240	280	400	0
CHAI TRADING	4.67	6,600	1,400	1,080	620	0	0	460	0	2,460	580
SSEOE (KENYA)	2.51	3,539	280	2,460	399	160	0	120	120	0	0
ALIBHAI RAMJI	2.42	3,420	1,440	800	280	160	20	40	560	120	0
SHAKAB	2.28	3,220	40	2,600	40	200	0	100	0	220	20
ABBAS TRADERS	2.27	3,200	840	2,160	0	40	0	20	60	80	0
STANSAND (A) LTD	2.04	2,880	0	1,520	400	40	0	440	60	300	120
RANFER TEAS K	1.95	2,760	0	1,900	640	0	0	100	0	120	0
AL-EMIR LTD	1.87	2,640	80	520	440	440	0	20	840	300	0
CUP OF JOE LTD	1.56	2,200	0	2,040	0	80	0	80	0	0	0
SARDIA	1.36	1,920	1,080	500	240	0	100	0	0	0	0
INDO-AFRICAN TEA	1.34	1,900	0	0	0	0	0	260	120	820	700
AFRO TEAS LIMITED	1.05	1,480	960	360	40	0	40	60	0	20	0
PWANI HAULIERS	0.78	1,100	480	0	0	0	0	140	60	180	240
CHAMU SUPPLIES	0.78	1,100	0	0	0	0	40	20	140	140	760
SUMMER LINER	0.72	1,020	600	120	0	40	180	80	0	0	0
AIMCO	0.68	958	80	0	80	0	240	117	20	361	60
TUSHA TEA LIMITED	0.59	840	0	0	0	0	0	0	0	320	520
LULA TRADING	0.59	840	620	0	0	0	220	0	0	0	0
MAYMUN	0.58	819	0	0	0	0	0	140	0	219	460
KIRINDO TRADERS	0.50	700	0	0	0	0	20	240	0	180	260
EMPIRE KENYA	0.47	660	40	0	440	0	20	0	20	20	120
McLEOD RUSSEL	0.45	640	640	0	0	0	0	0	0	0	0
TANZIL TRADING	0.42	600	0	80	40	80	0	260	40	100	0
LINDOP & COMPANY	0.37	520	0	0	0	0	0	0	20	20	480
TROPICAL CROPS & GOKALTRADING	0.31	440	0	160	280	0	0	0	0	0	0
Tecof Trading Ltd	0.28	400	0	120	0	0	0	0	20	20	240
IMPERIAL TEAS	0.24	340	0	0	0	120	0	0	200	20	0
JAWAI TEA LIMITED	0.20	280	0	0	160	120	0	0	0	0	0
AFRIBRIDGE TRADE	0.18	260	40	100	0	0	0	0	60	60	0
BURALE CLEARING	0.16	220	0	40	0	0	0	60	0	120	0
AEON TEA KENYA	0.14	200	0	60	0	80	0	0	20	40	0
LUTEX LIMITED	0.14	200	0	0	0	0	0	0	0	0	200
TRUST TEA	0.06	80	80	0	0	0	0	0	0	0	0
GOKAL	0.06	80	80	0	0	0	0	0	0	0	0
RIOTANA TRADING	0.04	60	40	0	0	0	0	0	0	20	0
	0.03	40	0	0	0	0	0	0	40	0	0
	0.03	40	0	0	0	0	20	0	0	20	0

Kilos Sold By Country - Sale no. 45 & Cumulative to date (2017 Vs 2018)

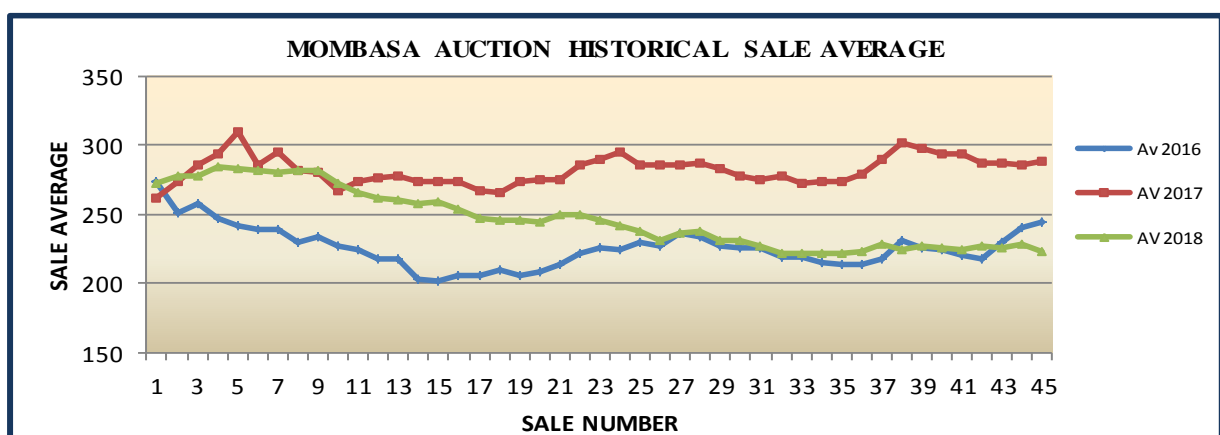
	Current Sale 45/2018		Same Sale Last Year 45/2017		Year To Date Sale 01-45/2018		Last Year To Date Sale 01-45/2017	Variance 2018 vs 2017
	Pkgs	Kilos	Pkgs	Kilos	Pkgs	Kilos	Kilos	Kilos
KENYA	111,521	7,497,529.00	97,462	6,585,271.00	4,450,489	299,056,552.80	266,058,563.30	32,997,990
UGANDA	18,295	1,021,171.00	20,899	1,212,979.00	898,827	49,944,362.00	41,396,089.00	8,548,273
BURUNDI	2,140	135,155.00	1,620	104,786.00	113,217	7,145,257.00	6,698,059.00	447,198
TANZANIA	3,339	181,861.00	2,740	156,376.00	183,449	9,980,563.00	5,987,574.00	3,992,989
RWANDA	5,840	396,668.00	4,420	300,280.00	287,024	19,489,249.50	16,512,082.50	2,977,167
MALAWI							24,120.00	(24,120)
MADAGASCAR					340	18,548.00	59,844.00	(41,296)
MOZAMBIQUE					12,810	560,367.00	651,540.00	(91,173)
DR CONGO					2,681	164,718.00	400,272.00	(235,554)
ETHIOPIA	140	5,563.00			13,135	565,445.00	752,438.00	(186,993)
TOTALS:	141,275	9,237,947.00	127,141.0	8,359,692.00	5,961,972	386,925,062.30	338,540,581.80	48,571,474

MOMBASA AUCTION – HISTORICAL AVERAGE CUMMULATIVE



Mombasa Auction - Historical Averages Comparative 2016 - 2018

SALE NO.	Av 2016	AV 2017	AV 2018	2018	2018	2018	2018	2018	2018	2018	2018	2018
				BP1	PF1	PD	D1	BP2	PF2	D2	FNGS	BMF
1	273	261	272	262	287	293	290	195	185	185	171	142
2	251	273	278	277	294	298	299	201	180	184	174	138
3	257	286	277	276	301	298	302	196	175	188	166	131
4	247	293	284	278	310	298	303	204	184	191	169	130
5	242	309	283	269	306	301	310	204	179	201	169	126
6	239	286	282	277	303	300	317	190	175	197	164	125
7	239	295	280	274	300	302	309	202	186	204	166	131
8	230	281	281	278	298	301	307	203	180	199	169	129
9	233	280	282	284	300	300	304	197	182	195	172	130
10	227	267	272	263	289	296	301	199	187	204	171	131
11	224	274	266	262	284	279	278	210	178	194	169	128
12	217	276	262	256	279	282	282	185	181	186	167	127
13	217	277	260	253	288	261	268	187	181	179	172	130
14	203	273	258	253	281	264	270	189	185	180	171	137
15	201	274	259	256	281	262	269	179	183	172	168	136
16	206	274	253	251	276	261	267	196	181	172	167	131
17	205	267	247	241	274	244	254	192	186	179	170	127
18	209	266	246	227	271	249	253	176	176	171	164	128
19	205	274	246	227	273	248	254	171	172	168	164	129
20	208	275	244	222	274	245	251	177	168	159	164	127
21	213	275	249	222	278	252	258	162	170	165	158	121
22	221	286	249	221	276	253	256	176	175	165	158	114
23	226	290	246	229	273	253	254	168	168	166	154	108
24	224	295	241	229	267	250	248	164	162	163	150	104
25	230	285	238	228	266	247	245	150	161	158	149	98
26	227	285	231	206	261	242	246	150	143	154	137	91
27	236	285	236	223	264	243	245	149	149	157	138	95
28	233	287	237	232	262	244	249	152	152	163	140	98
29	227	283	231	242	251	240	241	151	156	163	142	101
30	225	278	231	236	257	235	233	145	149	164	144	103
31	225	275	227	242	250	227	231	141	148	156	144	104
32	219	277	222	236	244	224	220	162	145	152	132	107
33	219	272	222	242	242	221	222	147	142	141	127	109
34	215	274	222	247	240	227	233	146	145	142	127	102
35	213	273	222	240	243	228	236	147	138	144	128	102
36	214	279	223	234	239	235	232	146	132	141	123	98
37	218	289	228	250	244	242	240	134	132	138	131	91
38	231	301	224	247	244	232	247	132	124	132	119	90
39	225	297	227	239	245	240	248	121	134	139	132	92
40	224	294	225	227	247	232	241	131	139	134	122	91
41	220	293	224	235	239	234	238	147	147	145	139	95
42	217	287	227	246	245	234	238	138	141	138	137	94
43	229	287	225	229	244	233	237	152	142	142	130	88
44	240	286	228	239	243	234	243	159	140	134	136	84
45	244	288	223	248	239	227	238	172	139	131	125	83
Average	226	282	247	245	268	257	260	170	160	166	151	113



**Actual Packages on offer for coming sale 46 of 12th & 13th November, 2018
(By Grade / by Country)**

	BP1	PF1	PD	DUST1	BP2	PF2	DUST2	FNGS	BMF	Total
KENYA	17,200	52,528	29,117	9,627	480	1,660	2,900	5,000	2,580	121,092
UGANDA	2,080	5,040	5,758	3,180	200	2,601	780	3,860	3,099	26,598
RWANDA	1,560	2,720	1,220	480	300	220	280	200	20	7,000
TANZANIA	420	1,480	820	280	80	80	220	540	540	4,460
BURUNDI	920	1,040	280	280	0	0	60	140	0	2,720
ETHIOPIA	0	0	0	0	0	140	140	140	0	420
Total	22,180	62,808	37,195	13,847	1,060	4,701	4,380	9,880	6,239	162,290

**Upcoming Auction Offerings by Country
Sale no. 46 and 47/ 2018**

COUNTRY	Sale 45/ 2018 (Actual packages)		Sale 46/ 2018		VARIANCE
	Pkgs	Kgs	Pkgs	Kgs	Kgs
KENYA	122,590.00	8,233,424.00	120,732.00	8,096,328.50	137,095.50
UGANDA	23,036.00	1,314,950.00	26,558.00	1,497,728.00	(182,778.00)
RWANDA	6,920.00	447,659.50	7,040.00	490,937.00	(43,277.50)
BURUNDI	2,520.00	183,063.00	2,720.00	172,177.00	10,886.00
TANZANIA	4,340.00	244,205.00	4,100.00	238,628.00	5,577.00
ETHIOPIA	420.00	17,416.00	420.00	17,416.00	-
MOZAMBIQUE					
TOTALS:	159,826.00	10,440,717.50	161,570.00	10,513,214.50	(72,497.00)

MAIN GRADE COMPARATIVE RANKINGS – SALE 45 2018

Mark	BP1				Mark	PF1				Mark	PD				Mark	DUST1			
	Pre	Lo	High	De		Prev	Low	Hig	Dev		Pre	Low	Hig	De		Prev	Lo	Hig	Dev
1 KITABI	440	430	450	10	KITABI	348	332	332	-16	RUBAYA	350	323	323	-27	KITABI	342	342		
2 RUBAYA	438	430	448	10	NYABIHU	340	320	325	-15	GACHARAGE	300	285	310	10	KATHANGARIRI	336	304	328	-8
3 NYABIHU	452	435	446	-6	MUNUNGA	324	305	318	-6	GATHUTHI	306	298	300	-6	KIMUNYE	334	326	328	-6
4 GISOVU	398	388	412	14	GATHUTHI	318	308	310	-8	KATHANGARIRI	306	290	300	-6	GATHUTHI	330	320	324	-6
5 MUGANZA-KIVU	392	396			KATHANGARIRI	316	308	310	-6	KANGAITA	300	291	298	-2	NJUNU	328	320	323	-5
6 IMENTI	366	338	376	10	RUKURIRI	313	302	310	-3	MUNUNGA	308	294	298	-10	GACHARAGE	322	322		
7 MATA	390	370	374	-16	KIMUNYE	312	302	306	-6	RUKURIRI	310	297	298	-12	GITUGI	330	322	322	-8
8 GITHONGO	366	359	374	8	RUBAYA	310	300	305	-5	KIMUNYE	302	294	296	-6	RUBAYA	320	312	320	0
9 GATARE	368	368			GACHEGE	278	268	304	26	CHINGA	302	288	294	-8	IKUMBI	330	315	320	-10
10 NSHILI KIVU	390	350	350	-40	GITUGI	311	300	300	-11	GITUGI	310	292	294	-16	NGERE	328	304	318	-10
11 GACHARAGE	360	339	350	-10	IMENTI	310	291	299	-11	IGEMBE	302	294	294	-8	IRIAINI	324	308	316	-8
12 GITUGI	355	335	350	-5	MUNGANIA	300	292	296	-4	KIEGOI	302	290	294	-8	KIRU	326	308	316	-10
13 NJUNU	364	335	345	-19	NJUNU	300	294	296	-4	KINORO	302	292	294	-8	THUMAITA	328	296	314	-14
14 KATHANGARIRI	364	342	344	-20	KANGAITA	304	292	294	-10	MAKOMBOKI	300	288	294	-6	NDIMA	336	307	311	-25
15 MUNGANIA	356	327	330	-26	NDIMA	300	290	294	-6	NJUNU	304	287	294	-10	GATUNGURU	328	300	310	-18
16 MUSHUBI	320	320			GACHARAGE	298	288	292	-6	IKUMBI	306	287	293	-13	IMENTI	326	308	310	-16
17 MUNUNGA	348	308	320	-28	CHINGA	288	286	290	2	GITHONGO	302	290	292	-10	KAGWE	324	302	310	-14
18 NGERE	333	312	316	-17	IKUMBI	290	286	290	0	KIONYO	310	292	292	-18	MUNGANIA	330	310	310	-20
19 RUKURIRI	336	312	315	-21	KINORO	288	284	289	1	WERU	300	292	292	-8	MUNUNGA	324	310	310	-14
20 RAGATI	328	299	314	-14	GITHONGO	302	284	288	-14	MICHI	300	285	291	-9	KINORO	326	300	306	-20
21 MATAARA	331	311	314	-17	KAMBAA	292	284	288	-4	MUNGANIA	302	287	291	-11	GITHAMBO	320	305	305	-15
22 IRIAINI	333	304	312	-21	KIEGOI	290	284	288	-2	NGERE	300	285	291	-9	KIONYO	324	298	305	-19
23 KIEGOI	330	312	312	-18	MAKOMBOKI	290	282	288	-2	GITHAMBO	304	285	289	-15	MAKOMBOKI	328	300	304	-24
24 KIMUNYE	350	309	312	-38	NGERE	290	284	288	-2	KAGWE	310	285	289	-21	CHINGA	326	300	300	-26
25 IKUMBI	345	306	311	-34	IGEMBE	284	284	286	2	KIRU	300	285	289	-11	RAGATI	325	290	300	-25
26 KANGAITA	328	304	311	-17	KIONYO	292	280	286	-6	KAMBAA	302	285	288	-14	GITHONGO	326	300	300	-26
27 THETA	328	298	311	-17	RAGATI	286	282	284	-2	NDARUGU	310	285	288	-22	KAMBAA	328	300	300	-28
28 GATUNGURU	337	302	309	-28	RUTSIRO	284	284			GATUNGURU	298	285	287	-11	KANYENYA	324	298	300	-24
29 GITHAMBO	330	306	309	-21	KAGWE	290	282	284	-6	IRIAINI	304	287	287	-17	KIEGOI	320	300	300	-20
30 GATHUTHI	315	295	308	-7	THETA	288	284	284	-4	KANYENYA	310	285	287	-23	MATAARA	324	300	300	-24
31 KAGWE	332	300	308	-24	GATUNGURU	284	280	282	-2	MATAARA	306	285	287	-19	NDARUGU	326	300	300	-26
32 WERU	327	304	308	-19	KIRU	286	280	282	-4	NDIMA	302	285	287	-15	NDUTI	326	300	300	-26
33 GISAKURA	317	305	307	-10	NDUTI	288	280	282	-6	NDUTI	300	285	287	-13	THETA	330	300	300	-30
34 KINORO	322	304	307	-15	THUMAITA	288	280	282	-6	THETA	310	285	287	-23	WERU	320	296	296	-24
35 NDIMA	328	297	307	-21	WERU	284	280	282	-2	THUMAITA	301	285	287	-14	RUTSIRO	290	290		
36 CHINGA	318	306	306	-12	NDARUGU	279	277	281	2	RAGATI	304	285	285	-19	GACHEGE	310	280	280	-30
37 IGEMBE	326	300	306	-20	MATA	288	278	280	-8	GACHEGE	308	285	285	-23	GATARE	275	275		
38 KAMBAA	320	302	306	-14	GITHAMBO	286	280	280	-6	MATA	272	272			NSHILI KIVU	270	270		
39 KIONYO	324	300	306	-18	IRIAINI	280	274	280	0	GATARE	270	270			MOMUL	258	252	262	4
40 MAKOMBOKI	316	300	306	-10	MATAARA	280	275	275	-5	OLENG	272	264	265	-7	MUGANZA-KIVU	260	260		
41 NNDARUGU	320	296	306	-14	GISOVU	267	270	272	5	MOMUL	255	246	250	-5	GISAKURA	262	259	259	-3
42 THUMAITA	335	302	306	-29	MICHI	270	262	268	-2	NYANKOBA	252	242	250	-2	MUSHUBI	258	256	256	-2
43 GACHEGE	308	304	304	-4	MOMUL	270	262	268	-2	NSHILI KIVU	256	248	248	-8	CHEMOMI	247	247		
44 KIRU	317	296	304	-13	KANYENYA	274	268	268	-6	MUSHUBI	252	247	247	-5	TEBESONIK	242	246	246	4
45 KANYENYA	319	296	300	-19	NYANKOBA	268	262	266	-2	SANGANYI	246	240	244	-2	MOTIGO	242	238	244	2
46 NDUTI	320	300	300	-20	GATARE	260	264	264	4	IJENDA	238	242	242	4	SANGANYI	248	244	244	-4
47 MICHI	294	274	290	-4	MUGANZA-KIVU	257	263			SIONGO	242	235	242	0	SIONGO	244	238	238	-6
48 MULINDI	292	280	280	-12	GIANCHORE	258	250	260	2	GISAKURA	251	238	240	-11	TEGAT	220	236	236	16
49 PFUNDA	254	262	268	14	SANGANYI	264	256	260	-4	TEZA	266	240	240	-26	TIRGAGA	248	235	235	-13
50 NYANKOBA	285	256	268	-17	GISAKURA	254	252	258	4	RWEGURA	250	234	236	-14	IJENDA	245	235	235	-10
51 RUKERI	264	264	264	0	NSHILI KIVU	264	250	256	-8	TEBESONIK	234	230	236	2	KAPKATET	245	235	235	-10
52 SHAGASHA	259	245	249	-10	MUSHUBI	252	250	254	2	TOROR	234	232	236	2	TEZA	235	235		
53 TOROR	244	228	240	-4	MULINDI	246	240	250	4	TOMBE	232	230	234	2	SOKOT	222	234		
54 OLENG	232	222	238	6	PFUNDA	250	245	249	-1	CHEMOMI	240	225	233	-7	MULINDI	236	233	233	-3
55 SANGANYI	224	220	234	10	OLENG	246	237	248	2	KAPKO	234	230	232	-2	KAPKO	215	232	232	17
56 TEBESONIK	226	233	233	7	SIONGO	251	244	248	-3	MULINDI	246	223	232	-14	OLENG	250	232	232	-18
57 EBEREGE	217	222	232	15	SHAGASHA	245	245	246	1	TIRGAGA	232	230	232	0	PFUNDA	232	232		
58 GIANCHORE	222	230	232	10	TEBESONIK	256	244	246	-10	GIANCHORE	232	230	232	0	KAMARYA	230	232		
59 MWAMU	219	230	232	13	TIRGAGA	242	238	244	2	KIP KOIMET	242	231	232	-10	MOKAMA	228	232	232	4
60 TORA	236	231	232	-4	MOTIGO	246	242	244	-2	MOKAMA	232	230	232	0	ROROK	232	206	232	0

61	MOMUL	230	222	230	0	TOMBE	245	240	244	-1	MOTIGO	232	228	232	0	SIRET	240	230	230	-10
62	CHELAL	220	222	230	10	MOKAMA	241	238	242	1	NYAMACHE	231	232	232	1	TORA	230	230		
63	RWEGURA	231	200	230	-1	KAPKATET	246	235	241	-5	ROROK	234	228	232	-2	KARIRANA	240	220	228	-12
64	SIONGO	225	220	230	5	OGEMBO	240	238	241	1	KOBEL	230	228	230	0	KEPCHOMO	248	226	228	-20
65	IJENDA	200	200	229	29	KEBIRIGO	245	240	240	-5	SITOI	230	220	230	0	SITOI	228	224	224	-4
66	KOBEL	222	218	228	6	MUDETE	239	236	240	1	BOITO	232	230	230	-2	REYNA	238	223	223	-15
67	MOKAMA	220	220	228	8	TEZA	264	240	240	-24	CHEBUT	229	228	230	1	CHEBUT	223	222	223	0
68	NYAMACHE	218	224	228	10	MOGOGO	240	234	239	-1	CHELAL	230	228	230	0	MARAMBA	240	220	220	-20
69	TOMBE	219	216	228	9	BOITO	239	234	238	-1	ITUMBE	232	228	230	-2	TAITO	220	220		
70	TIRGAGA	222	224	226	4	TOROR	241	230	238	-3	KAMARYA	242	230	230	-12	KIBWARI	230	219	219	-11
71	TEZA	227	210	226	-1	KAPKO	237	232	236	-1	KAPKATET	234	228	230	-4	KAPCHORUA	230	218	218	-12
72	KAPSET	218	222	224	6	KOBEL	236	228	236	0	KAPSARA	230	230	230	0	MWAMU	203	218		
73	OGEMBO	218	220	224	6	MWAMU	237	232	236	-1	KAPSET	230	228	230	0	NYAMACHE	220	218	218	-2
74	LITEIN	217	216	223	6	NYAMACHE	240	234	236	-4	KEBIRIGO	232	228	230	-2	MBOGO TEA	230	213	216	-14
75	ITUMBE	217	220	222	5	ROROK	239	232	236	-3	MUDETE	236	228	230	-6	NGORONGO	237	216	216	-21
76	KAPKATET	216	217	222	6	RWEGURA	252	230	236	-16	MWAMU	232	230	230	-2	CHEBANGO	216	216		
77	ROROK	222	215	222	0	LITEIN	236	230	234	-2	OGEMBO	231	230	230	-1	DL TEAS	230	215	216	-14
78	MOGOGO	216	216	220	4	SITOI	215	216	232	17	TEGAT	234	228	230	-4	ELGON TEA	230	215	215	-15
79	BOITO	216	218	220	4	CHELAL	235	230	232	-3	KARIRANA	240	220	228	-12	METTARORA	228	210	215	-13
80	KEBIRIGO	215	216	220	5	CHEMOMI	242	232	232	-10	MOGOGO	230	228	228	-2	SETYON	227	215	215	-12
81	MOTIGO	215	216	220	5	KAPSARA	238	230	232	-6	EBEREGE	232	228	228	-4	KAIMOSI	228	215	215	-13
82	KAPSARA	222	216	217	-5	TEGAT	238	232	232	-6	KAPTUMO	230	228	228	-2	KIPKEBE	220	210	210	-10
83	KAPKO	224	214	216	-8	CHEBUT	235	228	230	-5	LITEIN	232	228	228	-4	KIPTAGICH	200	208		
84	MUDETE	220	216	216	-4	EBEREGE	238	230	230	-8	SHAGASHA	236	212	227	-9	MANARET	224	208	208	-16
85	NDARAWETTA	220	216	216	-4	ITUMBE	238	230	230	-8	KEPCHOMO	232	224	226	-6	TACHASIS	221	208	208	-13
86	TEGAT	223	216	216	-7	KAPSET	232	228	230	-2	NGORONGO	238	216	225	-13	CUPATEA	222	204	204	-18
87	KAPTUMO	222	215	215	-7	KAPTUMO	239	230	230	-9	SIRET	232	218	224	-8	LELAGOIN	219	200	204	-15
88	CHEBUT	212	212	212	0	NDARAWETTA	242	230	230	-12	SOKOT	234	220	224	-10	MUGOMA	208	204	204	-4
89	CHEMOMI	218	209	210	-8	RUKERI	230	230			REYNA	238	223	223	-15	IGARA	204	204		
90	KARIRANA	194	196			TORA	254	220	230	-24	KAPCHORUA	232	220	222	-10	KIPTENDEN	196	202	202	6
91	KIBWARI	196	196			SIRET	231	225	229	-2	NDARAWETTA	222	222			KAPSET	220	202	202	-18
92	SOKOT	194	190	196	2	IJENDA	226	220	229	3	EMROK	236	215	220	-16	MUZIZI	206	202	202	-4
93	EMROK	160	190			KIP KOIMET	225	220	227	2	MARAMBA	240	220	220	-20	TINDERET	220	202	202	-18
94	KEPCHOMO	190	188	188	-2	SOKOT	230	225	227	-3	TAITO	230	220	220	-10	KELUNET	209	200	200	-9
95	MASINGI	182	182			KAMARYA	234	225	225	-9	MBOGO TEA	236	213	219	-17	TINET	200	200		
96	MARAMBA	190	180	180	-10	KEPCHOMO	228	225	225	-3	KIBWARI	230	219	219	-11	ITUMBE	200	200		
97	SITOI	180	180			MARAMBA	224	220	222	-2	DL TEAS	230	214	218	-12	KABIANGA	200	200		
98	NGORONGO	186	178	178	-8	MBOGO TEA	228	220	222	-6	KAIMOSI	228	217	217	-11	KERITOR	200	200		
99	CHEBANGO	175	174	174	-1	KIBWARI	225	220	222	-3	MASINGI	234	217	217	-17	TILYA	216	200	200	-16
100	GISOZI	156	158			BONDET	220	220	220	0	SIOMO	227	215	217	-10	KIPSINENDE	212	195	195	-17
101	KIBENA	162	150	150	-12	SETYON	202	220			BONDET	228	213	215	-13	TOIYOI	210	195	195	-15
102	KIPCHABO	142	150	150	8	KAPCHORUA	222	220	220	-2	ELGON TEA	228	213	215	-13	CHIMCHIM	211	190	192	-19
103	MBOGO TEA	170	140	147	-23	KARIRANA	226	210	218	-8	MANARET	226	210	215	-11	NYAMBYA	191	191		
104	MOGENI	135	144			EMROK	232	210	216	-16	METTARORA	230	210	215	-15	BUHWEJU	192	190	190	-2
105	NYARINDA	142	142			METTARORA	216	205	216	0	SETYON	227	211	215	-12	BWINDI	186	186		
106	SIOMO	146	140	140	-6	MANARET	220	215	215	-5	CHEBANGO	228	215	215	-13	CHEBOSWA	185	185		
107	LELAGOIN	132	120	138	6	CHEBANGO	220	215	215	-5	ARROKET	228	206	213	-15	GISOZI	170	182		
108	TILYA	134	128	136	2	KIPTAGICH	216	206	212	-4	KIBENA	210	212	212	2	GLOBAL VILLAGE TEA	180	180		
109	TACHASIS	145	135	135	-10	KAISUGU	205	209			CHANGOI	224	210	212	-12	BUGAMBE	198	172	178	-20
110	CHIMCHIM	140	125	130	-10	DL TEAS	220	200	209	-11	KIPKEBE	224	210	210	-14	MOGENI	172	172		
111	KIPSINENDE	130	130	130	0	ARROKET	218	200	208	-10	SISIBA	221	210	210	-11	KALINZU	194	168	168	-26
112	CHEMAMUL	127	127			SAPTET	202	198	206	4	SAPTET	222	204	208	-14	DINDIRA	172	155	160	-12
113	KAPSONGOI	127	127			MASINGI	214	200	206	-8	TINET	200	208			NGOINA	155	155		
114	RUSEKERE	115	110	126	11	SIOMO	204	206	206	2	TACHASIS	221	208	208	-13	RWENZORI	146	146		
115	KAYONZA	135	126	126	-9	ELGON TEA	224	205	205	-19	KELUNET	216	195	206	-10	ANKOLE	140	138	142	2
116	KIPKEBE	126	125	125	-1	REYNA	225	200	205	-20	CUPATEA	222	204	204	-18	BUZIRASAGAMA	178	140	140	-38
117	TINET	130	125	125	-5	KAIMOSI	212	205	205	-7	KIPTAGICH	200	204			TORO	130	136		
118	LASIT	123	123			KIPTENDEN	213	204	204	-9	LELAGOIN	220	200	204	-16	MWENGE	146	135	135	-11
119	ANKOLE	118	122			KIPCHABO	210	200	204	-6	MUGOMA	206	202	204	-2	KAHUNA	170	130	134	-36
120	CUPATEA	120	120			KIBENA	200	200			KAISUGU	218	185	202	-16	KIKO	146	132	134	-12

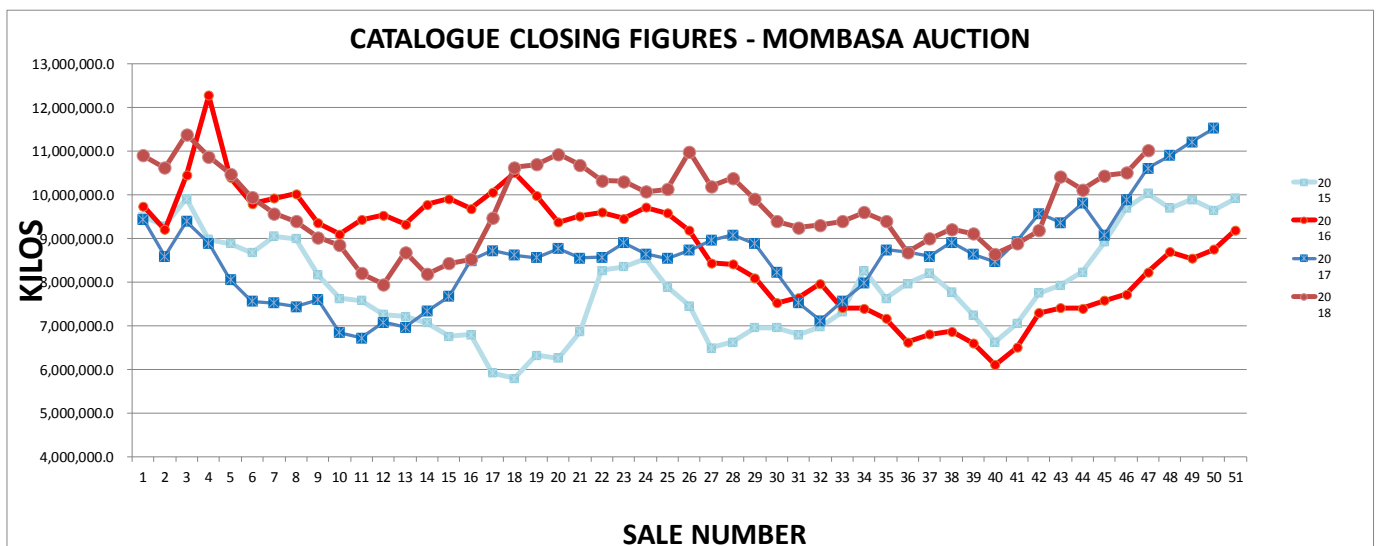
121 KIGEZI HIGHLAND	110	120		KIPKEBE	214	200	200	-14	KIPTENDEN	216	202	202	-14	MUNOBWA	166	132	132	-34	
122 NYAMBYA	114	120	120	6	NGORONGO	214	200	200	-14	MUZIZI	206	202	202	-4	KIGUMBA	158	130	130	-28
123 RWENZORI		120	120		KERITOR	218	200	200	-18	TILUET	220	200	202	-18	MABALE		120	120	
124 DINDIRA	110	118	119	9	TINET	202	198	198	-4	TINDERET	226	202	202	-24	KIJURA	115	102	116	1
125 KIKO	110	119	119	9	TACHASIS	200	197	197	-3	KABIANGA	216	200	200	-16	CHIVANJEE		110	110	
126 KYAMUHUNGA		110	118		CHIMCHIM	198	184	196	-2	KAYONZA		200	200		KIAMARA	130	110	110	-20
127 BUGAMBE	110	114	114	4	CUPATEA	196	192	196	0	KERITOR	216	200	200	-16	MITYANA	128	110	110	-18
128 BUZIRASAGAMA	105	114	114	9	CHANGOI	208	195	195	-13	MAGURA	204	200	200	-4	LUWALA		100	100	
129 KASAKU		114	114		TINDERET	218	195	195	-23	MATUTA	216	200	200	-16	ARC MOUNTAIN				
130 SALAMA	105	113	113	8	CHEMAMUL	198	180	191	-7	TILYA	218	200	200	-18	ARROKET				
131 KALINZU	118	110	112	-6	KIPSINENDE	195	190	190	-5	BUHWEJU	166	122	198	32	BONDET				
132 MWENGE	114	112	112	-2	LASIT		190	190		IGARA	194	190	198	4	EMROK				
133 KIJURA	112	110	110	-2	MATUTA	204	190	190	-14	CHEMAMUL	205	195	195	-10	GISOVU				
134 MUNOBWA	100	106	110	10	TILUET	214	190	190	-24	ITONA	208	195	195	-13	JAMJI				
135 MWERA	100	108	108	8	TILYA	214	190	190	-24	KIPSINENDE	212	195	195	-17	KAISUGU				
136 TORO		100	104		KABIANGA	196	188	188	-8	LASIT		195	195		KARAMBI				
137 CHIVANJEE		100	100		KAYONZA	190	185	188	-2	TOIYOI	210	195	195	-15	KERICHO				
138 ARC MOUNTAIN					SISIBA	190	188	188	-2	CHIMCHIM	217	180	192	-25	KIBENA				
139 ARROKET					KAPSONGOI	196	185	187	-9	NYAMBYA		189	191		KIMUGU				
140 BONDET					GISOZI		184	186		SAKAWA		190	190		KOBEL				
141 BUHWEJU					SAKAWA	185	180	180	-5	IKANGA		190	190		KOIWA				
142 CHEBOSWA					IKANGA		178	180		BWIINDI	196	184	184	-12	KORUMA				
143 ELGON TEA					TOIYOI	188	180	180	-8	KIGEZI HIGHLAND	198	180	180	-18	MABROUKIE				
144 JAMJI					LELAGOIN	187	172	174	-13	KIPCHABO	178	175	179	1	MATA				
145 K AISUGU					ITONA	176	155	172	-4	BUGAMBE	194	160	172	-22	MICHI				
146 KARAMBI					RWAKA	200	170	170	-30	KYAMUHUNGA	182	165	170	-12	MOGOGO				
147 KELUNET					MUFINDI	170	165	165	-5	MOGENI	190	168	170	-20	NAMAYIBA				
148 KERICHO					NGOINA	170	155	162	-8	NYARINDA	192	155	170	-22	RUSEKERE				
149 KIMUGU					MAGURA	182	160	162	-20	NGOINA	170	163	163	-7	RWAKA				
150 KIPTAGICH					BUHWEJU	157	134	154	-3	KALINZU	194	130	160	-34	SAKAWA				
151 KIPTENDEN					BWIINDI	158	148	154	-4	DINDIRA	154	140	140	-14	SAPTET				
152 KOIWA					MUGOMA	164	150	152	-12	KAHUNA		130	130		SHAGASHA				
153 KORUMA					IGARA	135	128	150	15	MWENGE	142	130	130	-12	TAGABI				
154 MABROUKIE					NYARINDA	158	142	150	-8	RWENZORI	120	128	128	8	WUSH WUSH				
155 MANARET					DINDIRA	152	148	148	-4	TORO	140	120	128	-12	BOITO				
156 METTARORA					KYAMUHUNGA	150	142	142	-8	SALAMA	146	124	124	-22	CHANGOI				
157 MUGOMA					MUZIZI		138	142		ANKOLE	105	108	120	15	CHELAL				
158 NAMAYIBA					NYAMBYA	135	138	142	7	BUZIRASAGAMA	120	105	120	0	CHEMAMUL				
159 NGOINA					GLOBAL VILLAGE TEA	135	140			KASAKU		118	120		EBEREGE				
160 REYNA					KALINZU	120	110	132	12	KIGUMBA	136	120	120	-16	GIANCHORE				
161 RUTSIRO					MWENGE	124	124	127	3	MUNOBWA	144	120	120	-24	HIMA				
162 RWAKA					BUGAMBE	122	112	126	4	MWERA	110	118	120	10	IGEMBE				
163 SAKAWA					KIGUMBA		124	124		KIAMARA		105	115		IKANGA				
164 SAPTET					KIKO		110	120		MABALE	122	105	114	-8	ITONA				
165 SETYON					KAKONDE	120	117	117	-3	CHIVANJEE		110	110		KABALE				
166 SIRET					BUZIRASAGAMA	110	110	115	5	KIKO	130	110	110	-20	KAKONDE				
167 TAGABI					KASAKU	102	114	114	12	MITYANA	110	110	110	0	KANGAITA				
168 WUSH WUSH					RWENZORI		112	114		KIJURA	112	102	102	-10	KAPSARA				
169 BWIINDI					KIAMARA	122	112	112	-10	LUWALA	104	95	100	-4	KAPSONGOI				
170 CHANGOI					KARAMBI	108	110	110	2	ARC MOUNTAIN					KAPTUMO				
171 DL TEAS					ANKOLE	126	110	110	-16	CHEBOSWA					KASAKU				
172 GLOBAL VILLAGE TEA					CHIVANJEE	114	110	110	-4	GISOVU					KAYONZA				
173 HIMA					KIJURA	113	110	110	-3	JAMJI					KEBIRIGO				
174 IGARA					SWAZI	104	110	110	6	KARAMBI					KIGEZI HIGHLAND				
175 IKANGA					KAHUNA	113	108	108	-5	KERICHO					KIP KOIMET				
176 ITONA					MWERA	106	100	106	0	KIMUGU					KIPCHABO				
177 KABALE					MUNOBWA		100	104		KITABI					KYAMUHUNGA				
178 KABIANGA					MABALE	106	102	102	-4	KOIWA					LASIT				
179 KAHUNA					SALAMA	105	100	100	-5	KORUMA					LITEIN				
180 KAIMOSI					LUWALA	102	95	95	-7	MABROUKIE					MAGURA				

SECONDARY GRADES

Mark				BP/2				Mark				PF/2				Mark				DUST/2				Mark				FNGS/4/2				Mark				BMF									
Pre	Low	High	De	Pre	Low	High	De	Pre	Low	High	De	Pre	Low	High	De	Pre	Low	High	De	Pre	Low	High	De	Pre	Low	High	De	Pre	Low	High	De	Pre	Low	High	De	Pre	Low	High	De	Pre	Low	High	De		
1	KITABI	290	275	282	-8	MATA						KITABI	252	290	290	38	KITABI	362	345	345	-17	RUBAYA				RUBAYA					RUBAYA					RUBAYA	86	84	18	32					
2	RUBAYA	268	264	278	10	MULINDI	229	226	234	5	RUBAYA	266	240	268	2	RUBAYA	342	342	342		ELGON TEA	86	84	18	32	RUBAYA	342	342	342		ELGON TEA	86	84	18	32										
3	NYABIHU	260	271	271	11	MUGANZA-KIVU		230	234		GISOVU	217	224	224	7	MATA	272	272	272		KIPCHABO	106	92	114	8	MATA	272	272	272		KIPCHABO	106	92	114	8										
4	MUGANZA-KIVU	266	270			GISAKURA	229	225	231	2	MULINDI	209	157	220	11	GATARE	260	260	260		MANARET	88	86	102	24	GATARE	260	260	260		MANARET	88	86	102	24										
5	GATARE	258	268			PFUNDA		196	196		MUSHUBI	224	220	220	-4	GACHARAGE	245	250	250	5	KIPTAGICH	105	103	103	-2	GACHARAGE	245	250	250	5	KIPTAGICH	105	103	103	-2										
6	MATA	240	247	251	11	CHEBANGO	190	190	192	2	SHAGASHA	212	215	220	8	NSHLIKIVU	234	234	234		REYNA	100	100	100		NSHLIKIVU	234	234	234		REYNA	100	100	100											
7	NSHLIKIVU	227	234	234	7	MARAMBA	198	190	190	-8	RUKERI	210	214	214	4	NGERE	212	222	222	10	KIBENA	84	96	96	12	NGERE	212	222	222	10	KIBENA	84	96	96	12										
8	PFUNDA	200	212	214	14	MANARET		186	186		MOMUL	226	212	212	-14	KIBWARI	214	220	220	6	DL TEAS	108	92	94	-14	KIBWARI	214	220	220	6	DL TEAS	108	92	94	-14										
9	GISAKURA	207	202	202	-5	MBOGO TEA	199	180	184	-15	MICHI	225	208	208	-17	MUGANZA-KIVU	220	220	220		SIRET	94	92	92	-2	MUGANZA-KIVU	220	220	220		SIRET	94	92	92	-2										
10	CHEBANGO	160	160			NDARAWETTA	192	176	182	-10	CHEMOMI	210	205	205	-5	MUSHUBI	218	212	216	-2	GLOBAL VILLAGE	84	84	92	8	MUSHUBI	218	212	216	-2	GLOBAL VILLAGE	84	84	92	8										
11	EMROK	148	147	147	-1	ELGON TEA	157	173	175	18	KIMUNYE	196	198	198	2	SIONGO	195	202	216	21	MARAMBA	92	90	90	-2	SIONGO	195	202	216	21	MARAMBA	92	90	90	-2										
12	REYNA	145	140	142	-3	CUPATEA	157	166	174	17	KIONYO	196	198	198	2	KAMBAA	230	209	209	-21	CHEBOSWA	99	88	88	-11	KAMBAA	230	209	209	-21	CHEBOSWA	99	88	88	-11										
13	KARIRANA	148	132	140	-8	EMROK	194	172	172	-22	WERU	181	190	190	9	IMENTI	222	206	206	-16	ANKOLE	86	84	88	2	WERU	181	190	190	9	IMENTI	222	206	206	-16	ANKOLE	86	84	88	2					
14	TAITO	142	140	140	-2	NGORONGO		158	165		TEBESONIK	186	186	186		THUMAITA	222	206	206	-16	MAGURA	86	84	88	2	TEBESONIK	186	186	186		THUMAITA	222	206	206	-16	MAGURA	86	84	88	2					
15	MARAMBA	136	136	136	0	KABIANGA	150	161	161	11	TEGAT	180	180	180		CHEMOMI	202	200	200	-2	MULINDI	87	87			CHEMOMI	202	200	200	-2	MULINDI	87	87												
16	NGORONGO	138	130	136	-2	KARIRANA		156	160		IKUMBI	172	172	172		KAPTUMO	193	160	200	7	KIMUGU	86	86			IKUMBI	172	172	172		KAPTUMO	193	160	200	7	KIMUGU	86	86							
17	KOIVA	128	128			KAYONZA	158	155	157	-1	PFUNDA	175	170	170	-5	RUKURIRI	232	190	200	-32	NGORONGO	88	86	86	-2	PFUNDA	175	170	170	-5	RUKURIRI	232	190	200	-32	NGORONGO	88	86	86	-2					
18	KERICHO	133	125	125	-8	MABROUKIE	178	150	150	-28	KAYONZA	140	165	168	28	GITHAMBO	228	199	199	-29	ITONA	84	84	86	2	KAYONZA	140	165	168	28	GITHAMBO	228	199	199	-29	ITONA	84	84	86	2					
19	MOGENI	107	107			SAKAWA	162	150	150	-12	TEZA	174	168	168	-6	SIRET	222	198	198	-24	KYAMUHUNGA	84	86	86	2	TEZA	174	168	168	-6	SIRET	222	198	198	-24	KYAMUHUNGA	84	86	86	2					
20	ARC MOUNTAIN	102	102	102		TAGABI	150	145	145	-5	GACHEGE	167	167	167		KAGWE	198	198	198		MWENGE	87	80	86	-1	GACHEGE	167	167	167		KAGWE	198	198	198		MWENGE	87	80	86	-1					
21	RWENZORI	106	100	100	-6	TILYA	140	138	138	-2	GISAKURA	164	164	164		SOKOT	224	195	195	-29	SOKOT	88	86	86	-2	GISAKURA	164	164	164		SOKOT	224	195	195	-29	SOKOT	88	86	86	-2					
22	HIMA	95	96	96	1	BWIINDI	112	108	134	22	IRIINI	155	162	162		KAPKATET	224	188	194	-30	CHEMOMI	88	85	85	-3	IRIINI	155	162	162		KAPKATET	224	188	194	-30	CHEMOMI	88	85	85	-3					
23	MWERA	96	96	96		BUHWEJU	121	130	130	9	KAPKATET	150	150	150		KAPSET	179	165	194	16	CUPATEA	84	82	84	0	KAPKATET	150	150	150		KAPSET	179	165	194	16	CUPATEA	84	82	84	0					
24	BUZIRASAGAM	94	94	94	0	DINDIRA	120	120	125	5	KIPCHABO	147	147	147		KAMARYA	192	192	192		EMROK	84	84			KIPCHABO	147	147	147		KAMARYA	192	192	192		EMROK	84	84							
25	RUSEKERE	92	93	93	1	IGARA	124	118	125	1	SETYON	144	122	145	1	GITHONGO	220	190	190	-30	GISAKURA	84	84			SETYON	144	122	145	1	GITHONGO	220	190	190	-30	GISAKURA	84	84							
26	DINDIRA	92	90	90	-2	KIGEZI HIGHLAN	138	125	125	-13	LITEIN	145	145	145		KATHANGARIR	224	190	190	-34	KORUMA	87	82	84	-3	LITEIN	145	145	145		KATHANGARIR	224	190	190	-34	KORUMA	87	82	84	-3					
27	CHIVANJEE	84	85	85	1	ARC MOUNTAIN	122	122	122		OGEEMBO	145	145	145		KEPCHOMO	190	190	190		MBOGO TEA	86	82	84	-2	OGEEMBO	145	145	145		KEPCHOMO	190	190	190		MBOGO TEA	86	82	84	-2					
28	MABALE	83	83			WUSH WUSH	90	122	122		SAKAWA	150	100	102	-8	KINORO	204	190	190	-14	SETYON	87	82	84	-3	SAKAWA	150	100	102	-8	KINORO	204	190	190	-14	SETYON	87	82	84	-3					
29	ARROKET					CHIMCHIM	144	120	120	-24	MARAMBA	141	132	140	-1	KIRU	222	190	190	-32	TAGABI	87	83	84	-3	MARAMBA	141	132	140	-1	KIRU	222	190	190	-32	TAGABI	87	83	84	-3					
30	BUGAMBE					BUGAMBE	117	117	117		CHELAL	140	140	140		MUNUNGA	236	190	190	-46	BWIINDI	80	84			CHELAL	140	140	140		MUNUNGA	236	190	190	-46	BWIINDI	80	84							
31	BUHWEJU					NAMAYIBA	108	117	117	9	CHIMCHIM	105	84	138	33	NDIMA	190	190	190		HIMA	83	83	84	1	CHIMCHIM	105	84	138	33	NDIMA	190	190	190		HIMA	83	83	84	1					
32	CHEBOSWA					MUNOBWA	104	102	116	12	KABIANGA	134	134	134		KIONYO	185	185	185		IGARA	82	84			KABIANGA	134	134	134		KIONYO	185	185	185		IGARA	82	84							
33	CHIMCHIM					KIGUMBA	120	115	115	-5	KAISUGU	125	105	136	11	KIMUNYE	208	183	183	-25	TAITO	84	84			KAISUGU	125	105	136	11	KIMUNYE	208	183	183	-25	TAITO	84	84							
34	CHINGA					KALINZI	114	114	114		MANARET	152	134	136	-16	OLENG	200	180	180	-20	TOIYOI	88	84	84	-4	MANARET	152	134	136	-16	OLENG	200	180	180	-20	TOIYOI	88	84	84	-4					
35	CUPATEA					MOGENI	102	105	113	11	CHEBOSWA	134	134	134		TEZA	180	180	180		BUGAMBE	86	80	82	-4	MOGENI	102	105	113	11	CHEBOSWA	134	134	134		TEZA	180	180	180		BUGAMBE	86	80	82	-4
36	ELGON TEA					NYAMBYA	106	105	112	6	MBOGO TEA	146	120	134	-12	EMROK	178	178	178		BUHWEJU	86	82	82	-4	NYAMBYA	106	105	112	6	MBOGO TEA	146	120	134	-12	EMROK	178	178	178		BUHWEJU	86	82	82	-4
37	GISOVU					RWENZORI	108	106	112	4	KORUMA	132	132	132		MBOGO TEA	178	155	178	0	CHIMCHIM	84	82	82	-2	RWENZORI	108	106	112	4	KORUMA	132	132	132		MBOGO TEA	178	155	178	0	CHIMCHIM	84	82	82	-2
38	JAMJI					GLOBAL VILLAGE	106	108	110	4	KIP TAGICH	130	130	130		CHINGA	175	175	175		KERICHO	82	82			GLOBAL VILLAGE	106	108	110	4	KIP TAGICH	130	130	130		CHINGA	175	175	175		KERICHO	82	82		
39	KAISUGU					MWENGE	100	100	110		KOIVA	124	128	128		PFUNDA	192	175	175	-17	MUGOMA	82	82			KOIVA	124	128	128		PFUNDA	192	175	175	-17	MUGOMA	82	82							
40	KELLUNET					RUSEKERE	108	106	108	0	BUZIRASAGAM	135	127	127	-8	SITOI	175	175	175		SAKAWA	83	80	82	-1	BUZIRASAGAM	135	127	127	-8	SITOI	175	175	175		SAKAWA	83	80	82	-1					
41	KIBENA					MAGURA	106	104	108	2	DL TEAS	122	122	126	4	KANGAITA	200	165	175	-25	KABIANGA	92	82	82	-10	MAGURA	106	104	108	2	DL TEAS	122	122	126											

CATALOGUE CLOSING FIGURES – 2017 Vs 2018

Sale No.	2015		2016		2017		2018		Diferencial 2018 Vs. 2017	
	Pkgs	Kilos	Pkgs	Kilos	Pkgs	Kilos	Pkgs	Kilos	Pkgs	Kilos
1	147,165	9,493,191.5	148,451	9,735,654.5	145,178	9,437,045.5	170,026	10,902,243.0	24,848	1,465,197.5
2	143,751	9,289,282.5	139,820	9,199,450.0	140,125	8,593,123.5	165,456	10,623,001.0	25,331	2,029,877.5
3	154,710	9,906,594.5	159,276	10,449,664.5	144,994	9,386,541.5	179,439	11,385,435.0	34,445	1,998,893.5
4	139,364	8,971,223.5	188,659	12,275,549.0	138,097	8,890,671.5	168,997	10,873,246.0	30,900	1,982,574.5
5	138,215	8,882,666.0	159,398	10,393,542.0	124,938	8,054,484.0	162,594	10,480,140.0	37,656	2,425,656.0
6	139,078	8,676,309.0	150,152	9,801,201.0	117,320	7,562,742.7	153,970	9,941,178.0	36,650	2,378,435.3
7	141,725	9,054,005.0	153,397	9,915,132.0	116,361	7,518,587.5	148,003	9,566,966.0	31,642	2,048,378.5
8	140,360	8,991,608.0	154,458	10,019,049.5	115,356	7,439,711.0	144,742	9,391,252.0	29,386	1,951,541.0
9	126,137	8,162,828.5	143,119	9,357,930.0	117,140	7,597,207.0	139,959	9,020,760.0	22,819	1,423,553.0
10	118,447	7,624,848.5	139,747	9,097,239.0	105,840	6,845,830.5	137,540	8,841,378.0	31,700	1,995,547.5
11	116,156	7,582,902.0	144,515	9,424,673.5	103,585	6,720,482.5	126,153	8,199,578.0	22,568	1,479,095.5
12	111,457	7,253,148.5	145,973	9,530,611.0	108,818	7,078,896.5	122,280	7,950,062.0	13,462	871,165.5
13	111,260	7,213,322.0	142,210	9,321,487.0	106,738	6,966,532.5	133,419	8,686,279.0	26,681	1,719,746.5
14	108,238	7,068,589.0	150,415	9,774,359.5	111,839	7,331,690.5	126,598	8,187,381.0	14,759	855,690.5
15	103,540	6,756,161.5	151,648	9,914,957.5	117,718	7,672,851.0	129,007	8,426,139.0	11,289	753,288.0
16	103,558	6,793,729.5	147,839	9,679,159.0	130,737	8,495,693.0	130,302	8,519,375.0	- 435	23,682.0
17	91,359	5,913,640.0	153,600	10,060,731.0	133,590	8,719,546.0	144,877	9,463,195.0	11,287	743,649.0
18	88,870	5,793,234.0	151,268	10,502,473.0	132,188	8,612,581.5	161,933	10,628,353.0	29,745	2,015,771.5
19	97,877	6,325,414.5	152,683	9,983,086.0	131,831	8,558,320.5	163,252	10,697,993.0	31,421	2,139,672.5
20	95,917	6,255,617.5	142,133	9,369,893.0	134,729	8,763,410.0	167,272	10,932,188.0	32,543	2,168,778.0
21	105,301	6,860,389.0	144,104	9,509,564.0	131,634	8,550,796.0	163,267	10,680,522.0	31,633	2,129,726.0
22	126,760	8,271,169.5	146,216	9,600,156.0	131,700	8,572,204.0	158,259	10,326,586.0	26,559	1,754,382.0
23	128,075	8,350,540.0	143,286	9,455,061.0	137,700	8,897,500.0	158,710	10,310,596.0	21,010	1,413,096.0
24	132,269	8,542,152.5	148,330	9,714,505.0	132,606	8,644,644.0	156,160	10,069,790.0	23,554	1,425,146.0
25	122,540	7,885,358.5	146,750	9,575,912.5	130,856	8,539,642.0	158,268	10,130,119.0	27,412	1,590,477.0
26	115,820	7,454,433.5	140,955	9,185,569.0	134,420	8,734,861.0	172,659	10,990,667.0	38,239	2,255,806.0
27	103,079	6,497,391.0	128,199	8,441,443.0	137,592	8,961,409.0	157,618	10,195,939.0	20,026	1,234,530.0
28	104,121	6,623,266.0	129,427	8,405,546.0	139,587	9,082,566.0	161,018	10,378,590.0	21,431	1,296,024.0
29	108,008	6,955,793.5	124,024	8,100,347.0	136,100	8,885,641.0	153,715	9,904,349.0	17,615	1,018,708.0
30	108,691	6,959,013.0	116,127	7,517,405.5	127,020	8,224,195.0	145,382	9,386,647.0	18,362	1,162,452.0
31	105,873	6,799,496.0	118,392	7,648,417.0	116,082	7,525,278.0	143,838	9,249,722.0	27,756	1,724,444.0
32	108,114	6,969,936.0	121,941	7,968,002.0	109,583	7,112,977.0	145,418	9,304,245.0	35,835	2,191,268.0
33	112,658	7,309,670.0	114,684	7,411,426.0	117,196	7,560,646.0	146,137	9,387,631.0	28,941	1,826,985.0
34	127,634	8,264,301.0	115,065	7,401,593.0	124,100	7,974,797.0	149,397	9,595,599.5	25,297	1,620,802.5
35	117,496	7,627,780.0	111,398	7,162,051.0	134,339	8,736,776.0	146,652	9,389,530.5	12,313	652,754.5
36	122,536	7,966,281.0	103,211	6,620,776.0	133,343	8,692,718.0	134,282	8,680,839.5	939	- 11,878.5
37	126,530	8,203,020.0	105,363	6,801,861.0	131,860	8,589,806.0	139,101	8,989,967.0	7,241	400,161.0
38	119,001	7,777,556.0	105,991	6,874,694.0	136,152	8,913,732.0	143,642	9,210,797.0	7,490	297,065.0
39	111,481	7,239,521.5	102,399	6,593,834.0	132,480	8,632,611.0	140,946	9,108,030.5	8,466	475,419.5
40	101,483	6,622,758.0	93,697	6,101,035.0	129,850	8,468,285.0	132,790	8,647,179.5	2,940	178,894.5
41	107,818	7,049,132.0	100,438	6,506,134.0	137,560	8,931,039.0	136,599	8,885,007.0	- 961	- 46,032.0
42	118,170	7,748,847.5	113,860	7,296,708.0	147,380	9,566,121.5	140,880	9,187,387.5	- 6,500	- 378,734.0
43	120,677	7,928,530.5	113,933	7,409,459.5	143,755	9,362,940.0	160,311	10,419,218.5	16,556	1,056,278.5
44	125,671	8,229,490.0	113,258	7,400,472.0	150,080	9,803,157.5	155,019	10,118,475.5	4,939	315,318.0
45	135,680	8,917,671.0	115,579	7,575,449.0	138,321	9,075,225.0	159,826	10,440,717.5	21,505	1,365,492.5
46	147,214	9,690,340.5	118,525	7,716,618.5	151,239	9,885,740.0	161,570	10,503,250.5	10,331	617,510.5
47	154,592	10,029,678.0	126,695	8,229,984.0	162,135	10,607,228.0	169,339	11,025,908.0	7,204	418,680.0
48	148,029	9,688,808.0	133,650	8,694,053.5	167,935	10,903,011.0			- 167,935	- 10,903,011.0
49	150,710	9,887,393.0	132,838	8,544,808.0	172,760	11,213,580.0			- 172,760	- 11,213,580.0
50	146,819	9,649,589.0	136,984	8,747,685.0	178,260	11,522,884.0			- 178,260	- 11,522,884.0
51	151,404	9,922,846.0	141,000	9,192,163.0						
Total	6,231,438	403,930,467.0	6,825,080	445,208,574.5	6,630,747	430,417,958.7	7,066,622	457,233,453.0	435,875	26,815,494.3



(Please note figures inclusive of reprints)

WEATHER REPORT

KENYA

For the week ending 4th November, 2018, both East and West of Rift tea growing areas still experienced warm weather conditions accompanied by alternate light and scattered showers. In the last 3-Days in the month of October, Factories were full and green leaf intakes were at 70 to 100 tons on average and sometimes more but opened the Month of November at 20 to 60 tons on average. Going forward, if the current weather prevails, we expect substantial green leaf volume to be received.

UGANDA

Western Uganda received 302 mm of rainfall during last week. Fort Portal area received 62 mm of average rainfall and experienced 28⁰C maximum and 18⁰C minimum temperatures. Hoima received 53 mm of average rainfall. Kibale received 29 mm of rainfall and experienced 28⁰C maximum and 23⁰C minimum temperatures while Bushenyi received 45 mm of rainfall and experienced 11⁰C minimum and 27 ⁰C maximum temperatures.

Crop levels generally increased last week apart from Ankole where it dropped.

COMBROK LIMITED

3 2018/11/04 10:00 AM