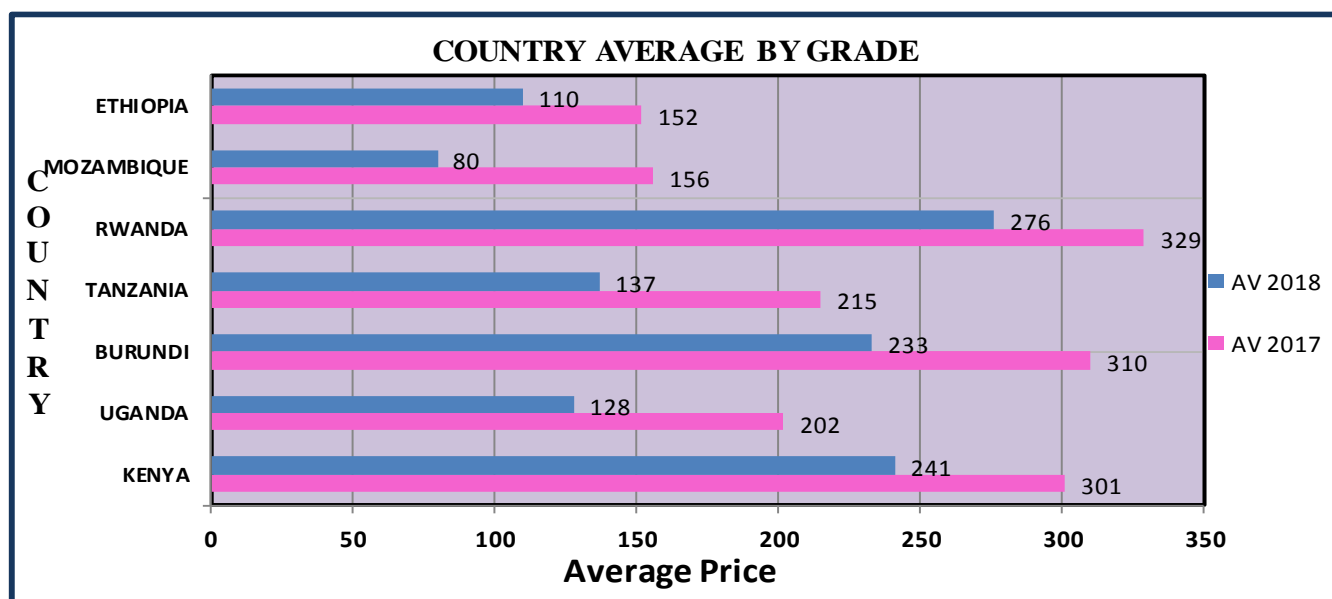


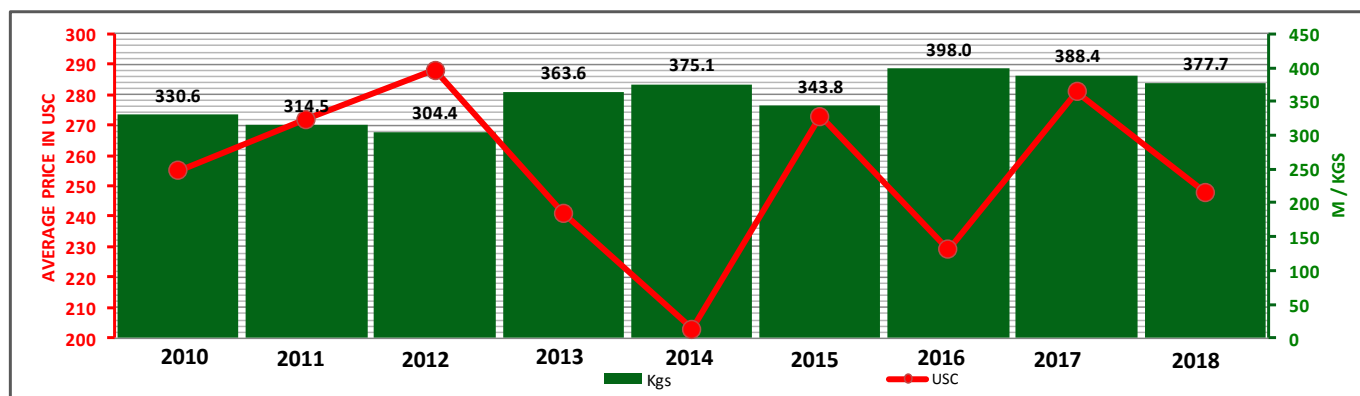
Mombasa Auction: Country Average Prices in US Cents Sale 44 (2017 vs. 2018)

COUNTRY	AV 2017	AV 2018	BP1	PF1	PD	D1	BP	PF	D	FNGS	BMF
KENYA	301	241	242	249	245	267	139	161	130	150	87
UGANDA	202	128	110	127	145	157	103	113	117	94	82
BURUNDI	310	233	217	247	246	245			174	154	
TANZANIA	215	137	125	154	182	171	90	120	104	103	80
RWANDA	329	276	356	269	280	270	251	231	203	228	
MOZAMBIQUE	156	80							85	71	81
ETHIOPIA	152	110						110			
ALL AUCTION AVERAGE	286	228	239	243	234	243	159	140	134	136	84



Mombasa Auction - Auction Quantities & Average Prices 2010 - 2018

	Jan		Feb		Mar		Apr		May		Jun		Jul		Aug		Sep		Oct		Nov		Dec		Total			
	Kgs	USC	Kgs	USC	Kgs	USC	Kgs	USC	Kgs	USC	Kgs	USC	Kgs	USC	Kgs	USC	Kgs	USC	Kgs	USC	Kgs	USC	Kgs	USC	Kgs	USC		
2018	49.3	279	34.3	281	29.6	265	39.9	252	38.7	247	37.3	239	43.7	233	32.2	222	31.8	226	41.8	226							377.7	248
2017	40.9	284	25.4	285	25.2	274	28.7	272	38.7	275	31.0	289	31.2	283	27.1	275	32.3	286	40.9	291	35.5	283	31.3	266			388.4	281
2016	37.0	256	36.6	237	40.7	223	35.3	204	44.4	212	34.2	227	29.2	231	21.7	218	23.8	222	24.6	223	36.3	250	23.6	252			398.0	229
2015	33.5	214	31.0	227	30.2	254	22.4	257	21.2	285	35.4	300	21.9	310	22.4	294	32.1	284	25.3	302	32.4	289	35.4	285			343.8	273
2014	25.1	256	30.6	224	36.6	208	21.8	207	35.7	196	44.9	191	28.1	205	24.6	203	33.2	190	28.1	192	33.6	191	32.8	189			375.1	203
2013	35.7	305	29.9	292	28.5	264	32.0	237	31.5	239	34.7	231	34.6	229	25.5	228	24.0	213	28.4	202	32.5	210	26.5	234			363.6	241
2012	36.1	264	27.2	265	23.9	274	22.8	279	17.8	281	24.1	289	26.8	299	22.6	309	21.9	304	31.8	297	27.9	304	21.4	307			304.4	288
2011	24.8	294	24.6	277	31.4	274	17.1	266	32.9	262	30.4	271	25.4	282	26.2	282	20.8	267	23.4	265	33.8	266	23.8	261			314.5	272
2010	27.9	284	29.1	295	33.5	280	24.6	261	41.6	235	33.7	222	27.2	216	25.1	250	17.9	249	18.3	250	30.5	254	21.0	270			330.6	255

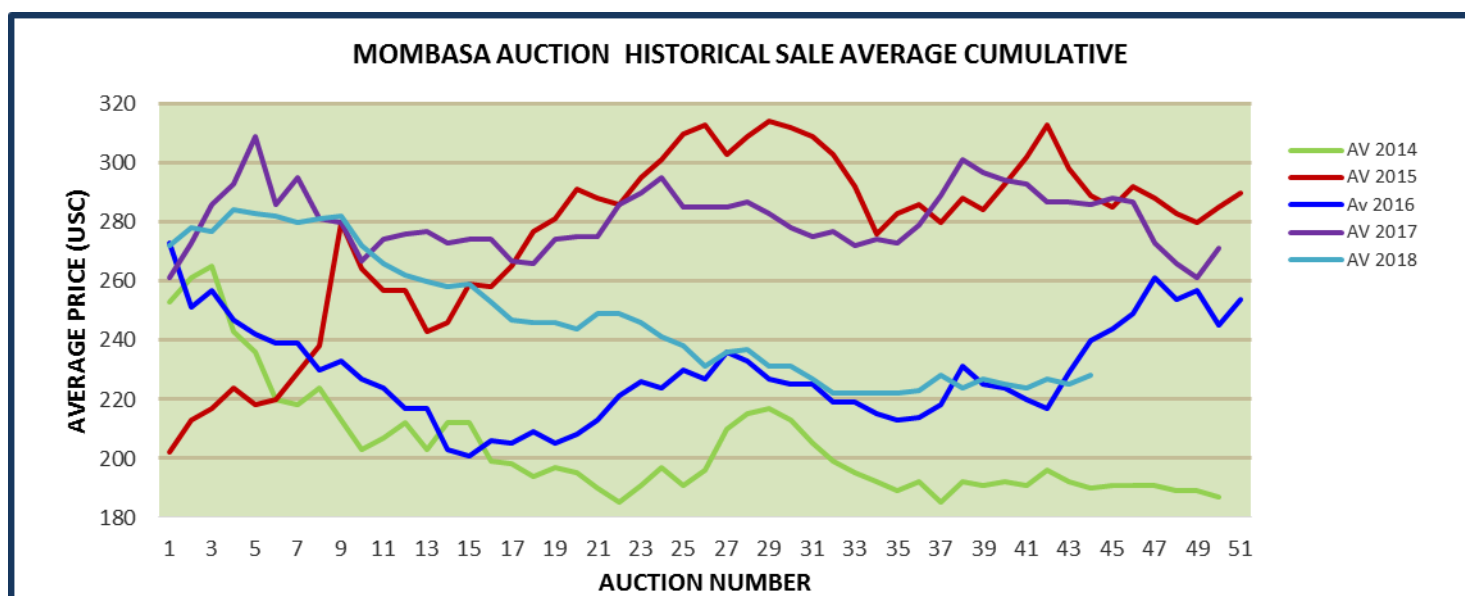


October figures include sold kilos and average price for sale 40, 41, 42, 43 and 44.

Kilos Sold By Country - Sale no. 44 & Cumulative to date (2017 Vs 2018)

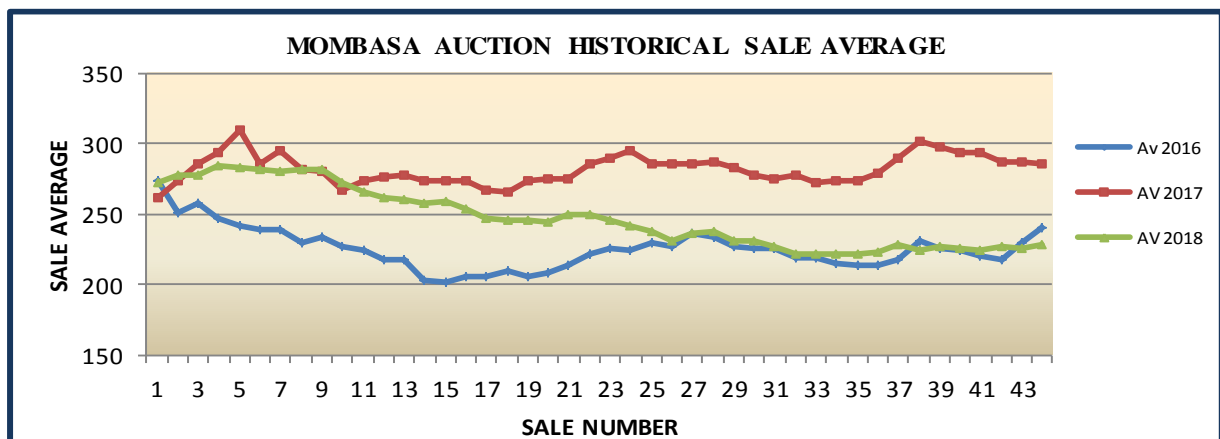
	Current Sale 44/2018		Same Sale Last Year 44/2017		Year To Date Sale 01-44/2018		Last Year To Date Sale 01-44/2017	Variance 2018 vs 2017
	Pkgs	Kilos	Pkgs	Kilos	Pkgs	Kilos	Kilos	Kilos
KENYA	107,739	7,260,525.00	99,580	6,751,953.00	4,338,968	291,559,023.80	259,473,292.30	32,085,732
UGANDA	17,660	1,003,636.00	20,860	1,175,190.00	880,532	48,923,191.00	40,183,110.00	8,740,081
BURUNDI	2,220	138,940.00	1,160	75,487.00	111,077	7,010,102.00	6,593,273.00	416,829
TANZANIA	2,280	125,368.00	3,420	197,345.00	180,110	9,798,702.00	5,831,198.00	3,967,504
RWANDA	5,500	377,592.00	4,340	292,297.50	281,184	19,092,581.50	16,211,802.50	2,880,779
MALAWI							24,120.00	(24,120)
MADAGASCAR					340	18,548.00	59,844.00	(41,296)
MOZAMBIQUE	420	18,636.00	600	28,212.00	12,810	560,367.00	651,540.00	(91,173)
DR CONGO					2,681	164,718.00	400,272.00	(235,554)
ETHIOPIA	160	6,311.00	600	26,372.00	12,995	559,882.00	752,438.00	(192,556)
TOTALS:	135,979	8,931,008.00	130,560.0	8,546,856.50	5,820,697	377,687,115.30	330,180,889.80	47,698,782

MOMBASA AUCTION – HISTORICAL AVERAGE CUMMULATIVE



Mombasa Auction - Historical Averages Comparative 2016 - 2018

SALE NO.	Av 2016	AV 2017	AV 2018	2018	2018	2018	2018	2018	2018	2018	2018	2018
				BP1	PF1	PD	D1	BP2	PF2	D2	FNGS	BMF
1	273	261	272	262	287	293	290	195	185	185	171	142
2	251	273	278	277	294	298	299	201	180	184	174	138
3	257	286	277	276	301	298	302	196	175	188	166	131
4	247	293	284	278	310	298	303	204	184	191	169	130
5	242	309	283	269	306	301	310	204	179	201	169	126
6	239	286	282	277	303	300	317	190	175	197	164	125
7	239	295	280	274	300	302	309	202	186	204	166	131
8	230	281	281	278	298	301	307	203	180	199	169	129
9	233	280	282	284	300	300	304	197	182	195	172	130
10	227	267	272	263	289	296	301	199	187	204	171	131
11	224	274	266	262	284	279	278	210	178	194	169	128
12	217	276	262	256	279	282	282	185	181	186	167	127
13	217	277	260	253	288	261	268	187	181	179	172	130
14	203	273	258	253	281	264	270	189	185	180	171	137
15	201	274	259	256	281	262	269	179	183	172	168	136
16	206	274	253	251	276	261	267	196	181	172	167	131
17	205	267	247	241	274	244	254	192	186	179	170	127
18	209	266	246	227	271	249	253	176	176	171	164	128
19	205	274	246	227	273	248	254	171	172	168	164	129
20	208	275	244	222	274	245	251	177	168	159	164	127
21	213	275	249	222	278	252	258	162	170	165	158	121
22	221	286	249	221	276	253	256	176	175	165	158	114
23	226	290	246	229	273	253	254	168	168	166	154	108
24	224	295	241	229	267	250	248	164	162	163	150	104
25	230	285	238	228	266	247	245	150	161	158	149	98
26	227	285	231	206	261	242	246	150	143	154	137	91
27	236	285	236	223	264	243	245	149	149	157	138	95
28	233	287	237	232	262	244	249	152	152	163	140	98
29	227	283	231	242	251	240	241	151	156	163	142	101
30	225	278	231	236	257	235	233	145	149	164	144	103
31	225	275	227	242	250	227	231	141	148	156	144	104
32	219	277	222	236	244	224	220	162	145	152	132	107
33	219	272	222	242	242	221	222	147	142	141	127	109
34	215	274	222	247	240	227	233	146	145	142	127	102
35	213	273	222	240	243	228	236	147	138	144	128	102
36	214	279	223	234	239	235	232	146	132	141	123	98
37	218	289	228	250	244	242	240	134	132	138	131	91
38	231	301	224	247	244	232	247	132	124	132	119	90
39	225	297	227	239	245	240	248	121	134	139	132	92
40	224	294	225	227	247	232	241	131	139	134	122	91
41	220	293	224	235	239	234	238	147	147	145	139	95
42	217	287	227	246	245	234	238	138	141	138	137	94
43	229	287	225	229	244	233	237	152	142	142	130	88
44	240	286	228	239	243	234	243	159	140	134	136	84
Average	226	282	248	245	269	257	261	170	161	166	152	113



**Actual Packages on offer for coming sale 45 of 05th & 06th November, 2018
(By Grade / by Country)**

	BP1	PF1	PD	DUST1	BP2	PF2	DUST2	FNGS	BMF	Total
KENYA	14,680	54,580	30,150	10,320	540	1,940	2,600	5,160	2,620	122,590
UGANDA	1,780	4,638	5,498	3,000	180	2,000	760	2,400	2,780	23,036
RWANDA	1,240	2,580	1,060	720	400	220	360	280	60	6,920
TANZANIA	480	1,200	720	240	160	280	220	600	440	4,340
BURUNDI	760	1,160	200	200	0	0	40	160	0	2,520
ETHIOPIA	0	0	0	0	0	140	140	140	0	420
Total	18,940	64,158	37,628	14,480	1,280	4,580	4,120	8,740	5,900	159,826

**Upcoming Auction Offerings by Country
Sale no. 45 and 46/ 2018**

COUNTRY	Sale 45/ 2018 (Actual packages)		Sale 46/ 2018		VARIANCE
	Pkgs	Kgs	Pkgs	Kgs	Kgs
KENYA	122,590.00	8,233,424.00	120,732.00	8,096,328.50	137,095.50
UGANDA	23,036.00	1,314,950.00	26,558.00	1,497,728.00	(182,778.00)
RWANDA	6,920.00	447,659.50	7,040.00	490,937.00	(43,277.50)
BURUNDI	2,520.00	183,063.00	2,720.00	172,177.00	10,886.00
TANZANIA	4,340.00	244,205.00	4,100.00	238,628.00	5,577.00
ETHIOPIA	420.00	17,416.00	420.00	17,416.00	-
MOZAMBIQUE					
TOTALS:	159,826.00	10,440,717.50	161,570.00	10,513,214.50	(72,497.00)

MAIN GRADE COMPARATIVE RANKINGS – SALE 44 2018

Mark	BP1				Mark	PF1				Mark	PD				Mark	DUST1			
	Pre	Lo	Hig	De		Prev	Low	Hig	Dev		Pre	Low	Hig	De		Prev	Lo	Hig	Dev
1 NYABIHU	448	452	452	4	KITABI	348	330	348	0	KITABI	372	367	367	-5	KATHANGARIRI	337	332	336	-1
2 KITABI	458	440	440	-18	NYABIHU	320	310	340	20	NYABIHU	365	365		NDIMA	336	330	336	0	
3 RUBAYA	445	430	438	-7	MUNUNGA	330	320	324	-6	RUBAYA	357	342	350	-7	KIMUNYE	330	332	334	4
4 GISOVU	374	398	398	24	GATHUTHI	316	310	318	2	GITUGI	312	306	310	-2	GATHUTHI	330	326	330	0
5 MATA	352	376	390	38	KATHANGARIRI	316	310	316	0	KAGWE	304	304	310	6	GITUGI	330	328	330	0
6 NSHILI KIVU	372	380	390	18	RUKURIRI	320	311	313	-7	KANYENYA	300	296	310	10	IKUMBI	326	326	330	4
7 GITHONGO	361	358	366	5	KIMUNYE	318	305	312	-6	KIONYO	304	300	310	6	MUNGANIA	335	327	330	-5
8 IMENTI	376	355	366	-10	GITUGI	310	304	311	1	NDARUGU	298	296	310	12	THETA	330	324	330	0
9 KATHANGARIRI	350	356	364	14	RUBAYA	316	305	310	-6	RUKURIRI	302	302	310	8	GATUNGURU	314	318	328	14
10 NJUNU	344	350	364	20	IMENTI	307	298	310	3	THETA	300	302	310	10	KAMBAA	328	318	328	0
11 GACHARAGE	360	356	360	0	KANGAITA	304	297	304	0	GACHEGE	302	298	308	6	MAKOMBOKI	328	324	328	0
12 MUNGANIA	352	342	356	4	GITHONGO	296	288	302	6	MUNUNGA	306	302	308	2	NGERE	330	325	328	-2
13 GITUGI	360	355	355	-5	MUNGANIA	308	300	300	-8	GATHUTHI	308	302	306	-2	NJUNU	326	324	328	2
14 KIMUNYE	348	335	350	2	NDIMA	306	298	300	-6	IKUMBI	296	300	306	10	THUMAITA	336	324	328	-8
15 MUNUNGA	352	338	348	-4	NJUNU	304	298	300	-4	KATHANGARIRI	310	306	306	-4	CHINGA	330	326	326	-4
16 IKUMBI	350	320	345	-5	GACHARAGE	298	294	298	0	MATAARA	300	296	306	6	GITHONGO	328	324	326	-2
17 KARONGI	344	344			KAMBAA	298	288	292	-6	RAGATI	304	295	304	0	IMENTI	328	324	326	-2
18 GATUNGURU	320	320	337	17	KIONYO	296	285	292	-4	GITHAMBO	298	300	304	6	KINORO	328	324	326	-2
19 RUKURIRI	338	320	336	-2	IKUMBI	299	286	290	-9	IRIAINI	298	302	304	6	KIRU	330	324	326	-4
20 THUMAITA	330	325	335	5	KAGWE	294	284	290	-4	NJUNU	308	300	304	-4	NDARUGU	328	322	326	-2
21 IRIAINI	333	333			KIEGOI	294	287	290	-4	CHINGA	300	300	302	2	NDUTI	330	324	326	-4
22 NGERE	334	307	333	-1	MAKOMBOKI	296	284	290	-6	GITHONGO	300	300	302	2	RAGATI	334	320	325	-9
23 KAGWE	325	311	332	7	NGERE	296	286	290	-6	IGEMBE	300	300	302	2	IGEMBE	324	324		
24 MATAARA	330	322	331	1	CHINGA	298	288	288	-10	KAMBAA	306	299	302	-4	IRIAINI	330	324	324	-6
25 GITHAMBO	342	320	330	-12	MATA	274	278	288	14	KIEGOI	298	300	302	4	KAGWE	328	318	324	-4
26 KIEGOI	324	328	330	6	KINORO	298	282	288	-10	KIMUNYE	302	300	302	0	KANGAITA	326	324	324	-2
27 RAGATI	334	320	328	-6	NDUTI	294	286	288	-6	KINORO	300	300	302	2	KANYENYA	330	320	324	-6
28 KANGAITA	330	320	328	-2	THETA	294	286	288	-6	MUNGANIA	300	300	302	2	KIONYO	330	324	324	-6
29 NDIMA	336	315	328	-8	THUMAITA	290	285	288	-2	NDIMA	302	298	302	0	MATAARA	328	320	324	-4
30 THETA	335	320	328	-7	RAGATI	291	282	286	-5	THUMAITA	300	295	301	1	MUNUNGA	330	324	324	-6
31 WERU	328	308	327	-1	GITHAMBO	298	284	286	-12	MICHI	296	300	300	4	RUBAYA	320	320		
32 IGEMBE	326	326	326	0	KIRU	290	282	286	-4	GACHARAGE	296	300	300	4	GITHAMBO	328	320	320	-8
33 KIONYO	331	315	324	-7	GATUNGURU	288	280	284	-4	IMENTI	300	300		KIEGOI	320	315	320	0	
34 KINORO	338	320	322	-16	IGEMBE	289	284	284	-5	KANGAITA	302	300	300	-2	WERU	326	320	320	-6
35 KAMBAA	318	315	320	2	WERU	290	276	284	-6	KIRU	296	300	300	4	GACHEGE	310	310		
36 NDARUGU	295	290	320	25	IRIAINI	292	270	280	-12	MAKOMBOKI	302	298	300	-2	MATA	287	287		
37 NDUTI	330	318	320	-10	MATAARA	286	280	280	-6	NDUTI	304	298	300	-4	MICHI	300	280	280	-20
38 KANYENYA	331	300	319	-12	NDARUGU	284	279	279	-5	NGERE	298	300	300	2	GISAKURA	266	262	262	-4
39 CHINGA	328	315	318	-10	GACHEGE	280	265	278	-2	WERU	298	300	300	2	MOMUL	267	254	258	-9
40 GISAKURA	312	310	317	5	KANYENYA	275	268	274	-1	GATUNGURU	302	297	298	-4	MUSHUBI	260	258	258	-2
41 KIRU	320	305	317	-3	MICHI	272	267	270	-2	OLENG	288	270	272	-16	NYANKOBA	272	252	252	-20
42 MAKOMBOKI	324	314	316	-8	MOMUL	272	260	270	-2	TEZA	270	260	266	-4	OLENG	289	247	250	-39
43 GATHUTHI	315	315	315	0	NYANKOBA	272	266	268	-4	MABAYI	258	260	260	2	TIRGAGA	248	248		
44 GACHEGE	307	308	308	1	GISOVU	272	267	267	-5	KARONGI	270	257	257	-13	KEPCHOMO	234	248	248	14
45 MICHI	298	290	294	-4	NSHILI KIVU	267	262	264	-3	NSHILI KIVU	268	256	256	-12	SANGANYI	245	245	248	3
46 MULINDI	260	268	292	32	MABAYI	270	264	264	-6	MOMUL	251	245	255	4	IJENDA	245	245		
47 NYANKOBA	268	285	285	17	SANGANYI	266	260	264	-2	MUSHUBI	260	252	252	-8	KAPKATET	245	242	245	0
48 RUKERI	250	264	264	14	TEZA	270	262	264	-6	NYANKOBA	254	246	252	-2	SIONGO	250	244	244	-6
49 SHAGASHA	270	259	259	-11	KARONGI	270	256	261	-9	GISAKURA	250	250	251	1	MOTIGO	248	242	242	-6
50 PFUNDA	262	244	254	-8	GATARE	267	260	260	-7	RWEGURA	246	246	250	4	TEBESONIK	248	242	242	-6
51 TOROR	222	244	244	22	GIANCHORE	262	256	258	-4	MULINDI	238	235	246	8	KARIRANA	246	240	240	-6
52 KAMARYA	205	200	240	35	TEBESONIK	250	246	256	6	SANGANYI	240	244	246	6	MARAMBA	253	238	240	-13
53 TORA	222	230	236	14	GISAKURA	264	254	254	-10	KAMARYA	246	240	242	-4	SIRET	254	240	240	-14
54 OLENG	220	225	232	12	TORA	250	240	254	4	KIP KOIMET	266	242	242	-24	REYNA	242	238	238	-4
55 RWEGURA	200	220	231	31	MUSHUBI	254	247	252	-2	SIONGO	241	234	242	1	GIANCHORE	228	238	238	10
56 MOMUL	229	228	230	1	RWEGURA	246	250	252	6	KARIRANA	248	237	240	-8	NGORONGO	236	237	237	1
57 MABAYI	231	228	228	-3	SIONGO	256	247	251	-5	MARAMBA	248	234	240	-8	MULINDI	242	236	236	-6
58 TEZA	234	164	227	-7	PFUNDA	254	250	250	-4	CHEMOMI	252	238	240	-12	ROROK	216	202	232	16
59 TEBESONIK	230	226	226	-4	MULINDI	246	240	246	0	TORA	240	240		KEBIRIGO	226	215	231	5	
60 SIONGO	232	220	225	-7	OLENG	250	240	246	-4	NGORONGO	246	232	238	-8	ELGON TEA	230	228	230	0

61	KAPKO	218	210	224	6	KAPKATET	250	241	246	-4	REYNA	242	238	238	-4	MBOGO TEA	232	230	230	-2
62	SANGANYI	224	222	224	0	MOTIGO	248	242	246	-2	IJENDA		228	238		DL TEAS	236	226	230	-6
63	TEGAT	222	215	223	1	SHAGASHA	245	245	245	0	EMROK	240	228	236	-4	KAPCHORUA	236	230	230	-6
64	KOBEL	220	213	222	2	KEBIRIGO	244	235	245	1	MBOGO TEA	230	228	236	6	KIBWARI	238	230	230	-8
65	TIRGAGA	222	220	222	0	TOMBE	244	235	245	1	SHAGASHA	238	232	236	-2	METTARORA	230	220	228	-2
66	GIANCHORE	220	216	222	2	TIRGAGA	250	240	242	-8	MUDETE	229	230	236	7	SITOI	228	228	228	0
67	KAPSARA	220	214	222	2	CHEMOMI	236	234	242	6	KAPKO	232	230	234	2	KAIMOSI		228	228	
68	KAPTUMO	220	214	222	2	NDARAWETTA	232	230	242	10	KAPKATET	230	230	234	4	MOKAMA	230	222	228	-2
69	ROROK	218	210	222	4	MOKAMA	248	239	241	-7	MASINGI	230	230	234	4	ARROKET		226	227	
70	CHELAL	220	214	220	0	TOROR	246	239	241	-5	ROROK	229	232	234	5	SETYON	228	225	227	-1
71	MOKAMA	222	220	220	-2	MOGOGO	239	236	240	1	SOKOT	236	232	234	-2	MUDETE	224	217	227	3
72	MUDETE	218	215	220	2	NYAMACHE	250	239	240	-10	TEBESONIK	236	232	234	-2	MOGOGO		226	226	
73	NDARAWETTA	205	215	220	15	OGEMBO	249	237	240	-9	TEGAT	230	230	234	4	EBEREGE	220	225	225	5
74	MWAMU	230	219	219	-11	BOITO	238	235	239	1	TOROR	234	232	234	0	MANARET	224	224	224	0
75	TOMBE	220	216	219	-1	KAPTUMO	230	235	239	9	SIRET	240	230	232	-8	CHEBUT	234	207	223	-11
76	CHEMOMI	205	204	218	13	MUDETE	240	237	239	-1	TIRGAGA	232	230	232	0	CUPATEA	217	222	222	5
77	KAPSET	220	215	218	-2	ROROK	238	236	239	1	BOITO	232	230	232	0	SIOMO	230	222	222	-8
78	NYAMACHE	220	216	218	-2	EBEREGE	234	234	238	4	EBEREGE	232	230	232	0	TACHASIS	200	221	221	21
79	OGEMBO	220	218	218	-2	ITUMBE	236	236	238	2	GIANCHORE	234	230	232	-2	KIPKEBE	220	204	220	0
80	EBEREGE	220	217	217	-3	KAPSARA	232	234	238	6	ITUMBE	230	230	232	2	KAPSET	218	210	220	2
81	ITUMBE	218	216	217	-1	TEGAT	239	232	238	-1	KAPCHORUA	238	232	232	-6	LITEIN	228	215	220	-8
82	LITEIN	216	215	217	1	KAPKO	234	237	237	3	KEBIRIGO	231	230	232	1	NYAMACHE	227	205	220	-7
83	MOGOGO	220	215	216	-4	MWAMU	239	235	237	-2	KEPCHOMO	234	230	232	-2	TEGAT	236	220	220	-16
84	BOITO	216	214	216	0	KOBEL	232	230	236	4	LITEIN	234	231	232	-2	TINDERET	230	220	220	-10
85	KAPKATET	222	215	216	-6	LITEIN	234	235	236	2	MOKAMA	234	230	232	-2	LELAGOIN	220	215	219	-1
86	KEBIRIGO	220	215	215	-5	CHEBUT	229	229	235	6	MOTIGO	234	231	232	-2	TOROR	225	217	217	-8
87	MOTIGO	220	215	215	-5	CHELAL	236	230	235	-1	MWAMU	231	230	232	1	TILYA	218	216	216	-2
88	CHEBUT	212	210	212	0	KAMARYA	238	232	234	-4	TOMBE	234	232	232	-2	KAPKO	225	202	215	-10
89	IJENDA	180	165	200	20	EMROK	214	216	232	18	NYAMACHE	228	230	231	3	KAYONZA		215	215	
90	SIRET	210	195	195	-15	KAPSET	236	230	232	-4	OGEMBO	232	230	231	-1	KIPSINENDE	214	212	212	-2
91	SOKOT	204	190	194	-10	SIRET	229	225	231	2	KOBEL	230	230	230	0	OGEMBO	230	212	212	-18
92	MARAMBA		180	190		SOKOT	232	228	230	-2	METTARORA	230	220	230	0	TOMBE	230	212	212	-18
93	REYNA	198	185	190	-8	MABROUKIE	224	228	228	4	MOGOGO	230	230	230	0	CHIMCHIM	202	192	211	9
94	KEPCHOMO	200	190	190	-10	MBOGO TEA	213	220	228	15	SITOI	232	228	230	-2	TOYOI	218	210	210	-8
95	BONDET	180	185	188	8	KEPCHOMO	236	226	228	-8	CHELAL	228	230	230	2	KELUNET	216	209	209	-7
96	NGORONGO	194	185	186	-8	KARIRANA	230	215	226	-4	DL TEAS	236	226	230	-6	MUGOMA	202	208	208	6
97	ELGON TEA	190	165	180	-10	IJENDA	220	224	226	6	KAPSARA	233	229	230	-3	MUZIZI	195	204	206	11
98	CHEBANGO	180	175	175	-5	REYNA	210	209	225	15	KAPSET	230	229	230	0	BUGAMBE	198	192	198	0
99	KORUMA	140	170	170	30	KIBWARI	228	225	225	-3	KAPTUMO	230	230	230	0	KIPTENDEN	230	196	196	-34
100	MBOGO TEA	160	145	170	10	KIP KOIMET	232	225	225	-7	KIBWARI	238	230	230	-8	SAKAWA		196	196	
101	KIBENA		162	162		ELGON TEA	214	210	224	10	TAITO	237	230	230	-7	KALINZU	176	194	194	18
102	CHEBOSWA	150	145	149	-1	MARAMBA	226	220	224	-2	CHEBUT	229	228	229	0	BUHWEJU	186	192	192	6
103	KOIWA	134	146	146	12	KAPCHORUA	222	220	222	0	ARROKET	230	222	228	-2	KAKONDE	172	180	188	16
104	SIOMO	150	140	146	-4	BONDET	215	220	220	5	BONDET	230	227	228	-2	NYARINDA	191	185	185	-6
105	TACHASIS		145	145		MANARET	214	212	220	6	ELGON TEA	230	226	228	-2	SWAZI	192	185	185	-7
106	RWAKA	144	140	144	0	CHEBANGO	220	220	220	0	CHEBANGO	228	228	228	0	KIPCHABO	194	184	184	-10
107	JAMJI	134	130	142	8	DL TEAS	216	212	220	4	KAIMOSI	234	224	228	-6	BUZIRASAGAMA	132	152	178	46
108	KIPCHABO	149	138	142	-7	ARROKET	204	214	218	14	SETYON	230	225	227	-3	LIVINGSTONIA	165	175	175	10
109	CHIMCHIM	125	140	140	15	KERITOR	205	214	218	13	SIOMO	228	225	227	-1	DINDIRA	159	170	172	13
110	TAGABI	141	130	137	-4	TINDERET	205	210	218	13	MANARET	228	224	226	-2	KIMUGU	190	170	170	-20
111	KERICHO	140	130	135	-5	KIPTAGICH	202	216	216	14	KAPSONGOI	227	226	226	-1	KAHUNA	168	170	170	2
112	NGOINA		135	135		METTARORA	210	210	216	6	TINDERET	234	226	226	-8	MUNOBWA	158	156	166	8
113	KAYONZA	141	135	135	-6	SITOI	213	211	215	2	KIPKEBE		224	224		MAHENYE		160	160	
114	TILYA	132	130	134	2	KIPKEBE	207	202	214	7	CHANGOI	228	224	224	-4	KIGUMBA	128	158	158	30
115	LELAGOIN	137	132	132	-5	NGORONGO	210	210	214	4	CUPATEA	217	220	222	5	KIKO	140	142	146	6
116	TINET	125	130	130	5	MASINGI	200	206	214	14	SAPTET	220	220	222	2	MWENGE	164	140	146	-18
117	KIPSINENDE	134	130	130	-4	TAITO	217	200	214	-3	SISIBA	216	219	221	5	ANKOLE	165	116	140	-25
118	NJERU		130	130		TILUET	199	210	214	15	TACHASIS	200	221	221	21	KIAMARA	146	130	130	-16
119	KIPKEBE	130	120	126	-4	TILYA	198	204	214	16	LELAGOIN	218	212	220	2	MITYANA	122	128	128	6
120	KABIANGA	126	125	125	-1	KIPTENDEN	206	213	213	7	TILUET	230	218	220	-10	KIJURA	110	105	115	5

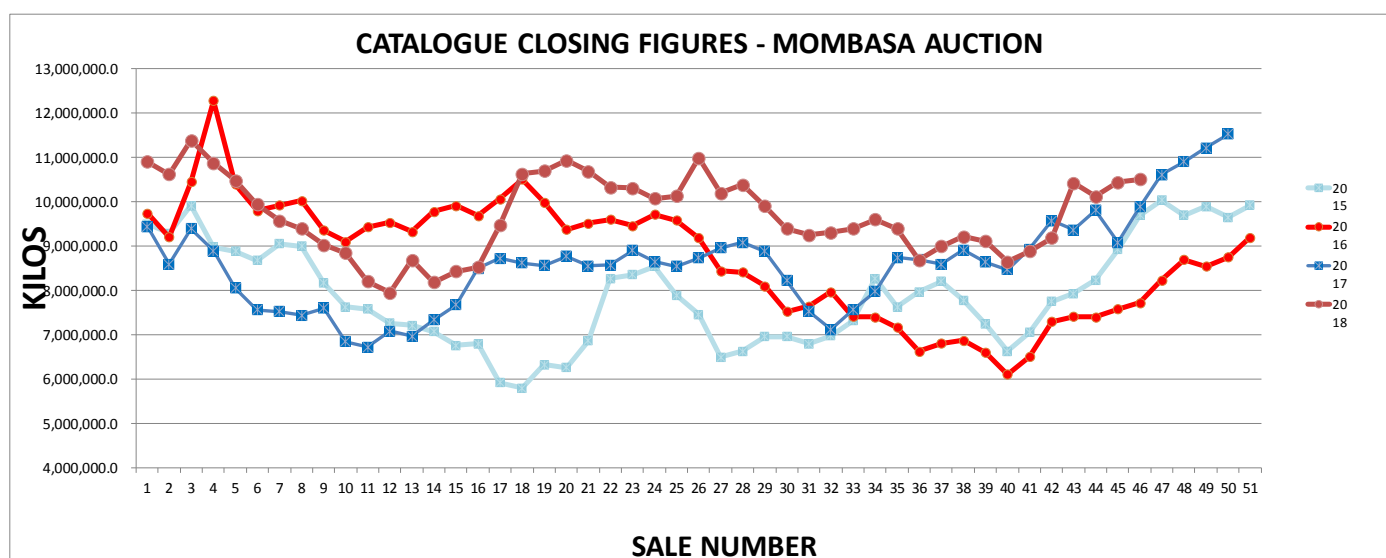
121	IGARA	124	124		KAIMOSI	210	212	212	2	KAISUGU	211	206	218	7	MPANGA	102	104	114	12
122	KABALE	118	118		KIPCHABO	206	200	210	4	TILYA	220	214	218	-2	RUSEKERE	110	110		
123	KALINZU	112	118	118	6	CHANGOI	202	208	208	6	CHIMCHIM	202	200	217	15	MWERA	105	105	
124	ARC MOUNTAIN	113	115	115	2	MATUTA	204	204	204	0	KELUNET	217	209	216	-1	ARC MOUNTAIN			
125	RUSEKERE	100	102	115	15	SIOMO	195	195	204	9	KIPTENDEN	200	216		BONDET				
126	BWINDI	115	115		SAPTET	200	202			KABIANGA	216	210	216	0	CHEBOSWA				
127	MWENGE	114	114		TINET	198	202	202	4	KERITOR	230	216	216	-14	EMROK				
128	NYAMBYA	114	114		RWAKA	189	198	200	11	MATUTA	214	216	216	2	GATARE				
129	KIJURA	105	102	112	7	TACHASIS	200	200	200	0	KIPSINENDE	212	212	212	0	GISOVU			
130	BUHWEJU	111	111		CHIMCHIM	203	190	198	-5	KIBENA	210	210			GUMARO				
131	BUGAMBE	116	110	110	-6	CHEMAMUL	202	185	198	-4	TOIYOI	218	210	210	-8	JAMJI			
132	DINDIRA	110	110	110	0	CUPATEA	192	188	196	4	ITONA	200	206	208	8	KAISUGU			
133	KIKO	110	108	110	0	KELUNET	196	196	196	0	MUGOMA	196	205	206	10	KARAMBI			
134	SWAZI	110	108	108	-2	KABIANGA	196	185	196	0	MUZIZI	194	202	206	12	KARONGI			
135	BUZIRASAGAMA	105	105		KAPSONGOI	198	194	196	-2	CHEMAMUL	210	205	205	-5	KASUNGA				
136	SALAMA	105	105	105	0	KIPSINENDE	192	195	195	3	MAGURA	204	198	204	0	KERICHO			
137	KIGUMBA	100	100		KAYONZA	190	190			KOIWA	190	200	200	10	KIBENA				
138	MUNOBWA	114	100	100	-14	SISIBA	197	180	190	-7	KIGEZI HIGHLAN	188	198	198	10	KIPTAGICH			
139	MWERA	100	100	100	0	TOIYOI	186	188	188	2	BWINDI	186	182	196	10	KITABI			
140	ARROKET				LELAGOIN	195	182	187	-8	BUGAMBE	194	180	194	0	KOBEL				
141	CUPATEA				KOIWA	186	172	186	0	IGARA	200	186	194	-6	KOIWA				
142	EMROK				SAKAWA	185	185	185	0	KALINZU	176	180	194	18	KORUMA				
143	GATARE				MAGURA	172	182			NYARINDA	202	180	192	-10	MABROUKIE				
144	GUMARO				KERICHO	177	177			MOGENI	204	182	190	-14	MONTE BRANCO				
145	KAISUGU				ITONA	170	176			SWAZI	176	182	190	14	NAMAYIBA				
146	KARAMBI				KIMUGU	196	175	175	-21	KAKONDE	170	160	182	12	NGOINA				
147	KARIRANA				NGOINA	181	164	170	-11	KYAMUHUNGA	168	104	182	14	NSHILI KIVU				
148	KASUNGA				MOGENI	172	150	170	-2	KIPCHABO	188	176	178	-10	PFUNDA				
149	KELUNET				MUFINDI	170	170			NJERU	160	176			RUTSIRO				
150	KIMUGU				MUGOMA	168	164	164	-4	LIVINGSTONIA	175	175	175	0	RWAKA				
151	KIPTAGICH				BWINDI	154	158			KABALE	104	174			SAPTET				
152	KIPTENDEN				NYARINDA	172	158	158	-14	NGOINA	171	170	170	-1	SHAGASHA				
153	MABROUKIE				BUHWEJU	152	140	157	5	BUHWEJU	200	125	166	-34	TAGABI				
154	MANARET				DINDIRA	150	150	152	2	KIMUGU	160	165			TINET				
155	METTARORA				KYAMUHUNGA	145	146	150	5	RWAKA	186	165	165	-21	BOITO				
156	MONTE BRANCO				KABALE	140	145			MAHENYE	160	160			BWINDI				
157	MUGOMA				KIGEZI HIGHLAND	122	136			DINDIRA	135	144	154	19	CHANGOI				
158	MUSHUBI				IGARA	160	135	135	-25	SALAMA	144	146			CHEBANGO				
159	NAMAYIBA				NYAMBYA	158	135	135	-23	MUNOBWA	125	95	144	19	CHELAL				
160	RUTSIRO				ANKOLE	123	126	126	3	MWENGE	137	130	142	5	CHEMAMUL				
161	SAKAWA				MWENGE	128	120	124	-4	TORO	130	100	140	10	CHEMOMI				
162	SAPTET				BUGAMBE	146	120	122	-24	KIGUMBA	122	136	136	14	CHIVANJEE				
163	SETYON				KIAMARA	115	108	122	7	KIKO	112	120	130	18	CYOHOKA				
164	SITOI				RUSEKERE	116	121	121	5	MABALE	120	110	122	2	GACHARAGE				
165	ANKOLE				KAKONDE	120	120			BUZIRASAGAM	115	118	120	5	GLOBAL VILLAGE TEA				
166	CHANGOI				KALINZU	120	120			RWENZORI	120	120			HIMA				
167	CHEMAMUL				CHIVANJEE	108	114	114	6	KIJURA	110	105	112	2	IGARA				
168	CHIVANJEE				KAHUNA	110	113			MITYANA	110	110			ITONA				
169	CYOHOKA				KIJURA	105	112	113	8	MWERA	107	110	110	3	ITUMBE				
170	DL TEAS				BUZIRASAGAMA	110	110	110	0	ANKOLE	124	100	105	-19	KABALE				
171	GLOBAL VILLAGE TEA				MITYANA	102	107	109	7	LUWALA	105	104	104	-1	KABIANGA				
172	HIMA				KARAMBI	107	108	108	1	RUSEKERE	100	100			KAMARYA				
173	ITONA				TORO	100	108	108	8	MPANGA	110	100	100	-10	KAPSARA				
174	KAHUNA				MABALE	100	105	106	6	ARC MOUNTAIN					KAPSONGOI				
175	KAIMOSI				MWERA	106	106			CHEBOSWA					KAPTUMO				
176	KAKONDE				SALAMA	109	105	105	-4	GATARE					KASAKU				
177	KAPCHORUA				SWAZI	140	104	104	-36	GISOVU					KERITOR				
178	KAPSONGOI				KASAKU	110	102	102	-8	GUMARO					KIGEZI HIGHLAND				
179	KASAKU				LUWALA	100	102	102	2	JAMJI					KIP KOIMET				

SECONDARY GRADES

Mark	BP/2				Mark	PF/2				Mark	DUST/2				Mark	FNGS/4/2				Mark	BMF			
	Pre	Low	High	De		Pre	Low	Hig	De		Pre	Low	Hig	De		Pre	Low	Hig	De		Pre	Low	Hig	Dev
1 KITABI		270	290		NSHILIKIVU	236	243	243	7	RUBAYA	249	241	266	17	KITABI	362	362	362	0	DLTEAS	95	90	108	13
2 RUBAYA	300	268	268	-32	KARONGI	220	230	233	13	RUTSIRO	257	257	257		NYABIHU	321	321	321	0	KIPCHABO	94	106	106	12
3 NYABIHU	283	260	260	-23	GISAKURA	226	229	229	3	KITABI	303	252	252	-51	GACHARAGE	240	245	245	5	KIPTAGICH	12	86	105	17
4 RUTSIRO	260	252	252	-8	MULINDI	231	227	229	-2	GITHONGO	242	242	242		MUNUNGA	210	236	236	26	CHEBOSWA	95	99		
5 MATA	250	240	240	-10	MBOGO TEA	184	184	199	15	MOMUL	221	226	226	5	RUKURIRI	221	232	232	11	SIRET	96	94	94	-2
6 NSHILIKIVU	227	227			MARAMBA	188	188	188	10	OLENG	226	226	226		KAMBAA	232	230	230	-2	MARAMBA	96	90	92	-4
7 KARONGI	216	214	214	-2	EMROK	172	180	184	22	MICHI	229	225	225	-4	GITHAMBO	228	228	228	0	KABIANGA	90	92	92	2
8 GISAKURA	198	207	207	9	NDARAWETTA		184	192		MUSHUBI	220	224	224	4	KAPKATET	204	184	224	20	SITOI	92	90	90	-2
9 PFUNDA	190	200	200	10	CHEBANGO	182	190	190	-2	GISOVU	221	217	217	-4	KATHANGARIR	210	224	224	14	KAISUGU	98	88	88	-10
10 NDARAWETTA	160	154	154	-6	MABROUKIE	160	178	178	18	SHAGASHA	152	138	12	60	MUNGANIA	216	224	224	8	MANARET	92	86	88	-4
11 EMROK	158	148	148	-10	KERITOR	168	162	168	0	CHEMOMI	207	210	210	3	SOKOT	224	224	224	0	NGORONGO	94	88	88	-6
12 KARIRANA	136	148	148	12	SAKAWA	146	162	162	16	RUKERI	210	210	210	0	SIRET	222	222	222	0	CHEMOMI	96	88	88	-8
13 REYNA	148	145	145	-3	KAYONZA	164	151	158	-6	MULINDI	223	150	209	-14	IMENTI	222	222	222	0	KIBWARI	93	88	88	-5
14 TAITO	142	142			CUPATEA	155	155	157		IMENTI	220	205	205	-15	KIRU	212	222	222	10	KIPSINENDE		88	88	
15 NGORONGO	132	128	138	6	ELGON TEA	170	155	157	-13	GATHUTHI		196	196		NDUTI	222	222	222	0	SOKOT	93	88	88	-5
16 MARAMBA	130	136	136	6	TAGABI	150	150	150	0	KIMUNYE		196	196		THUMAITA	185	222	222	37	TOIYOI	92	88	88	-4
17 KERICHO	117	133	133	16	KABIANGA	148	150	150	2	KIONYO	190	196	196	6	GITHONGO	220	220	220	0	KORUMA	92	84	87	-5
18 KAYONZA	120	115	117	-3	GUMARO	115	104	117	32	ROROK		192	192		MUSHUBI	227	218	218	-9	SETYON	93	85	87	-3
19 RWENZORI	106	106	106	0	CHIMCHIM	152	144	144	-8	MWAMU	195	188	188	-7	KIBWARI	214	214	214	0	TAGABI	90	86	87	-3
20 MUZIZI	104	104			TILYA	140	140	140		WERU		181	181		SHAGASHA	199	213	213	14	MWENGE	86	81	87	-1
21 HIMA	106	95	95	-11	KIGEZI HIGHLAND	138	138	138		PFUNDA	181	175	175	-6	NGERE	202	212	212	10	BUGAMBE	91	83	86	-5
22 KIUURA	92	95	95	3	KYAMUHUNGA	146	135	135	-11	SWAZI	171	174	174	3	RAGATI	206	210	210	4	BUHWEJU	88	85	86	-2
23 BUZIRASAGAM	102	94	94	-8	IGARA	120	120	124	4	TEZA	178	174	174	-4	GACHEGE	210	210	210	0	ELGON TEA	92	86	86	-6
24 DINDIRA	102	92	92	-10	KABALE	122	122	122		CUPATEA	152	152	152		IRIINI	196	210	210	14	MBOGO TEA	92	86	86	-6
25 RUSEKERE	99	92	92	-7	BUHWEJU	120	121	121	1	MANARET	147	140	152	5	KIP KOIMET	210	210	210	0	ANKOLE	92	84	86	-6
26 KIGUMBA		92	92		DINDIRA	118	120	120	2	MABROUKIE	153	144	150	-3	NDARUGU	210	210	210	0	KIGEZI HIGHLAND	88	84	86	-2
27 CHIVANJEE	90	84	84	-6	KIGUMBA	136	120	120	-16	SAKAWA	109	110	150	41	KIMUNYE	185	208	208	23	MAGURA	92	84	86	-6
28 ARC MOUNTAIN					KAKONDE	124	118	118	-6	MBOGO TEA	144	130	146	2	GISAKURA	206	206	206	0	RWENZORI	107	84	86	-21
29 ARROKET					BWINDI	108	112	112		SETYON	118	102	114	26	KINORO	218	204	204	-14	MPANGA	88	85	85	-3
30 BUGAMBE					NAMAYIBA	108	108	108	0	CHEBANGO	150	144	144	-6	MULINDI	190	190	190	0	CHIMCHIM	84	84	84	0
31 BUHWEJU					RUSEKERE	108	102	108	0	MARAMBA	146	137	141	-5	CHEMOMI	202	202	202	0	CUPATEA	90	82	84	-6
32 CHEBOSWA					RWENZORI	118	102	108	-10	KAYONZA	177	139	140	-37	TEGAT	188	202	202	14	KARIRANA	92	84	84	-8
33 CHIMCHIM					GLOBAL VILLAC	116	106	106	-10	BUZIRASAGAM	125	115	135	10	TOROR	176	202	202	26	KIBENA	84	84	84	0
34 CUPATEA					MAGURA	112	104	106	-6	REYNA	146	130	130	-16	TIRGAGA	200	170	201	1	KOWA	89	84	84	-5
35 ELGON TEA					NYAMBYA	118	106	106	-12	NYAMBYA	125	122	130	5	OLENG	200	200	200	0	NAMAYIBA	84	84	84	0
36 GISOVU					NYARINDA	110	95	106	-4	KARIRANA	134	120	128	-6	GATHUTHI	195	200	200	5	GLOBAL VILLAC	88	84	84	-4
37 GUMARO					BUZIRASAGAM	108	100	104	-4	KAISUGU	136	105	105	-11	KANGAITA	209	200	200	-9	ITONA	90	84	84	-6
38 JAMJI					MUNOBWA	117	104	104	-13	DL TEAS	118	105	122	4	TEBESONIK	199	198	198	-1	KIKO	87	83	84	-3
39 KASUNGU					MITYANA	100	102	102	2	NGORONGO	128	118	120	-8	GATUNGURU	182	196	196	14	KYAMUHUNGA	90	82	84	-6
40 KALUNGA					MOGENI	114	102	102	-12	MWENGE	120	120	120		SIONGO	198	185	195	-3	NYAMBYA	89	84	84	-5
41 KELUNET					HIMA	106	95	101	-5	MUNOBWA	142	115	117	-25	WERU	210	195	195	-15	SWAZI	90	84	84	-6
42 KIBENA					KIUURA	110	100	100	-10	KIGUMBA	128	116	116	-12	KAPTUMO	180	172	193	3	SAKAWA	85	83	83	-2
43 KIMUGU					JAMJI	98	92	92	-6	MAGURA	126	88	115	-11	PFUNDA	217	192	192	-25	CHIVANJEE		82	83	
44 KIP TAGICH					MABALE	92	92	92		CYOHOKA	109	109	109		CHEBUT	174	190	190	16	HIMA	93	80	83	-10
45 KOBEL					TORO	85	85	85	0	IGARA	111	109	109	-2	KEBIRIGO	202	190	190	-12	JAMJI	90	81	82	-8
46 KOIWA					ARC MOUNTAIN					DINDIRA	115	104	107	-8	OGEEMBO	180	190	190	10	KASUNGA	86	82	82	-4
47 KORUMA					ARROKET					KIMUGU	111	106	106	-5	GIANCHORE	180	189	189	9	MONTE BRANC	85	80	82	-3
48 MABROUKIE					BUGAMBE					MOTIG	100	105	105	5	MOTIG	189	188	188	-1	KIAMARA	83	82	82	-1
49 MANARET					CHEBOSWA					MOGENI	109	100	105	-4	NDARAWETTA	180	170	186	6	LIVINGSTONIA	90	82	82	-8
50 MBOGO TEA					GISOVU					RWENZORI	104	104	104		MICHI	206	185	185	-21	LUWALA	88	82	82	-6
51 METTARORA					KAISUGU					NYARINDA	102	102	102		NYAMACHE	172	183	185	13	MITYANA	86	82	82	-4
52 MICHI					KARIRANA					EMROK	119	100	100	-19	ITUMBE	186	184	184	-2	MUZIZI	88	80	82	-6
53 MOMUL					KASUNGA					KABALE	104	92	100	-4	KAPSARA		184	184		MWERA	90	80	82	-8
54 MONTE BRANCO					KELUNET					KIKO	108	100	100	-8	CHELAL	152	183	183	31	KALINZU	88	81	81	-7
55 MUGOMA					KERICHO					LIVINGSTONIA	100	100	100		EBEREGE	165	180	180	15	KIJURA	85	81	81	-4
56 MULINDI					KIBENA					SIOMO	127	100	100	-27	MATAARA	200	180	180	-20	TILYA	84	80	80	-4
57 MUSHUBI					KIMUGU					MUGOMA	105	97	99	-6	ELGON TEA	160	179	179	19	TORO	85	80	80	-5
58 NAMAYIBA					KIPTAGICH					JAMJI	106	82	98	-8	KAPSET	156	170	179	23	ARC MOUNTAIN		78	78	
59 OLENG					KITABI					MONTE BRANC	96	85	85	-11	MBOGO TEA	160	150	178	18	MABALE	84	77	78	-6
60 RAGATI					KOBEL					KIAMARA	92	85	85	-7	SETYON	160	150	177	17	RUSEKERE	84	73	77	-7
61 SAKAWA					KOIMA					ARC MOUNTAIN					MOKAMA	155	172	177	22	DINDIRA		75	76	
62 SETYON					KORUMA					ARROKET					LITEIN	169	176	176	7	ARROKET				
63 SHAGASHA					MANARET					BUGAMBE					BOITO	177	175	175	-2	EMROK				
64 SIRET					MATA					BUHWEJU	209	170	172	-37	MWAMU	209	170	172	-37	GISAKURA				
65 SITOI					METTARORA					CHEBOSWA	206	172	172	-34	ROROK		172	172		GISOVU				
66 TAGABI					MICHI					ELGON TEA	170	170	170		KOBEL		170	170		GUMARO				
67 TIRGAGA					MOMUL					GISAKURA		168	168		KARONGI		168	168		KARONGI				
68 ANKOLE					MONTE BRANCO					CHEBOSWA	138	132	164	26	CHEBOSWA	138								

CATALOGUE CLOSING FIGURES – 2017 Vs 2018

Sale No.	2015		2016		2017		2018		Diferencial 2018 Vs. 2017	
	Pkgs	Kilos	Pkgs	Kilos	Pkgs	Kilos	Pkgs	Kilos	Pkgs	Kilos
1	147,165	9,493,191.5	148,451	9,735,654.5	145,178	9,437,045.5	170,026	10,902,243.0	24,848	1,465,197.5
2	143,751	9,289,282.5	139,820	9,199,450.0	140,125	8,593,123.5	165,456	10,623,001.0	25,331	2,029,877.5
3	154,710	9,906,594.5	159,276	10,449,664.5	144,994	9,386,541.5	179,439	11,385,435.0	34,445	1,998,893.5
4	139,364	8,971,223.5	188,659	12,275,549.0	138,097	8,890,671.5	168,997	10,873,246.0	30,900	1,982,574.5
5	138,215	8,882,666.0	159,398	10,393,542.0	124,938	8,054,484.0	162,594	10,480,140.0	37,656	2,425,656.0
6	139,078	8,676,309.0	150,152	9,801,201.0	117,320	7,562,742.7	153,970	9,941,178.0	36,650	2,378,435.3
7	141,725	9,054,005.0	153,397	9,915,132.0	116,361	7,518,587.5	148,003	9,566,966.0	31,642	2,048,378.5
8	140,360	8,991,608.0	154,458	10,019,049.5	115,356	7,439,711.0	144,742	9,391,252.0	29,386	1,951,541.0
9	126,137	8,162,828.5	143,119	9,357,930.0	117,140	7,597,207.0	139,959	9,020,760.0	22,819	1,423,553.0
10	118,447	7,624,848.5	139,747	9,097,239.0	105,840	6,845,830.5	137,540	8,841,378.0	31,700	1,995,547.5
11	116,156	7,582,902.0	144,515	9,424,673.5	103,585	6,720,482.5	126,153	8,199,578.0	22,568	1,479,095.5
12	111,457	7,253,148.5	145,973	9,530,611.0	108,818	7,078,896.5	122,280	7,950,062.0	13,462	871,165.5
13	111,260	7,213,322.0	142,210	9,321,487.0	106,738	6,966,532.5	133,419	8,686,279.0	26,681	1,719,746.5
14	108,238	7,068,589.0	150,415	9,774,359.5	111,839	7,331,690.5	126,598	8,187,381.0	14,759	855,690.5
15	103,540	6,756,161.5	151,648	9,914,957.5	117,718	7,672,851.0	129,007	8,426,139.0	11,289	753,288.0
16	103,558	6,793,729.5	147,839	9,679,159.0	130,737	8,495,693.0	130,302	8,519,375.0	- 435	23,682.0
17	91,359	5,913,640.0	153,600	10,060,731.0	133,590	8,719,546.0	144,877	9,463,195.0	11,287	743,649.0
18	88,870	5,793,234.0	151,268	10,502,473.0	132,188	8,612,581.5	161,933	10,628,353.0	29,745	2,015,771.5
19	97,877	6,325,414.5	152,683	9,983,086.0	131,831	8,558,320.5	163,252	10,697,993.0	31,421	2,139,672.5
20	95,917	6,255,617.5	142,133	9,369,893.0	134,729	8,763,410.0	167,272	10,932,188.0	32,543	2,168,778.0
21	105,301	6,860,389.0	144,104	9,509,564.0	131,634	8,550,796.0	163,267	10,680,522.0	31,633	2,129,726.0
22	126,760	8,271,169.5	146,216	9,600,156.0	131,700	8,572,204.0	158,259	10,326,586.0	26,559	1,754,382.0
23	128,075	8,350,540.0	143,286	9,455,061.0	137,700	8,897,500.0	158,710	10,310,596.0	21,010	1,413,096.0
24	132,269	8,542,152.5	148,330	9,714,505.0	132,606	8,644,644.0	156,160	10,069,790.0	23,554	1,425,146.0
25	122,540	7,885,358.5	146,750	9,575,912.5	130,856	8,539,642.0	158,268	10,130,119.0	27,412	1,590,477.0
26	115,820	7,454,433.5	140,955	9,185,569.0	134,420	8,734,861.0	172,659	10,990,667.0	38,239	2,255,806.0
27	103,079	6,497,391.0	128,199	8,441,443.0	137,592	8,961,409.0	157,618	10,195,939.0	20,026	1,234,530.0
28	104,121	6,623,266.0	129,427	8,405,546.0	139,587	9,082,566.0	161,018	10,378,590.0	21,431	1,296,024.0
29	108,008	6,955,793.5	124,024	8,100,347.0	136,100	8,885,641.0	153,715	9,904,349.0	17,615	1,018,708.0
30	108,691	6,959,013.0	116,127	7,517,405.5	127,020	8,224,195.0	145,382	9,386,647.0	18,362	1,162,452.0
31	105,873	6,799,496.0	118,392	7,648,417.0	116,082	7,525,278.0	143,838	9,249,722.0	27,756	1,724,444.0
32	108,114	6,969,936.0	121,941	7,968,002.0	109,583	7,112,977.0	145,418	9,304,245.0	35,835	2,191,268.0
33	112,658	7,309,670.0	114,684	7,411,426.0	117,196	7,560,646.0	146,137	9,387,631.0	28,941	1,826,985.0
34	127,634	8,264,301.0	115,065	7,401,593.0	124,100	7,974,797.0	149,397	9,595,599.5	25,297	1,620,802.5
35	117,496	7,627,780.0	111,398	7,162,051.0	134,339	8,736,776.0	146,652	9,389,530.5	12,313	652,754.5
36	122,536	7,966,281.0	103,211	6,620,776.0	133,343	8,692,718.0	134,282	8,680,839.5	939	- 11,878.5
37	126,530	8,203,020.0	105,363	6,801,861.0	131,860	8,589,806.0	139,101	8,989,967.0	7,241	400,161.0
38	119,001	7,777,556.0	105,991	6,874,694.0	136,152	8,913,732.0	143,642	9,210,797.0	7,490	297,065.0
39	111,481	7,239,521.5	102,399	6,593,834.0	132,480	8,632,611.0	140,946	9,108,030.5	8,466	475,419.5
40	101,483	6,622,758.0	93,697	6,101,035.0	129,850	8,468,285.0	132,790	8,647,179.5	2,940	178,894.5
41	107,818	7,049,132.0	100,438	6,506,134.0	137,560	8,931,039.0	136,599	8,885,007.0	- 961	- 46,032.0
42	118,170	7,748,847.5	113,860	7,296,708.0	147,380	9,566,121.5	140,880	9,187,387.5	- 6,500	- 378,734.0
43	120,677	7,928,530.5	113,933	7,409,459.5	143,755	9,362,940.0	160,311	10,419,218.5	16,556	1,056,278.5
44	125,671	8,229,490.0	113,258	7,400,472.0	150,080	9,803,157.5	155,019	10,118,475.5	4,939	315,318.0
45	135,680	8,917,671.0	115,579	7,575,449.0	138,321	9,075,225.0	159,826	10,440,717.5	21,505	1,365,492.5
46	147,214	9,690,340.5	118,525	7,716,618.5	151,239	9,885,740.0	161,570	10,503,250.5	10,331	617,510.5
47	154,592	10,029,678.0	126,695	8,229,984.0	162,135	10,607,228.0			- 162,135	- 10,607,228.0
48	148,029	9,688,808.0	133,650	8,694,053.5	167,935	10,903,011.0			- 167,935	- 10,903,011.0
49	150,710	9,887,393.0	132,838	8,544,808.0	172,760	11,213,580.0			- 172,760	- 11,213,580.0
50	146,819	9,649,589.0	136,984	8,747,685.0	178,260	11,522,884.0			- 178,260	- 11,522,884.0
51	151,404	9,922,846.0	141,000	9,192,163.0						
Total	6,231,438	403,930,467.0	6,825,080	445,208,574.5	6,630,747	430,417,958.7	6,897,283	446,207,545.0	266,536	15,789,586.3



(Please note figures inclusive of reprints)

WEATHER REPORT

KENYA

For the week ending 28st October, 2018, both East and West of Rift tea growing areas experienced warm weather with some alternate and scattered showers during the week under review. Green leaf intakes were substantial and still at 70 to 100 tons and sometimes more. This trend is expected to prevail in the remaining 2-days in the month of October, 2018.

UGANDA

Western Uganda received 218 mm of rainfall during last week. Fort Portal area received 21 mm of average rainfall and experienced 27⁰C maximum and 18⁰C minimum temperatures. Hoima received 66 mm of average rainfall. Kibale received 26 mm of rainfall and experienced 30⁰C maximum and 21⁰C minimum temperatures while Bushenyi received 31 mm of rainfall and experienced 12⁰C minimum and 26⁰C maximum temperatures.

Crop levels for Bugambe and Kiko decreased however that of Mwenge, Ankole and Muzizi remained similar to that of last week.

COMBROK LIMITED