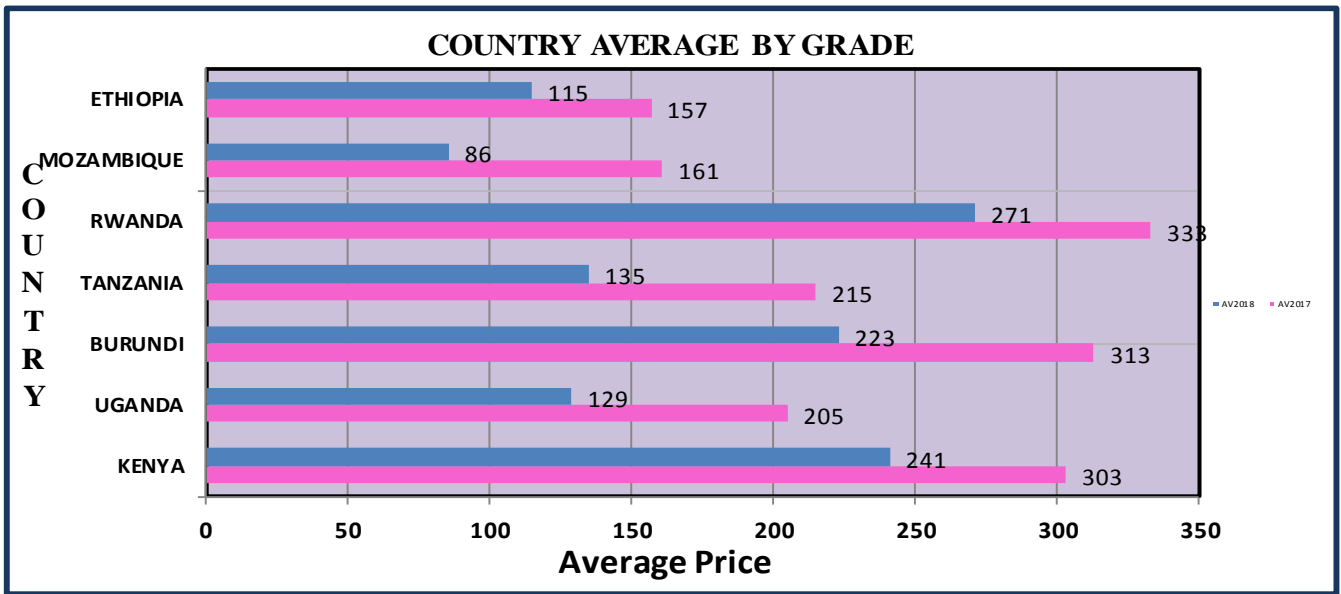


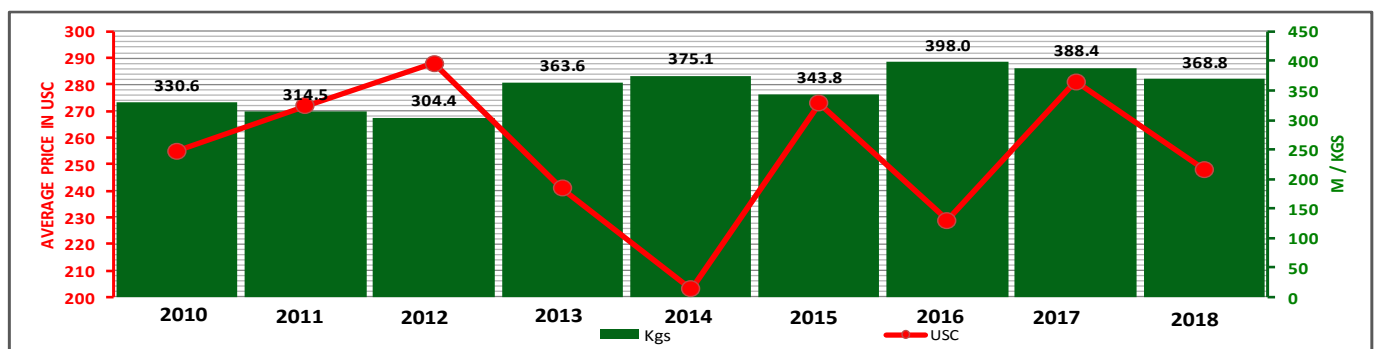
Mombasa Auction: Country Average Prices in US Cents Sale 43 (2017 vs. 2018)

COUNTRY	AV 2017	AV 2018	BP1	PF1	PD	D1	BP	PF	D	FNGS	BMF
KENYA	303	241	235	250	244	267	137	152	140	145	91
UGANDA	205	129	111	126	146	156	102	116	118	92	86
BURUNDI	313	223	196	247	258				181	173	
TANZANIA	215	135	108	145	168	160	96	113	112	94	89
RWANDA	333	271	330	266	281	253	249	226	216	265	91
MOZAMBIQUE	161	86							92	80	85
ETHIOPIA	157	115						115			
ALL AUCTION AVERAGE	287	225	229	244	233	237	152	142	142	130	88



Mombasa Auction - Auction Quantities & Average Prices 2010 - 2018

	Jan		Feb		Mar		Apr		May		Jun		Jul		Aug		Sep		Oct		Nov		Dec		Total			
	Kgs	USC	Kgs	USC	Kgs	USC	Kgs	USC	Kgs	USC	Kgs	USC	Kgs	USC	Kgs	USC	Kgs	USC	Kgs	USC	Kgs	USC	Kgs	USC	Kgs	USC		
2018	49.3	279	34.3	281	29.6	265	39.9	252	38.7	247	37.3	239	43.7	233	32.2	222	31.8	226	30.0	225							368.8	248
2017	40.9	284	25.4	285	25.2	274	28.7	272	38.7	275	31.0	289	31.2	283	27.1	275	32.3	286	40.9	291	35.5	283	31.3	266			388.4	281
2016	37.0	256	36.6	237	40.7	223	35.3	204	44.4	212	34.2	227	29.2	231	21.7	218	23.8	222	24.6	223	36.3	250	23.6	252			398.0	229
2015	33.5	214	31.0	227	30.2	254	22.4	257	21.2	285	35.4	300	21.9	310	22.4	294	32.1	284	25.3	302	32.4	289	35.4	285			343.8	273
2014	25.1	256	30.6	224	36.6	208	21.8	207	35.7	196	44.9	191	28.1	205	24.6	203	33.2	190	28.1	192	33.6	191	32.8	189			375.1	203
2013	35.7	305	29.9	292	28.5	264	32.0	237	31.5	239	34.7	231	34.6	229	25.5	228	24.0	213	28.4	202	32.5	210	26.5	234			363.6	241
2012	36.1	264	27.2	265	23.9	274	22.8	279	17.8	281	24.1	289	26.8	299	22.6	309	21.9	304	31.8	297	27.9	304	21.4	307			304.4	288
2011	24.8	294	24.6	277	31.4	274	17.1	266	32.9	262	30.4	271	25.4	282	26.2	282	20.8	267	23.4	265	33.8	266	23.8	261			314.5	272
2010	27.9	284	29.1	295	33.5	280	24.6	261	41.6	235	33.7	222	27.2	216	25.1	250	17.9	249	18.3	250	30.5	254	21.0	270			330.6	255



October figures include sold kilos and average price for sale 40, 41, 42 and 43 only.

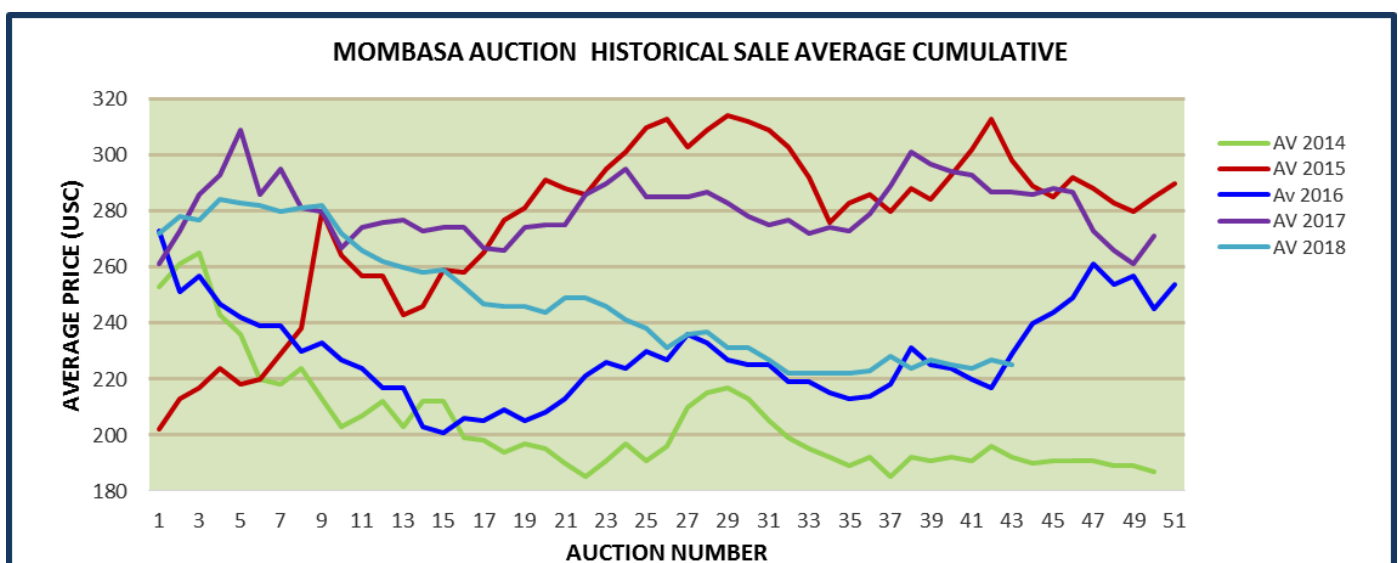
BUYERS' PURCHASES SALE 43 2018

Buyer	% Sold	Totals	BP1	PF1	PD	DUST1	BP2	PF2	DUST2	FNGS	BMF
CARGILL KENYA	17.74	25,101	3,680	13,781	6,400	1,240	0	0	0	0	0
L.A.B.	13.87	19,620	280	3,520	11,260	4,440	0	0	120	0	0
GLOBAL TEA & JAMES FINLAY	9.53	13,487	1,600	7,247	1,760	840	40	40	420	360	1,180
M.J. CLARKE LTD	7.32	10,360	840	1,240	5,320	2,320	0	280	360	0	0
COFFTEA AGENCIES	5.75	8,139	720	1,420	3,720	299	140	580	400	860	0
DEVCHAND	5.03	7,120	2,600	1,000	280	0	0	280	0	2,400	560
MOMBASA COFFEE	4.89	6,920	80	6,840	0	0	0	0	0	0	0
VAN REES KENYA	4.61	6,520	80	360	3,920	2,040	120	0	0	0	0
SSOE (KENYA)	3.46	4,900	520	2,360	1,360	640	0	0	20	0	0
SHAKAB	3.44	4,869	960	1,149	460	720	20	460	400	700	0
RANFER TEAS K	2.61	3,698	120	3,438	40	0	0	0	40	60	0
CHAI TRADING	2.60	3,680	480	1,560	520	320	0	120	480	200	0
STANSAND (A) LTD	2.32	3,280	320	1,920	320	600	20	40	40	20	0
ALIBHAI RAMJI	1.74	2,460	0	1,660	360	0	0	220	0	220	0
CUP OF JOE LTD	1.52	2,153	0	1,873	0	0	0	20	0	240	20
SARDIA	1.30	1,840	600	780	240	0	180	40	0	0	0
INDO-AFRICAN TEA	1.03	1,460	0	0	0	0	0	280	40	740	400
LULA TRADING	0.85	1,200	520	240	360	80	0	0	0	0	0
SUMMER LINER	0.81	1,140	0	0	0	0	0	100	0	20	1,020
AIMCO	0.81	1,140	320	0	0	0	100	100	20	480	120
TROPICAL CROPS & AL-EMIR LTD	0.78	1,100	40	0	120	40	0	0	0	180	720
ABBAS TRADERS	0.75	1,060	40	0	40	0	40	0	180	20	740
CHAMU SUPPLIES	0.70	997	480	397	80	0	0	40	0	0	0
IMPERIAL TEAS	0.66	940	0	440	0	0	0	420	0	20	60
LINDOP & COMPANY	0.62	880	200	40	0	160	20	80	380	0	0
AFRO TEAS LIMITED	0.52	740	160	180	80	40	40	40	200	0	0
EMPIRE KENYA	0.51	720	0	400	320	0	0	0	0	0	0
TUSHA TEA LIMITED	0.48	680	0	0	0	0	0	80	0	400	200
McLEOD RUSSEL	0.46	655	435	120	0	0	0	0	0	100	0
AL-ITIHAD LIMITED	0.45	640	340	240	0	0	60	0	0	0	0
GOKALTRADING	0.41	580	160	280	0	0	0	60	80	0	0
MAYMUN	0.31	440	0	0	280	160	0	0	0	0	0
PWANI HAULIERS	0.31	440	440	0	0	0	0	0	0	0	0
TANZIL TRADING	0.30	420	0	0	0	0	80	0	0	120	220
TANJAL TEA	0.30	420	0	40	0	0	80	140	0	160	0
BURALE CLEARING	0.27	380	0	0	0	0	0	0	0	20	360
AL-KHALIFA	0.18	260	0	0	0	0	60	160	20	0	20
AEON TEA KENYA	0.17	240	0	0	0	0	0	0	0	0	240
RIOTANA TRADING	0.16	220	0	0	0	0	0	0	0	0	220
MOMBASA TEA	0.08	120	80	40	0	0	0	0	0	0	0
Crystal Links Ltd	0.08	120	80	0	0	0	40	0	0	0	0
KIRINDO TRADERS	0.07	100	0	0	60	40	0	0	0	0	0
TRUST TEA	0.06	80	40	0	0	0	40	0	0	0	0
SUWAD ENTERPRISE	0.06	80	80	0	0	0	0	0	0	0	0
	0.04	60	40	0	0	0	20	0	0	0	0
	0.01	20	0	0	0	0	20	0	0	0	0

Kilos Sold By Country - Sale no. 43 & Cumulative to date (2017 Vs 2018)

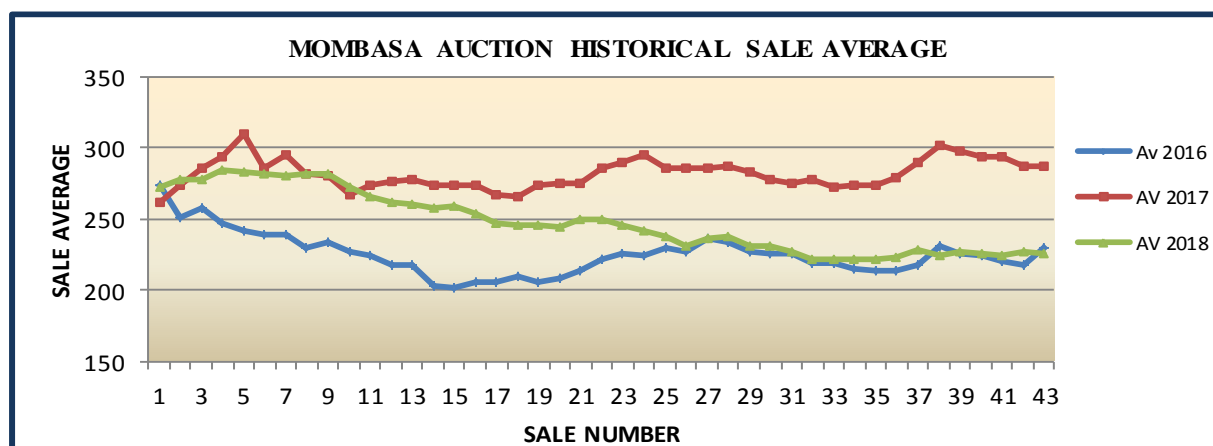
	Current Sale 43/2018		Same Sale Last Year 43/2017		Year To Date Sale 01-43/2018		Last Year To Date Sale 01-43/2017	Variance 2018 vs 2017
	Pkgs	Kilos	Pkgs	Kilos	Pkgs	Kilos	Kilos	Kilos
KENYA	110,659	7,460,285.00	102,150	6,880,847.00	4,231,229	284,298,498.80	252,721,339.30	31,577,160
UGANDA	21,359	1,215,113.00	20,958	1,196,775.00	862,872	47,919,555.00	39,007,920.00	8,911,635
BURUNDI	1,440	87,291.00	1,020	65,446.00	108,857	6,871,162.00	6,517,786.00	353,376
TANZANIA	2,240	124,370.00	3,600	199,674.00	177,830	9,673,334.00	5,633,853.00	4,039,481
RWANDA	5,321	363,544.00	3,740	251,644.00	275,684	18,714,989.50	15,919,505.00	2,795,485
MALAWI							24,120.00	(24,120)
MADAGASCAR					340	18,548.00	59,844.00	(41,296)
MOZAMBIQUE	440	18,672.00	600	29,940.00	12,390	541,731.00	623,328.00	(81,597)
DR CONGO					2,681	164,718.00	400,272.00	(235,554)
ETHIOPIA	20	780.00	620	27,268.00	12,835	553,571.00	726,066.00	(172,495)
TOTALS:	141,479	9,270,055.00	132,688.0	8,651,594.00	5,684,718	368,756,107.30	321,634,033.30	47,294,569

MOMBASA AUCTION – HISTORICAL AVERAGE CUMMULATIVE



Mombasa Auction - Historical Averages Comparative 2016 - 2018

SALE NO.	Av 2016	AV 2017	AV 2018	2018	2018	2018	2018	2018	2018	2018	2018	2018
				BP1	PF1	PD	D1	BP2	PF2	D2	FNGS	BMF
1	273	261	272	262	287	293	290	195	185	185	171	142
2	251	273	278	277	294	298	299	201	180	184	174	138
3	257	286	277	276	301	298	302	196	175	188	166	131
4	247	293	284	278	310	298	303	204	184	191	169	130
5	242	309	283	269	306	301	310	204	179	201	169	126
6	239	286	282	277	303	300	317	190	175	197	164	125
7	239	295	280	274	300	302	309	202	186	204	166	131
8	230	281	281	278	298	301	307	203	180	199	169	129
9	233	280	282	284	300	300	304	197	182	195	172	130
10	227	267	272	263	289	296	301	199	187	204	171	131
11	224	274	266	262	284	279	278	210	178	194	169	128
12	217	276	262	256	279	282	282	185	181	186	167	127
13	217	277	260	253	288	261	268	187	181	179	172	130
14	203	273	258	253	281	264	270	189	185	180	171	137
15	201	274	259	256	281	262	269	179	183	172	168	136
16	206	274	253	251	276	261	267	196	181	172	167	131
17	205	267	247	241	274	244	254	192	186	179	170	127
18	209	266	246	227	271	249	253	176	176	171	164	128
19	205	274	246	227	273	248	254	171	172	168	164	129
20	208	275	244	222	274	245	251	177	168	159	164	127
21	213	275	249	222	278	252	258	162	170	165	158	121
22	221	286	249	221	276	253	256	176	175	165	158	114
23	226	290	246	229	273	253	254	168	168	166	154	108
24	224	295	241	229	267	250	248	164	162	163	150	104
25	230	285	238	228	266	247	245	150	161	158	149	98
26	227	285	231	206	261	242	246	150	143	154	137	91
27	236	285	236	223	264	243	245	149	149	157	138	95
28	233	287	237	232	262	244	249	152	152	163	140	98
29	227	283	231	242	251	240	241	151	156	163	142	101
30	225	278	231	236	257	235	233	145	149	164	144	103
31	225	275	227	242	250	227	231	141	148	156	144	104
32	219	277	222	236	244	224	220	162	145	152	132	107
33	219	272	222	242	242	221	222	147	142	141	127	109
34	215	274	222	247	240	227	233	146	145	142	127	102
35	213	273	222	240	243	228	236	147	138	144	128	102
36	214	279	223	234	239	235	232	146	132	141	123	98
37	218	289	228	250	244	242	240	134	132	138	131	91
38	231	301	224	247	244	232	247	132	124	132	119	90
39	225	297	227	239	245	240	248	121	134	139	132	92
40	224	294	225	227	247	232	241	131	139	134	122	91
41	220	293	224	235	239	234	238	147	147	145	139	95
42	217	287	227	246	245	234	238	138	141	138	137	94
43	229	287	225	229	244	233	237	152	142	142	130	88
Average	225	282	248	246	270	258	261	170	161	167	152	114



Actual Packages on offer for coming sale 44 of 29th & 30th October, 2018

(By Grade / by Country)

	BP1	PF1	PD	DUST1	BP2	PF2	DUST2	FNGS	BMF	Total
KENYA	17,642	50,513	29,627	9,977	280	1,400	2,440	4,160	2,080	118,119
UGANDA	1,620	4,660	5,960	3,600	420	1,740	900	2,800	3,000	24,700
RWANDA	960	2,880	900	360	280	180	360	220	20	6,160
TANZANIA	280	1,000	500	220	100	160	100	480	560	3,400
BURUNDI	960	880	440	80	0	0	20	60	0	2,440
MOZAMBIQUE	0	0	0	0	0	0	160	220	60	440
ETHIOPIA	0	0	0	0	0	160	0	0	0	160
Total	21,462	59,933	37,427	14,237	1,080	3,640	3,980	7,940	5,720	155,419

Upcoming Auction Offerings by Country

Sale no. 44 and 45/ 2018

COUNTRY	Sale 44/ 2018 (Actual packages)		Sale 45/ 2018		VARIANCE
	Pkgs	Kgs	Pkgs	Kgs	Kgs
KENYA	118,119.00	7,943,902.00	122,590.00	8,233,424.00	(289,522.00)
UGANDA	24,700.00	1,405,042.00	23,036.00	1,314,950.00	90,092.00
RWANDA	6,160.00	422,560.50	6,560.00	447,659.50	(25,099.00)
BURUNDI	2,440.00	152,436.00	2,880.00	183,063.00	(30,627.00)
TANZANIA	3,400.00	168,952.00	4,340.00	244,205.00	(75,253.00)
ETHIOPIA	160.00	6,311.00	420.00	17,416.00	(11,105.00)
MOZAMBIQUE	440.00	19,272.00			
TOTALS:	155,419.00	10,118,475.50	159,826.00	10,440,717.50	(322,242.00)

MAIN GRADE COMPARATIVE RANKINGS – SALE 43 2018

Mark	BP1				Mark	PF1				Mark	PD				Mark	DUST1			
	Pre	Lo	High	De		Prev	Low	Hig	Dev		Pre	Low	Hig	De		Prev	Lo	Hig	Dev
1 KITABI	430	442	458	28	KITABI	346	346	348	2	KITABI	372	372		KATHANGARIRI	334	330	337	3	
2 NYABIHU	430	448	448	18	MUNUNGA	326	324	330	4	RUBAYA	352	330	357	5	NDIMA	330	318	336	6
3 RUBAYA	454	445	445	-9	NYABIHU	322	302	320	-2	MATA	306	306	313	7	THUMAITA	320	318	336	16
4 IMENTI	356	350	376	20	RUKURIRI	320	316	320	0	GITUGI	304	304	312	8	MUNGANIA	332	328	335	3
5 GISOVU	360	360	374	14	KIMUNYE	314	312	318	4	KATHANGARIRI	312	307	310	-2	RAGATI	330	320	334	4
6 NSHLI KIVU	357	372	372	15	RUBAYA	320	305	316	-4	GATHUTHI	298	304	308	10	CHINGA	320	328	330	10
7 GITHONGO	372	360	361	-11	GATHUTHI	318	316	316	-2	NJUNU	302	290	308	6	GATHUTHI	324	330	330	6
8 RUTSIRO		360	360		KATHANGARIRI	314	310	316	2	KAMBAA	288	290	306	18	GITUGI	330	330	330	0
9 GACHARAGE	366	340	360	-6	GITUGI	304	308	310	6	MUNUNGA	298	302	306	8	IRIANI	328	320	330	2
10 GITUGI	354	338	360	6	MUNGANIA	302	300	308	6	RAGATI	286	292	304	18	KANYENYA	315	315	330	15
11 MATA		352	352		IMENTI	302	302	307	5	KAGWE	286	294	304	18	KIMUNYE	330	330	330	0
12 MUNGANIA	358	352	352	-6	NDIMA	302	298	306	4	KIONYO	290	300	304	14	KIONYO	324	328	330	6
13 MUNUNGA	349	342	352	3	KANGAITA	298	300	304	6	NDUTI	286	302	304	18	KIRU	320	318	330	10
14 IKUMBI	349	345	350	1	NJUNU	300	300	304	4	GACHEGE	288	298	302	14	MUNUNGA	324	328	330	6
15 KATHANGARIRI	355	348	350	-5	IKUMBI	292	296	299	7	GATUNGURU	286	288	302	16	NDUTI	326	330	330	4
16 KIMUNYE	350	340	348	-2	CHINGA	298	296	298	0	KANGAITA	296	300	302	6	NGERE	332	319	330	-2
17 NJUNU	350	340	344	-6	GACHARAGE	296	294	298	2	KIMUNYE	300	300	302	2	THETA	330	322	330	0
18 GITHAMBO	339	315	342	3	GITHAMBO	286	286	298	12	MAKOMBOKI	296	294	302	6	GITHAMBO	316	322	328	12
19 KINORO	342	330	338	-4	KAMBAA	290	288	298	8	NDIMA	286	294	302	16	GITHONGO	326	326	328	2
20 RUKURIRI	346	330	338	-8	KINORO	292	292	298	6	RUKURIRI	296	298	302	6	IMENTI	325	328	328	3
21 NDIMA	340	310	336	-4	GITHONGO	290	292	296	6	CHINGA	294	298	300	6	KAGWE	318	324	328	10
22 THETA	354	320	335	-19	KIONYO	292	292	296	4	GITHONGO	300	298	300	0	KAMBAA	328	316	328	0
23 RAGATI	344	320	334	-10	MAKOMBOKI	294	283	296	2	IGEMBE	292	300	300	8	KINORO	328	328	328	0
24 NGERE	344	328	334	-10	NGERE	290	290	296	6	KANYENYA	286	288	300	14	MAKOMBOKI	326	328	328	2
25 KANYENYA	339	315	331	-8	KAGWE	288	290	294	6	KINORO	296	298	300	4	MATAARA	318	326	328	10
26 KIONYO	338	300	331	-7	KIEGOI	290	292	294	4	MATAARA	286	288	300	14	NDARUGU	315	312	328	13
27 KANGAITA	340	318	330	-10	NDUTI	288	288	294	6	MUNGANIA	298	298	300	2	RUKURIRI	318	328	328	10
28 MATAARA	340	330	330	-10	THETA	290	290	294	4	THETA	290	290	300	10	IKUMBI	324	326	326	2
29 NDUTI	340	305	330	-10	IRIANI	284	284	292	8	THUMAITA	286	282	300	14	KANGAITA	310	326	326	16
30 THUMAITA	340	330	330	-10	RAGATI	286	286	291	5	GITHAMBO	294	296	298	4	NJUNU	330	326	326	-4
31 CHINGA	333	320	328	-5	KIRU	282	284	290	8	IRIANI	286	290	298	12	WERU	316	324	326	10
32 WERU	330	328	328	-2	THUMAITA	282	286	290	8	KIEGOI	296	298	298	2	GACHARAGE		320	320	
33 IGEMBE	338	326	326	-12	WERU	288	286	290	2	NDARUGU	284	288	298	14	KIEGOI	300	320	320	20
34 KAGWE	342	310	325	-17	IGEMBE	286	289	289	3	NGERE	300	290	298	-2	GATUNGURU	326	314	314	-12
35 KIEGOI	332	320	324	-8	GATUNGURU	287	284	288	1	WERU	290	296	298	8	MICHI	270	295	300	30
36 MAKOMBOKI	337	315	324	-13	MATAARA	282	282	286	4	MICHI	284	286	296	12	OLENG	243	272	289	46
37 GATUNGURU	330	320	320	-10	NDARUGU	280	280	284	4	GACHARAGE	298	294	296	-2	CHEMOMI	282	270	276	-6
38 KIRU	329	300	320	-9	GACHEGE	278	278	280	2	IKUMBI	290	294	296	6	NYANKOBA	240	260	272	32
39 KAMBAA	343	315	318	-25	KANYENYA	274	272	275	1	KIRU	286	292	296	10	KIP KOIMET		270	270	
40 GATHUTHI		310	315		MATA	270	272	274	4	OLENG	260	280	288	28	MOMUL	258	250	267	9
41 GISAKURA	315	312	312	-3	GISOVU	270	270	272	2	GATARE	286	285	285	-1	GISAKURA	264	266	266	2
42 GACHEGE	320	300	307	-13	MICHI	268	270	272	4	KARONGI		270	270		MUSHUBI		260	260	
43 MICHI	314	288	298	-16	MOMUL	264	266	272	8	TEZA	260	270	270	10	SHAGASHA	240	236	255	15
44 MUSHUBI		292	295		NYANKOBA	260	264	272	12	NSHLI KIVU	270	264	268	-2	SIRET	260	250	254	-6
45 NDARUGU	330	295	295	-35	KARONGI		260	270		KIP KOIMET	254	248	266	12	MARAMBA	254	240	253	-1
46 SHAGASHA	252	258	270	18	MABAYI		262	270		MUSHUBI		260	260		SIONGO	244	242	250	6
47 NYANKOBA	250	264	268	18	TEZA	270	262	270	0	MABAYI		258	258		MOTIGO	245	242	248	3
48 PFUNDA	230	237	262	32	GATARE	272	255	267	-5	NYANKOBA	240	234	254	14	TEBESONIK	244	248	248	4
49 MULINDI	253	260	260	7	NSHLI KIVU	266	262	267	1	CHEMOMI	256	248	252	-4	KARIRANA	250	244	246	-4
50 RUKERI		250	250		SANGANYI	266	260	266	0	MOMUL	250	241	251	1	KAPKATET	240	245	245	5
51 TEZA	228	232	234	6	GISAKURA	260	262	264	4	GISAKURA		250	250		SANGANYI	254	245	245	-9
52 SIONGO	222	232	232	10	GIANCHORE	252	252	262	10	KARIRANA	250	240	248	-2	KAMARYA	250	244	244	-6
53 MABAYI		229	231		SIONGO	252	245	256	4	MARAMBA	252	240	248	-4	MULINDI	243	242	242	-1
54 MWAMU	218	220	230	12	MUSHUBI		250	254		NGORONGO	250	238	246	-4	REYNA	245	242	242	-3
55 TEBESONIK	220	230	230	10	PFUNDA	250	250	254	4	KAMARYA	250	246	246	-4	SOKOT	268	238	240	-28
56 MOMUL	225	226	229	4	OLENG	248	242	250	2	RWEGURA		246	246		KIBWARI	248	238	238	-10
57 SANGANYI	228	220	224	-4	TIRGAGA	244	242	250	6	REYNA	254	240	242	-12	NGORONGO	250	236	236	-14
58 TIRGAGA	220	220	222	2	KAPKATET	249	242	250	1	SIONGO	240	237	241	1	DL TEAS	246	234	236	-10
59 KAPKATET	218	216	222	4	NYAMACHE	242	236	250	8	EMROK	248	236	240	-8	KAPCHORUA	250	236	236	-14
60 MOKAMA	218	222	222	4	TEBESONIK	244	248	250	6	SIRET	244	236	240	-4	TEGAT	224	226	236	12

61	TEGAT	222	221	222	0	TORA	250	250		SANGANYI	244	235	240	-4	CHEBUT	227	222	234	7	
62	TORA	218	218	222	4	OGEMBO	243	237	249	6	MULINDI	235	238	238	3	KEPCHOMO	246	234	234	-12
63	TOROR	218	218	222	4	MOKAMA	236	242	248	12	SHAGASHA	232	225	238	6	MBOGO TEA	230	232	232	2
64	KOBEL	218	206	220	2	MOTIGO	240	240	248	8	KAPCHORUA	250	236	238	-12	MWAMU	226	230	232	6
65	MOGOGO	214	216	220	6	MULINDI	241	237	246	5	KIBWARI	248	236	238	-10	ELGON TEA	224	230	230	6
66	OLENG	276	220	220	-56	RWEGURA	255	246	246	-9	NDARAWETTA	250	238	238	-12	KIPTENDEN	230	230		
67	CHELAL	218	218	220	2	TOROR	242	244	246	4	TAITO	254	237	237	-17	METTARORA	234	224	230	-4
68	EBEREGE	215	220			SHAGASHA	238	241	245	7	DL TEAS	246	236	236	-10	MOKAMA	230	230	230	0
69	GIANCHORE	222	215	220	-2	KEBIRIGO	232	232	244	12	SOKOT	244	236	236	-8	OGEMBO	224	230	230	6
70	KAPSARA	218	220	220	2	TOMBE	238	238	244	6	TEBESONIK	230	230	236	6	SIOMO	234	230	230	-4
71	KAPSET	220	214	220	0	MUDETE	236	230	240	4	GIANCHORE	228	228	234	6	TINDERET	236	230	230	-6
72	KAPTUMO	220	217	220	0	MOGOGO	238	238	239	1	KAIMOSI	244	234	234	-10	TOMBE	222	226	230	8
73	KEBIRIGO	222	215	220	-2	MWAMU	236	235	239	3	KEPCHOMO	236	232	234	-2	SETYON	234	222	228	-6
74	MOTIGO	216	214	220	4	TEGAT	236	235	239	3	LITEIN	228	229	234	6	SITOI	230	228	228	-2
75	NYAMACHE	218	218	220	2	BOITO	234	234	238	4	MOKAMA	226	228	234	8	CHEBANGO	234	228	228	-6
76	OGEMBO	218	218	220	2	KAMARYA	248	236	238	-10	MOTIGO	228	230	234	6	GIANCHORE	235	228	228	-7
77	TOMBE	220	220	220	0	ROROK	230	235	238	8	TINDERET	238	234	234	-4	LITEIN	220	222	228	8
78	KAPKO	217	218	218	1	CHELAL	230	228	236	6	TOMBE	230	230	234	4	NYAMACHE	227	227		
79	ITUMBE	216	216	218	2	CHEMOMI	246	234	236	-10	TOROR	230	230	234	4	KEBIRIGO	226	226		
80	MUDETE	218	218	218	0	ITUMBE	233	234	236	3	KAPSARA	225	227	233	8	KAPKO	220	207	225	5
81	ROROK	218	214	218	0	KAPSET	234	232	236	2	KAPKO	226	230	232	6	TOROR	215	225	225	10
82	BOITO	221	216	216	-5	KEPCHOMO	232	226	236	4	SITOI	234	226	232	-2	MANARET	230	224	224	-6
83	LITEIN	220	216	216	-4	KAPKO	230	233	234	4	TIRGAGA	231	232	232	1	MUDETE	220	224	224	4
84	CHEBUT	212	210	212	0	EBEREGE	232	232	234	2	BOITO	230	228	232	2	JAMJI	215	222		
85	SIRET	214	190	210	-4	LITEIN	232	232	234	2	EBEREGE	228	230	232	4	KIPKEBE	220	220	220	0
86	CHEMOMI	230	195	205	-25	KOBEL	228	230	232	4	OGEMBO	228	228	232	4	KOBEL	218	210	220	2
87	KAMARYA	222	205	205	-17	KAPSARA	225	227	232	7	KEBIRIGO	228	229	231	3	LELAGOIN	220	216	220	0
88	KIBWARI	222	205	205	-17	KIP KOIMET	240	230	232	-8	MWAMU	228	228	231	3	EBEREGE	220	220		
89	NDARAWETTA	214	205	205	-9	NDARAWETTA	242	230	232	-10	ARROKET	236	227	230	-6	KAPSET	218	218		
90	SOKOT	207	197	204	-3	SOKOT	234	230	232	-2	BONDET	230	228	230	0	TILYA	220	218	218	-2
91	KEPCHOMO	212	200	200	-12	KARIRANA	239	224	230	-9	ELGON TEA	224	226	230	6	TOYOI	226	218	218	-8
92	RWEGURA	200	200	200	0	KAPTUMO	230	230	230	0	KOBEL	228	230	230	2	CUPATEA	215	217	217	2
93	REYNA	211	180	198	-13	SIRET	232	225	229	-3	MBOGO TEA	234	226	230	-4	KELUNET	215	216	216	1
94	NGORONGO	184	194	194	10	CHEBUT	224	222	229	5	METTARORA	234	224	230	-4	KABIANGA	222	216	216	-6
95	ELGON TEA	220	190	190	-30	KIBWARI	226	228			MOGOGO	228	229	230	2	ROROK	217	214	216	-1
96	SITOI	216	190	190	-26	MARAMBA	238	224	226	-12	SETYON	234	220	230	-4	TINET	215	215		
97	MASINGI	200	185	185	-15	MABROUKIE	218	224			ITUMBE	226	228	230	4	TAGABI	214	214		
98	BONDET	180	180			KAPCHORUA	216	222	222	6	KAPKATET	230	230	230	0	KIPSINENDE	218	212	214	-4
99	EMROK	200	180	180	-20	CHEBANGO	234	220	220	-14	KAPSET	228	228	230	2	CHELAL	222	206	210	-12
100	CHEBANGO	195	180	180	-15	IJENDA	225	220	220	-5	KAPTUMO	225	228	230	5	MOGENI	172	204	204	32
101	IJENDA	171	148	180	9	TAITO	220	215	217	-3	KERITOR	230	230	230	0	CHIMCHIM	196	202		
102	MABROUKIE	158	164			DL TEAS	216	206	216	0	MASINGI	236	228	230	-6	MUGOMA	196	202	202	6
103	MBOGO TEA	165	155	160	-5	BONDET	215	215	215	0	TEGAT	230	230	230	0	KOIWA	224	200	200	-24
104	SETYON	172	155	157	-15	ELGON TEA	202	200	214	12	TILUET	226	220	230	4	TACHASIS	212	200	200	-12
105	GISOZI	156	156			EMROK	212	205	214	2	CHEBUT	226	228	229	3	BUGAMBE	186	194	198	12
106	KERITOR	145	154	154	9	MANARET	216	210	214	-2	MUDETE	230	227	229	-1	MUZIZI	202	190	195	-7
107	CHEBOSWA	150	150			MBOGO TEA	221	205	213	-8	ROROK	228	228	229	1	KIPCHABO	193	186	194	1
108	SIOMO	155	142	150	-5	SITOI	207	205	213	6	MANARET	232	226	228	-4	KIGEZI HIGHLAND	194	188	192	-2
109	KIPCHABO	150	146	149	-1	METTARORA	207	204	210	3	CHANGOI	236	228	228	-8	SWAZI	170	182	192	22
110	RWAKA	140	144			NGORONGO	214	200	210	-4	CHEBANGO	234	228	228	-6	NYARINDA	170	191	191	21
111	TAGABI	135	141			REYNA	220	208	210	-10	CHELAL	226	228	228	2	KIMUGU	190	190		
112	KAYONZA	145	141	141	-4	KAIMOSI	218	210	210	-8	NYAMACHE	228	228	228	0	IGARA	188	188		
113	KERICHO	135	140			KIPKEBE	205	207			SIOMO	232	226	228	-4	BUHWEJU	167	174	186	19
114	KORUMA	140	140			KIPTENDEN	202	206	206	4	KAPSONGOI	230	225	227	-3	RWENZORI	174	168	186	12
115	LELAGOIN	132	130	137	5	KIPCHABO	206	200	206	0	SAPTET	218	207	220	2	BWIINDI	184	185	185	1
116	KIMUGU	132	135			KERITOR	205	205	205	0	TILYA	220	214	220	0	GLOBAL VILLAGE	140	170	182	42
117	JAMJI	130	134			TINDERET	214	205	205	-9	LELAGOIN	222	216	218	-4	KYAMUHUNGA	180	180		
118	KOIWA	130	134			ARROKET	208	201	204	-4	TOYOI	226	218	218	-8	TORO	140	130	178	38
119	KIPSINENDE	134	134			KAISUGU	204	204			CUPATEA	215	215	217	2	KALINZU	184	176	176	-8
120	MOGENI	134	130	132	-2	MATUTA	200	204	204	4	KELUNET	215	190	217	2	KAKONDE	184	172	172	-12
121	TILYA	140	130	132	-8	CHIMCHIM	196	184	203	7	KABIANGA	222	216	216	-6	KAHUNA	168	168		

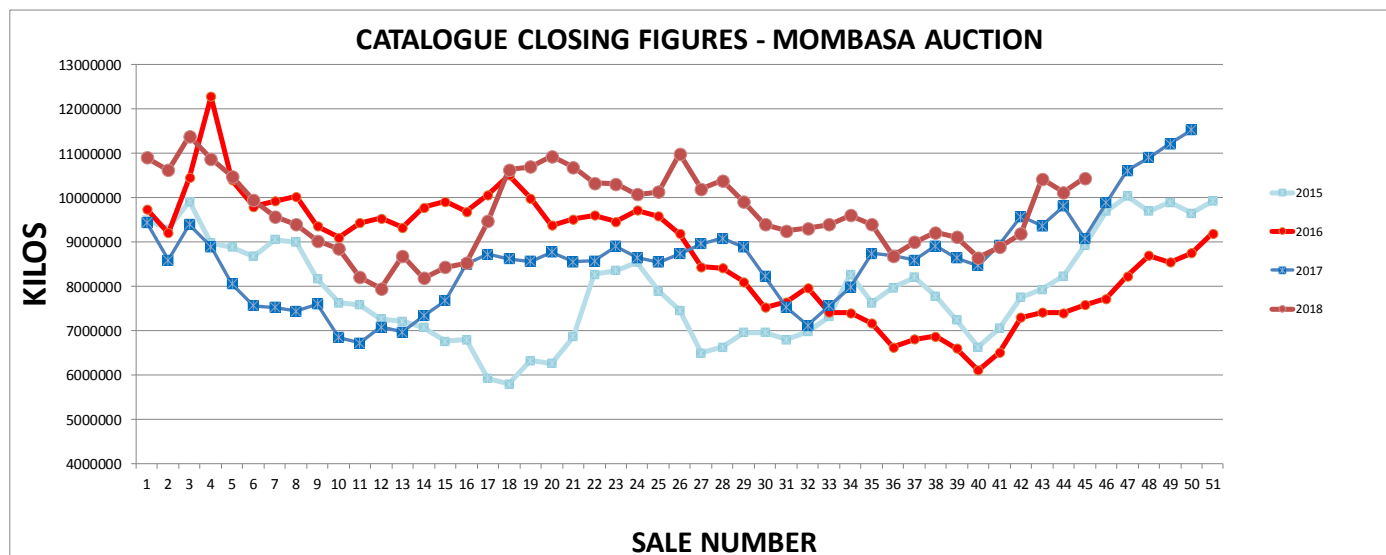
122 KIPKEBE	134	130	130	-4	KIPTAGICH	195	202		KAYONZA	216	204	216	0	ANKOLE	134	100	165	31	
123 NYARINDA		128	128		CHANGOI	216	202	202	-14	SISIBA	210	210	216	6	LIVINGSTONIA		165	165	
124 KIPTAGICH	134	126	126	-8	CHEMAMUL		190	202		TINET	216	215	215	-1	MWENGE	160	140	164	4
125 KABIANGA	142	126	126	-16	MASINGI		200	200		MATUTA	216	214	214	-2	DINDIRA	156	159	159	3
126 CHIMCHIM	128	125	125	-3	TACHASIS	210	200	200	-10	SAKAWA	200	207	213	13	MUNOBWA	150	158	158	8
127 CUPATEA		123	125		TILUET		197	199		KIPSINENDE	214	212	212	-2	KIAMARA	110	142	146	36
128 TINET	134	124	125	-9	TINET		190	198		KAISUGU	216	205	211	-5	KIKO	146	140	140	-6
129 KYAMUHUNGA		124	124		KAPSONGOI		190	198		CHEMAMUL	216	210	210	-6	BUZIRASAGAMA	140	130	132	-8
130 RWENZORI	106	118	118	12	TILYA	195	196	198	3	NYAMBYA	208	206	206	-2	KIGUMBA		122	128	
131 BUGAMBE		116	116		SISIBA		197	197		MAGURA	212	200	204	-8	MITYANA	124	122	122	-2
132 ANKOLE	116	116	116	0	KELUNET	190	185	196	6	MOGENI	181	120	204	23	KIJURA	112	110	110	-2
133 MUNOBWA	100	100	114	14	KIMUGU		196	196		CHIMCHIM	200	185	202	2	MPANGA	110	101	102	-8
134 MUZIZI		114	114		KABIANGA	195	190	196	1	NYARINDA	180	185	202	22	LUWALA		100	100	
135 ARC MOUNTAIN		113	113		LELAGOIN		185	195		BUHWEJU	140	124	200	60	ARC MOUNTAIN				
136 KALINZU	108	110	112	4	SIOMO	200	195	195	-5	IGARA	188	170	200	12	ARROKET				
137 KIGEZI HIGHLAND		100	112		CUPATEA	195	190	192	-3	ITONA	212	200	200	-12	BONDET				
138 DINDIRA	120	110	110	-10	KIPSINENDE	198	192	192	-6	TACHASIS	212	200	200	-12	CHEBOSWA				
139 KIKO	116	110	110	-6	GISOZI		188	191		MUGOMA	178	190	196	18	EMROK				
140 SWAZI	100	110	110	10	RWAKA		185	189		BUGAMBE	182	190	194	12	GATARE				
141 KIJURA	104	105	105	1	KOIWA		186	186		MUZIZI	198	190	194	-4	GISOVU				
142 SALAMA	106	105	105	-1	TOIYOI	200	186	186	-14	KOIWA		190	190		GUMARO				
143 RUSEKERE	108	100	100	-8	SAKAWA	185	185	185	0	KIGEZI HIGHLAN	189	170	188	-1	KAISUGU				
144 CHIVANJEE		100	100		NGOINA	170	155	181	11	KIPCHABO	180	180	188	8	KARAMBI				
145 KIAMARA		100	100		MOGENI	170	160	172	2	RWAKA	190	184	186	-4	KARONGI				
146 LUWALA		100	100		NYARINDA	162	170	172	10	BWIINDI	188	164	186	-2	KASUNGA				
147 MWERA	105	100	100	-5	MUGOMA	115	158	168	53	KALINZU	186	176	176	-10	KERICHO				
148 ARROKET					LIVINGSTONIA		160	165		SWAZI	160	170	176	16	KIPTAGICH				
149 BUHWEJU					IGARA		154	160		LIVINGSTONIA		175	175		KITABI				
150 GATARE					NYAMBYA	146	156	158	12	GLOBAL VILLAC	125	170	174	49	KORUMA				
151 GUMARO					BUHWEJU	150	150	152	2	NGOINA		171	171		MABROUKIE				
152 KAISUGU					DINDIRA	159	150	150	-9	KAKONDE	180	170	170	-10	MATA				
153 KARAMBI					BUGAMBE	127	130	146	19	KYAMUHUNGA	178	108	168	-10	MOGOGO				
154 KARIRANA					KYAMUHUNGA	152	142	145	-7	KAHUNA		146	146		MONTE BRANCO				
155 KARONGI					SWAZI		132	140		KIAMARA	110	143	143	33	NAMAYIBA				
156 KASUNGA					MUZIZI	125	120	132	7	MWENGE	144	135	137	-7	NGOINA				
157 KELUNET					MWENGE	110	124	128	18	DINDIRA	144	135	135	-9	NSHILI KIVU				
158 KIPTENDEN					ANKOLE	108	107	123	15	KASAKU	125	114	134	9	PFUNDA				
159 MANARET					KIKO		122	122		CHIVANJEE	130	125	130	0	RUBAYA				
160 MARAMBA					KIGUMBA	128	120	120	-8	TORO	106	107	130	24	RUSEKERE				
161 METTARORA					RUSEKERE	132	116	116	-16	MUNOBWA	125	107	125	0	RUTSIRO				
162 MONTE BRANCO					KIAMARA	100	112	115	15	ANKOLE	126	120	124	-2	RWAKA				
163 MUGOMA					BUZIRASAGAMA		110	110		KIGUMBA		122	122		SAKAWA				
164 NAMAYIBA					KASAKU	107	108	110	3	NAMAYIBA		120	120		SAPTET				
165 NGOINA					RWENZORI	112	110	110	-2	MABALE	114	106	120	6	TIRGAGA				
166 SAKAWA					SALAMA	100	109	109	9	BUZIRASAGAMA	110	115	115	5	BOITO				
167 SAPTET					CHIVANJEE	107	108	108	1	KIKO		110	112		CHANGOI				
168 BUZIRASAGAMA					KARAMBI	106	105	107	1	KIJURA		110	110		CHEMAMUL				
169 BWIINDI					KIJURA	114	105	105	-9	MPANGA		107	110		CHIVANJEE				
170 CHANGOI					MITYANA	104	102	102	-2	MWERA	114	107	107	-7	GACHEGE				
171 CHEMAMUL					LUWALA		100	100		LUWALA		105	105		GISOZI				
172 DL TEAS					MABALE		100	100		ARC MOUNTAIN					HIMA				
173 GLOBAL VILLAGE TEA					TORO	104	100	100	-4	CHEBOSWA					IGEMBE				

SECONDARY GRADES

	Prev	Low	High	De		Pre	Low	Hia	De		Prev	Low	High	Dev		Prev	Low	High	Dev		Prev	Low	Hia	Dev	
1 RUBAYA	252	300	300	48	MATA		237	237		KITABI		258	303		RUBAYA		366	366		KIPTAGICH		126	102	112	-14
2 NYABIHU	278	283			NSHLI KIVU		236	236		NSHLI KIVU		268	268		KITABI	370	362	362	-8	RWENZORI	100	88	107	7	
3 RUTSIRO	260	260			MULINDI	237	227	231	-6	KATHANGARIRI		254	254		RUTSIRO		340	340		KEPCHOMO		104	104		
4 MATA	234	250	250	16	PFUNDA		227	227		GATARE		220	252		GATARE	282	296	296	14	KAISUGU		98	98		
5 GATARE	230	246	246	16	GISAKURA	224	226	226	2	RUBAYA	262	249	249	-13	MATA		292	292		MARAMBA	110	96	96	-14	
6 KARONGI	205	216	216	11	GISOVU	213	221	221	8	RUKURIRI		242	242		GACHARAGE		240	240		SIRET	104	96	96	-8	
7 GISAKURA		198	198		KARONGI		216	220		MICHI	224	226	229	5	KAMBAA	234	232	232	-2	CHEMOMI	100	96	96	-4	
8 KARONGI	202	190	190	-12	CHEBANGO	190	192			TIRGAGA	224	226	226	2	MUSHUBI		210	210		DL TEAS	102	93	95	-7	
9 CHEBANGO	168	160	160	-8	MARAMBA	194	172	188	-6	MULINDI	172	170	223	51	MUDETE	200	222	222	22	EMROK	112	94	94	-18	
10 NDABAWETTA	166	160	160	-6	SETYON		188	188		GISOVU		221	221		RUKURIRI		221	221		NGORONGO	96	90	94	-2	
11 EMROK	154	156	158	4	MBOGO TEA	198	180	184	-14	MOMUL	225	221	221	-4	KINORO	210	218	218	8	CHEBANGO		94	94		
12 KEYNA	144	148	148	4	EMROK		150	172		MUSHUBI		212	220		PFUNDA	200	217	217	17	KAMARYA	102	94	94	-8	
13 KARIRANA	124	124	136	12	ELGON TEA	177	168	170	-7	IMENTI		220	220		MUNGANIA		216	216		KIPCHABO	98	94	94	-4	
14 KOWA	128	126	132	4	REYNA		170	170		NDARUGU		220	220		KIRU	174	212	212	38	SETYON	100	90	93	-7	
15 NGORONGO	136	130	132	-4	SIOMO		170	170		CHEMOMI	205	207	207	2	KATHANGARIRI	252	210	210	-42	HIMA	90	85	93	3	
16 JAMJI	120	118	130	10	KERITOR	134	166	168	34	MWAMU		195	195		MUNUNGA	208	210	210	2	KIBWARI	100	93	93	-7	
17 MARAMBA	137	130	130	-7	KAYONZA	160	158	164	4	KIONYO		190	190		WERU	188	210	210	22	SOKOT	96	93	93	-3	
18 TILYA		128	128		MABROUKIE	175	152	160	-15	KAMARYA		180	187		KANGAITA		209	209		ELGON TEA	115	92	92	-23	
19 KAYONZA	114	120	120	6	CHIMCHIM	164	150	152	-12	BOITO		184	184		MWAMU	184	209	209	25	KARIRANA	96	92	92	-4	
20 KERICHO		115	117		KABIANGA	161	148	148	-13	TORA		184	184		MOMUL	200	208	208	8	KORUMA	97	92	92	-5	
21 HIMA	116	106	106	-10	SAKAWA	164	145	146	-18	SIRET		196	182	-14	KAMARYA	180	208	208	28	MANARET	100	90	92	-8	
22 RWENZORI	103	106	106	3	KYAMUHUNGA	132	146	146	14	PFUNDA	177	181	181	4	KANYENYA	186	208	208	22	MBOGO TEA	99	92	92	-7	
23 MWERA	108	104	104	-4	KIGUMBA		120	136		EBEREGE		180	180		MICHI	210	202	206	-4	SITOI	99	92	92	-7	
24 DINDIRA	95	102	102	7	BUGAMBE	160	130	130	-30	TEZA	171	178	178	7	RAGATI	175	206	206	31	ANKOLE	98	89	92	-6	
25 BUZIRASAGAMA	95	102	102	7	KAKONDE	124	124	124	0	KAYONZA	170	133	177	7	ROROK	150	206	206	56	MAGURA	97	90	92	-5	
26 BUHWEJU		100	100		BUHWEJU	122	120	120	-2	SWAZI	158	171	171	13	KAPKATET	206	200	204	-2	TAITO	100	92	92	-8	
27 RUSEKERE	105	99	99	-6	KIPSINENDE	126	120	120	-6	GISAKURA	186	170	170	-16	KEBIRIGO	220	202	202	-18	TOYOI	100	92	92	-8	
28 KUJURA	100	92	92	-8	DINDIRA	132	118	118	-14	KIEGOI		166	166		NGERE	190	202	202	12	BUGAMBE	99	87	91	-8	
29 CHIVANJEE	100	90	90	-10	NYAMBYA	117	114	118	1	KIPTAGICH	158	135	160	2	KIONYO		201	201		MULINDI	98	91	91	-7	
30 ARROKET					RWENZORI		116	118		NYANKOBA		160	160		OLENG	208	200	200	-8	KANGA		85	91		
31 BUGAMBE					MUNOBWA	120	117	117	-3	MABROUKIE	145	153	153	8	TIRGAGA	166	182	200	34	CUPATEA	96	88	90	-6	
32 CHEBOSWA					KORUMA	148	116	116	-32	SHAGASHA		152	152		MABAYI		200	200		JAMJI	92	85	90	-2	
33 CHIMCHIM					GLOBAL VILLAGE	118	112	116	-2	CHEBANGO		150	150		MATAARA	216	182	200	-16	TAGABI	94	90	90	-4	
34 CUPATEA					GUMARO	120	115	115	-5	MANARET		147	147		SHAGASHA	195	180	199	4	ITONA	98	89	90	-8	
35 ELGON TEA					MOGENI	144	111	114	-30	MARAMBA	142	141	146	4	TEBESONIK	204	199	199	-5	KABIANGA	105	90	90	-15	
36 GISOVU					MAGURA	125	108	112	-13	REYNA		146	146		SIONGO	190	175	198	8	KYAMUHUNGA	102	87	90	-12	
37 GUMARO					KUJURA	115	100	110	-5	KAPSARA		146	146		TOMBE	226	198	198	-28	LIVINGSTONIA	90	90			
38 KAVISUGU					MWERA	120	110	110	-10	ITUMBE		145	145		IRIANI		196	196		MWERA	91	86	90	-1	
39 KASUNGA					NYARINDA	132	110	110	-22	MBOGO TEA	150	135	144	-6	SANGANYI		196	196		SWAZI	95	90	90	-5	
40 KELUNET					RUSEKERE	117	106	108	-9	MUNOBWA	126	142	142	16	GATHUTHI	216	195	195	-21	KIMUGU		87	89		
41 KIMUGU					BUZIRASAGAMA	114	108	108	-6	KAISUGU	125	135	136	11	GITUGI		195	195		KOIVA	89	88	89	0	
42 KIPTAGICH					CHIVANJEE	112	108	108	-4	KARIRANA	132	134	134	2	MULINDI	205	190	190	-15	IGARA		89	89		
43 KITABI					HIMA	112	104	106	-6	ANKOLE		130	133		MOTIGO		189	189		NYAMBYA	94	89	89	-5	
44 KORUMA					LUWALA	110	102	102	-8	NGORONGO	134	120	128	-6	TEGAT	175	172	188	13	BUHWEJU	96	88	88	-8	
45 MABROUKIE					KASUNGA		100	100		KIGUMBA		128	128		ITUMBE		186	186		GLOBAL VILLAGE		86	88		
46 MANARET					MITYANA	104	100	100	-4	SIOMO		102	127		KIMUNYE	204	185	185	-19	KALINZU	98	88	88	-10	
47 MBOGO TEA					JAMJI	98	94	98	0	MAGURA	130	94	126	-4	THUMAITA		185	185		KIGEZI HIGHLAN	100	88	88	-12	
48 METTARORA					TORO	94	85	85	-9	BUZIRASAGAMA	129	125	125	-4	GATUNGURU		182	182		LUWALA	95	85	88	-7	
49 MICHI					ARROKET					ITONA		125	125		NYANKOBA	184	182	182	-2	MPANGA		86	88		
50 MOGOGO					CHEBOSWA					NYAMBYA	125	125	125	0	GIANCHORE		180	180		MUZIZI	94	88	88	-6	
51 MOMUL					CUPATEA					KUJURA	125	120	120	-5	KAPTUMO	204	177	180	-24	MUGOMA		87	87		
52 MONTE BRANCO					GATARE					EMROK	118	119	119	1	NDARAWETTA	190	180	180	-10	KIKO	94	87	87	-7	
53 MUGOMA					KAISUGU					SETYON	166	112	118	-48	OGEOMO		180	180		MUFINDI		87	87		
54 MULINDI					KARIRANA					DL TEAS	125	110	118	-7	MOGOGO		178	178		KASUNGA		85	86		
55 MUSHUBI					KELUNET					DINDIRA	118	115	115	-3	SITOI	170	170	178	8	KAKONDE	92	86	86	-6	
56 NAMAYIBA					KERICHO					KALINZU	115	115	115	0	BOITO		177	177		MITYANA		85	86		
57 NSHLI KIVU					KIMUGU					NAMAYIBA		112	112		TOROR		176	176		MWENGE	94	86	86	-8	
58 OLENG					KIPTAGICH					KIMUGU	115	111	111	-4	CHEBUT		174	174		MONTE BRANC		84	85		
59 RAGATI					KITABI					IGARA	105	110	111	6	NYAMACHE		170	172		SAKAWA	92	85	85	-7	
60 SAKAWA					KOIVA					SAKAWA	154	105	109	-45	LITEIN		169	169		KUJURA	85	84	85	0	
61 SETYON					MANARET					MOGENI	109	109	109		MANARET		165	165		TORO	88	82	85	-3	
62 SHAGASHA					METTARORA					KIKO		106	108		EBEREGE		165	165		RUSEKERE	85	82	84	-1	
63 SIRET					MICHI					JAMJI	110	98	106	-4	TACHASIS	171	162	162	-9	MABALE	92	80	84	-8	
64 SITOI					MOGOGO					MUGOMA	103	105	105	2	ELGON TEA	179	158	160	-19	TILYA	94	84	84	-10	
65 TAGABI					MOMUL					HIMA	115	105	105	-10	KIPTAGICH	166	142	160	-6	KIAMARA	91	83	83	-8	
66 TIRGAGA					MONTE BRANCO					KABALE	100	102	104	4	MBOGO TEA	183	160	160	-23	ARROKET					
67 ANKOLE					MUGOMA					MPANGA		102	102		SETYON	207	160	160	-47	CHEBOSWA					
68 BOITO					MUSHUBI					CHIMCHIM	122	100	100	-22	KAPSET	171	156	156	-15	CHIMCHIM					
69 CHEBUT					NAMAYIBA					MONTE BRANCO		90	96		MOKAMA	155	155	155	0	DINDIRA					
70 CHELAL					NGORONGO					KIAMARA		92	92		CHELAL		152</								

CATALOGUE CLOSING FIGURES – 2017 Vs 2018

Sale No.	2015		2016		2017		2018		Diferencial 2018 Vs. 2017	
	Pkgs	Kilos	Pkgs	Kilos	Pkgs	Kilos	Pkgs	Kilos	Pkgs	Kilos
1	147,165	9,493,191.5	148,451	9,735,654.5	145,178	9,437,045.5	170,026	10,902,243.0	24,848	1,465,197.5
2	143,751	9,289,282.5	139,820	9,199,450.0	140,125	8,593,123.5	165,456	10,623,001.0	25,331	2,029,877.5
3	154,710	9,906,594.5	159,276	10,449,664.5	144,994	9,386,541.5	179,439	11,385,435.0	34,445	1,998,893.5
4	139,364	8,971,223.5	188,659	12,275,549.0	138,097	8,890,671.5	168,997	10,873,246.0	30,900	1,982,574.5
5	138,215	8,882,666.0	159,398	10,393,542.0	124,938	8,054,484.0	162,594	10,480,140.0	37,656	2,425,656.0
6	139,078	8,676,309.0	150,152	9,801,201.0	117,320	7,562,742.7	153,970	9,941,178.0	36,650	2,378,435.3
7	141,725	9,054,005.0	153,397	9,915,132.0	116,361	7,518,587.5	148,003	9,566,966.0	31,642	2,048,378.5
8	140,360	8,991,608.0	154,458	10,019,049.5	115,356	7,439,711.0	144,742	9,391,252.0	29,386	1,951,541.0
9	126,137	8,162,828.5	143,119	9,357,930.0	117,140	7,597,207.0	139,959	9,020,760.0	22,819	1,423,553.0
10	118,447	7,624,848.5	139,747	9,097,239.0	105,840	6,845,830.5	137,540	8,841,378.0	31,700	1,995,547.5
11	116,156	7,582,902.0	144,515	9,424,673.5	103,585	6,720,482.5	126,153	8,199,578.0	22,568	1,479,095.5
12	111,457	7,253,148.5	145,973	9,530,611.0	108,818	7,078,896.5	122,280	7,950,062.0	13,462	871,165.5
13	111,260	7,213,322.0	142,210	9,321,487.0	106,738	6,966,532.5	133,419	8,686,279.0	26,681	1,719,746.5
14	108,238	7,068,589.0	150,415	9,774,359.5	111,839	7,331,690.5	126,598	8,187,381.0	14,759	855,690.5
15	103,540	6,756,161.5	151,648	9,914,957.5	117,718	7,672,851.0	129,007	8,426,139.0	11,289	753,288.0
16	103,558	6,793,729.5	147,839	9,679,159.0	130,737	8,495,693.0	130,302	8,519,375.0	- 435	23,682.0
17	91,359	5,913,640.0	153,600	10,060,731.0	133,590	8,719,546.0	144,877	9,463,195.0	11,287	743,649.0
18	88,870	5,793,234.0	151,268	10,502,473.0	132,188	8,612,581.5	161,933	10,628,353.0	29,745	2,015,771.5
19	97,877	6,325,414.5	152,683	9,983,086.0	131,831	8,558,320.5	163,252	10,697,993.0	31,421	2,139,672.5
20	95,917	6,255,617.5	142,133	9,369,893.0	134,729	8,763,410.0	167,272	10,932,188.0	32,543	2,168,778.0
21	105,301	6,860,389.0	144,104	9,509,564.0	131,634	8,550,796.0	163,267	10,680,522.0	31,633	2,129,726.0
22	126,760	8,271,169.5	146,216	9,600,156.0	131,700	8,572,204.0	158,259	10,326,586.0	26,559	1,754,382.0
23	128,075	8,350,540.0	143,286	9,455,061.0	137,700	8,897,500.0	158,710	10,310,596.0	21,010	1,413,096.0
24	132,269	8,542,152.5	148,330	9,714,505.0	132,606	8,644,644.0	156,160	10,069,790.0	23,554	1,425,146.0
25	122,540	7,885,358.5	146,750	9,575,912.5	130,856	8,539,642.0	158,268	10,130,119.0	27,412	1,590,477.0
26	115,820	7,454,433.5	140,955	9,185,569.0	134,420	8,734,861.0	172,659	10,990,667.0	38,239	2,255,806.0
27	103,079	6,497,391.0	128,199	8,441,443.0	137,592	8,961,409.0	157,618	10,195,939.0	20,026	1,234,530.0
28	104,121	6,623,266.0	129,427	8,405,546.0	139,587	9,082,566.0	161,018	10,378,590.0	21,431	1,296,024.0
29	108,008	6,955,793.5	124,024	8,100,347.0	136,100	8,885,641.0	153,715	9,904,349.0	17,615	1,018,708.0
30	108,691	6,959,013.0	116,127	7,517,405.5	127,020	8,224,195.0	145,382	9,386,647.0	18,362	1,162,452.0
31	105,873	6,799,496.0	118,392	7,648,417.0	116,082	7,525,278.0	143,838	9,249,722.0	27,756	1,724,444.0
32	108,114	6,969,936.0	121,941	7,968,002.0	109,583	7,112,977.0	145,418	9,304,245.0	35,835	2,191,268.0
33	112,658	7,309,670.0	114,684	7,411,426.0	117,196	7,560,646.0	146,137	9,387,631.0	28,941	1,826,985.0
34	127,634	8,264,301.0	115,065	7,401,593.0	124,100	7,974,797.0	149,397	9,595,599.5	25,297	1,620,802.5
35	117,496	7,627,780.0	111,398	7,162,051.0	134,339	8,736,776.0	146,652	9,389,530.5	12,313	652,754.5
36	122,536	7,966,281.0	103,211	6,620,776.0	133,343	8,692,718.0	134,282	8,680,839.5	939	11,878.5
37	126,530	8,203,020.0	105,363	6,801,861.0	131,860	8,589,806.0	139,101	8,989,967.0	7,241	400,161.0
38	119,001	7,777,556.0	105,991	6,874,694.0	136,152	8,913,732.0	143,642	9,210,797.0	7,490	297,065.0
39	111,481	7,239,521.5	102,399	6,593,834.0	132,480	8,632,611.0	140,946	9,108,030.5	8,466	475,419.5
40	101,483	6,622,758.0	93,697	6,101,035.0	129,850	8,468,285.0	132,790	8,647,179.5	2,940	178,894.5
41	107,818	7,049,132.0	100,438	6,506,134.0	137,560	8,931,039.0	136,599	8,885,007.0	- 961	46,032.0
42	118,170	7,748,847.5	113,860	7,296,708.0	147,380	9,566,121.5	140,880	9,187,387.5	- 6,500	378,734.0
43	120,677	7,928,530.5	113,933	7,409,459.5	143,755	9,362,940.0	160,311	10,419,218.5	16,556	1,056,278.5
44	125,671	8,229,490.0	113,258	7,400,472.0	150,080	9,803,157.5	155,019	10,118,475.5	4,939	315,318.0
45	135,680	8,917,671.0	115,579	7,575,449.0	138,321	9,075,225.0	159,826	10,440,717.5	21,505	1,365,492.5
46	147,214	9,690,340.5	118,525	7,716,618.5	151,239	9,885,740.0			- 151,239	9,885,740.0
47	154,592	10,029,678.0	126,695	8,229,984.0	162,135	10,607,228.0			- 162,135	10,607,228.0
48	148,029	9,688,808.0	133,650	8,694,053.5	167,935	10,903,011.0			- 167,935	10,903,011.0
49	150,710	9,887,393.0	132,838	8,544,808.0	172,760	11,213,580.0			- 172,760	11,213,580.0
50	146,819	9,649,589.0	136,984	8,747,685.0	178,260	11,522,884.0			- 178,260	11,522,884.0
51	151,404	9,922,846.0	141,000	9,192,163.0						
Total	6,231,438	403,930,467.0	6,825,080	445,208,574.5	6,630,747	430,417,958.7	6,735,713	435,704,294.5	104,966	5,286,335.8



(Please note figures inclusive of reprints)

WEATHER REPORT

KENYA

For the week ending 21st October, 2018, both East and West of Rift tea growing areas experienced sunny intervals with alternate light showers during the week under review. Most factories were full to their capacities, green leaves ranging between 70 to 100 tons and sometimes more. This trend is expected to prevail in the remaining days this month.

UGANDA

Western Uganda received 239 mm of rainfall during last week. Fort Portal area received 39 mm of average rainfall and experienced 27⁰C maximum and 19⁰C minimum temperatures. Hoima received 48 mm of average rainfall. Kibale received 51 mm of rainfall and experienced 31⁰C maximum and 21⁰C minimum temperatures while Bushenyi received 15 mm of rainfall and experienced 12⁰C minimum and 27⁰C maximum temperatures.

Crop levels increased for Ankole, Bugambe, Muzizi and Mwenge however that of Kiko decreased.

COMBROK LIMITED