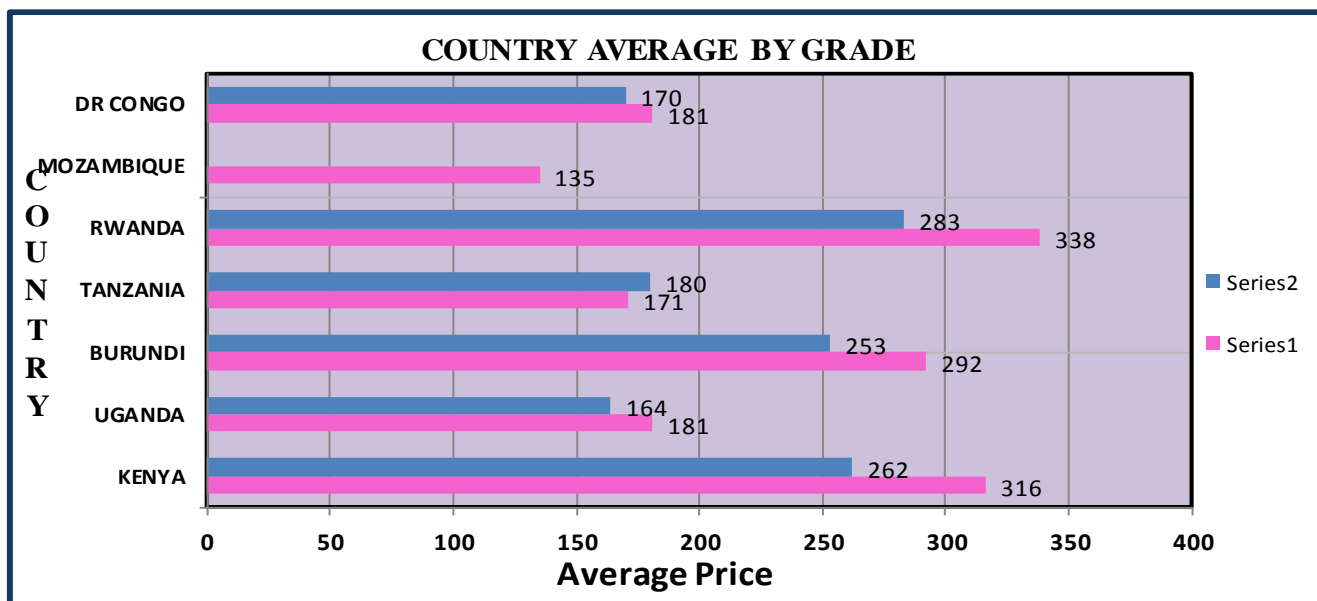


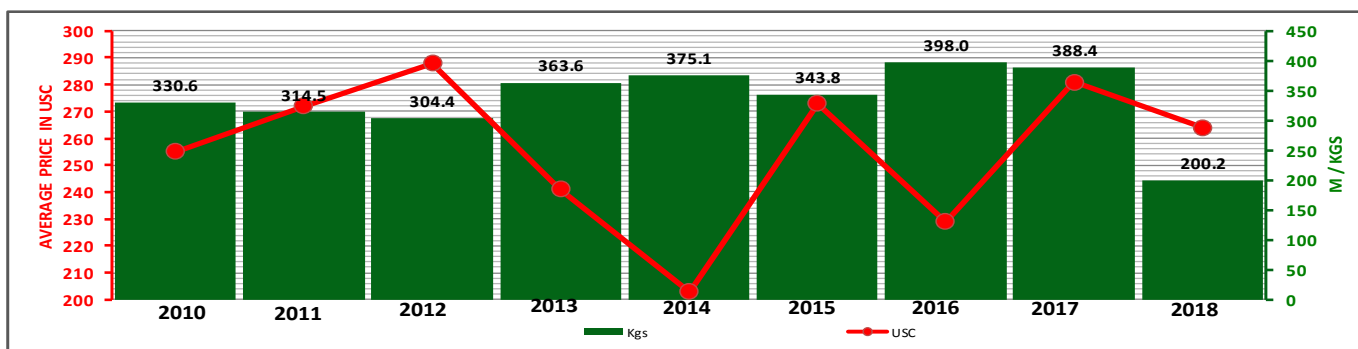
Mombasa Auction: Country Average Prices in US Cents Sale 23 (2017 vs. 2018)

COUNTRY	AV 2017	AV 2018	BP1	PF1	PD	D1	BP	PF	D	FNGS	BMF
KENYA	316	262	239	281	264	268	144	185	162	172	109
UGANDA	181	164	133	169	193	201	128	149	158	129	106
BURUNDI	292	253	223	265	262	273			215	186	
TANZANIA	171	180	135	206	206	179	122	144	129	131	104
RWANDA	338	283	296	300	286	285	238	261	225	211	152
MOZAMBIQUE	135										
DR CONGO	181	170			167	178					
ALL AUCTION AVERAGE	290	246	229	273	253	254	168	168	166	154	108



Mombasa Auction - Auction Quantities & Average Prices 2010 - 2018

	Jan		Feb		Mar		Apr		May		Jun		Jul		Aug		Sep		Oct		Nov		Dec		Total			
	Kgs	USC	Kgs	USC	Kgs	USC	Kgs	USC	Kgs	USC	Kgs	USC	Kgs	USC	Kgs	USC	Kgs	USC	Kgs	USC	Kgs	USC	Kgs	USC	Kgs	USC		
2018	49.3	279	34.3	281	29.6	265	39.9	252	38.7	247	9.5	246															200.2	264
2017	40.9	284	25.4	285	25.2	274	28.7	272	38.7	275	31.0	289	31.2	283	27.1	275	32.3	286	40.9	291	35.5	283	31.3	266			388.4	281
2016	37.0	256	36.6	237	40.7	223	35.3	204	44.4	212	34.2	227	29.2	231	21.7	218	23.8	222	24.6	223	36.3	289	23.6	252			398.0	229
2015	33.5	214	31.0	227	30.2	254	22.4	257	21.2	285	35.4	300	21.9	310	22.4	294	32.1	284	25.3	302	32.4	289	35.4	285			343.8	273
2014	25.1	256	30.6	224	36.6	208	21.8	207	35.7	196	44.9	191	28.1	205	24.6	203	33.2	190	28.1	192	33.6	191	32.8	189			375.1	203
2013	35.7	305	29.9	292	28.5	264	32.0	237	31.5	239	34.7	231	34.6	229	25.5	228	24.0	213	28.4	202	32.5	210	26.5	234			363.6	241
2012	36.1	264	27.2	265	23.9	274	22.8	279	17.8	281	24.1	289	26.8	299	22.6	309	21.9	304	31.8	297	27.9	304	21.4	307			304.4	288
2011	24.8	294	24.6	277	31.4	274	17.1	266	32.9	262	30.4	271	25.4	282	26.2	282	20.8	267	23.4	265	33.8	266	23.8	261			314.5	272
2010	27.9	284	29.1	295	33.5	280	24.6	261	41.6	235	33.7	222	27.2	216	25.1	250	17.9	249	18.3	250	30.5	254	21.0	270			330.6	255



June includes sold kilos and average price for sale 23 only.

BUYERS' PURCHASES SALE 23 2018

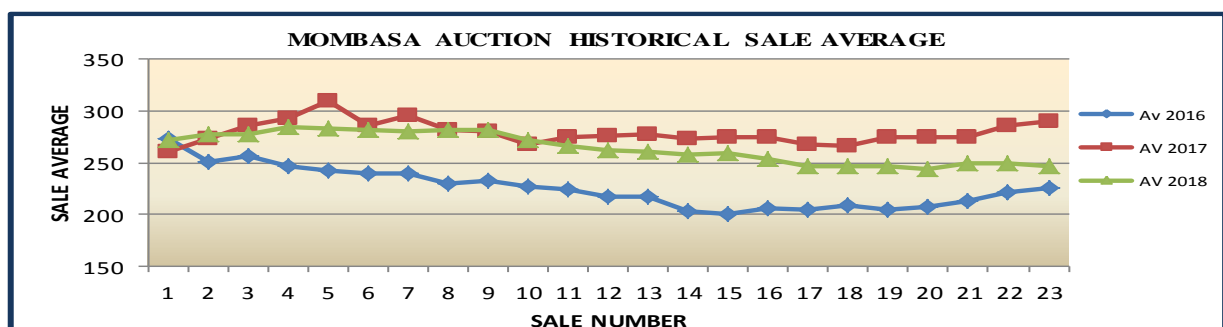
Buyer	% Sold	Totals	BP1	PF1	PD	DUST1	BP2	PF2	DUST2	FNGS	BMF
GLOBAL TEA &	19.32	28,097	3,280	13,420	5,680	1,980	80	300	1,396	1,101	860
CARGILL KENYA	11.75	17,079	1,479	9,300	5,720	520	0	60	0	0	0
L.A.B.	11.29	16,415	560	5,555	6,420	3,640	20	100	120	0	0
CHAI TRADING	9.38	13,639	800	8,200	3,300	920	40	40	220	99	20
SSOE (KENYA)	5.71	8,300	1,480	1,640	1,040	980	380	360	320	1,600	500
JAMES FINLAY	5.65	8,216	1,260	2,160	2,660	1,396	320	0	420	0	0
VAN REES KENYA	5.56	8,078	560	2,800	2,718	860	40	440	140	520	0
DEVCHAND	4.79	6,960	200	6,760	0	0	0	0	0	0	0
M.J. CLARKE LTD	4.43	6,440	240	700	2,580	1,000	0	300	340	1,280	0
COFFTEA AGENCIES	3.42	4,980	2,320	500	160	0	0	260	0	1,400	340
MOMBASA COFFEE	2.28	3,320	0	240	2,000	1,080	0	0	0	0	0
RANFER TEAS K	1.66	2,420	520	960	400	440	0	20	40	40	0
SHAKAB	1.47	2,140	440	860	240	160	40	20	220	120	40
IMPERIAL TEAS	1.18	1,720	720	360	240	80	60	60	180	20	0
AL-EMIR LTD	1.13	1,640	0	1,320	280	40	0	0	0	0	0
CHAMU SUPPLIES	0.98	1,420	840	160	160	0	180	0	0	80	0
ABBAS TRADERS	0.94	1,360	0	960	200	0	0	200	0	0	0
STANSAND (A) LTD	0.81	1,180	0	0	600	0	0	300	0	280	0
MARA CHAI LIMITED	0.72	1,040	680	0	280	0	0	20	0	60	0
LULA TRADING	0.69	1,000	0	0	0	0	60	100	0	60	780
EMPIRE KENYA	0.63	920	760	160	0	0	0	0	0	0	0
LINDOP & COMPANY	0.58	840	0	360	400	0	0	0	80	0	0
AIMCO	0.56	820	0	0	80	0	0	160	0	240	340
PWANI HAULIERS	0.52	760	0	120	0	0	0	0	0	40	600
SUMMER LINER	0.52	760	0	0	0	0	220	0	0	220	320
SARDIA	0.50	720	0	0	0	0	0	60	100	380	180
Green Leaf Trading	0.47	680	0	0	0	0	0	0	0	160	520
INDO-AFRICAN TEA	0.45	660	500	160	0	0	0	0	0	0	0
ALIBHAI RAMJI	0.43	620	0	360	0	0	0	60	0	120	80
McLEOD RUSSEL	0.32	460	0	160	0	40	0	20	140	80	20
KIRINDO TRADERS	0.29	420	20	0	0	0	120	0	0	0	280
TROPICAL CROPS &	0.26	380	40	0	0	0	80	0	0	0	260
TANZIL TRADING	0.22	320	0	0	0	0	0	0	20	0	300
TUSHA TEA LIMITED	0.22	320	160	160	0	0	0	0	0	0	0
APT COMMODITIES	0.21	300	0	0	0	120	0	0	180	0	0
AL-KHALIFA	0.19	280	0	0	0	0	0	0	0	0	280
MOMBASA TEA	0.18	260	0	0	220	40	0	0	0	0	0
RIOTANA TRADING	0.06	80	40	0	0	0	40	0	0	0	0
SUWAD ENTERPRISE	0.06	80	0	0	0	0	80	0	0	0	0
TRUST TEA	0.06	80	0	0	0	0	40	0	0	40	0
BLACK DEW LIMITED	0.04	60	0	40	0	0	0	0	0	20	0
JANISH TEA LTD.	0.03	40	0	0	0	0	0	0	0	0	40
JAWAI TEA LIMITED	0.03	40	0	0	0	0	40	0	0	0	0
Cyrstal Links Ltd	0.01	20	0	0	0	0	20	0	0	0	0
LUTEX LIMITED	0.01	20	0	0	0	0	20	0	0	0	0
MAYMUN	0.01	20	0	0	0	0	0	20	0	0	0

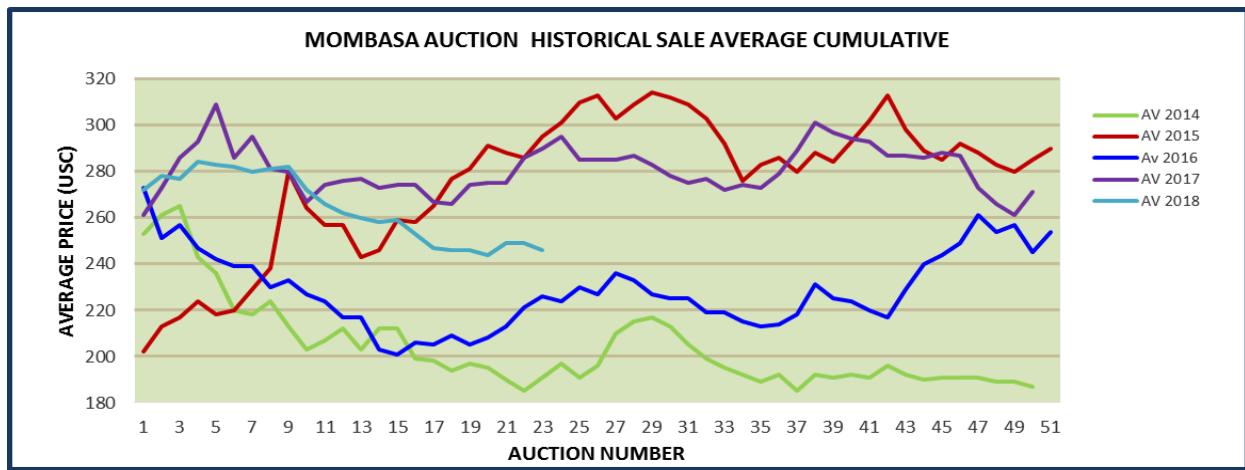
Kilos Sold By Country - Sale no. 23 & Cumulative to date (2017 vs 2018)

	Current Sale 23/2018		Same Sale Last Year 23/2017		Year To Date Sale 01-23/2018		Last Year To Date Sale 01-23/2017	Variance 2018 vs 2017
	Pkgs	Kilos	Pkgs	Kilos	Pkgs	Kilos	Kilos	Kilos
KENYA	105,235	7,110,864.00	89,660	5,990,438.50	2,309,182	154,936,431.30	131,006,062.50	23,930,369
UGANDA	22,470	1,254,092.00	20,380	1,181,312.00	428,113	23,999,475.00	19,846,226.00	4,153,249
BURUNDI	3,420	218,721.00	2,720	175,492.00	62,738	3,991,318.00	3,782,370.00	208,948
TANZANIA	7,060	397,148.00	5,140	274,523.50	120,033	6,561,966.00	2,669,179.50	3,892,787
RWANDA	7,059	477,534.00	6,380	432,116.00	147,785	10,043,500.00	8,947,943.00	1,095,557
MALAWI							24,120.00	(24,120)
MADAGASCAR							39,900.00	(39,900)
MOZAMBIQUE			920	47,592.00	7,211	338,835.00	295,266.00	43,569
DR CONGO	160	11,008.00	440	27,100.00	2,280	144,248.00	295,844.00	(151,596)
ETHIOPIA					5,400	246,626.00	237,967.00	8,659
TOTALS:	145,404	9,469,367.00	125,640.0	8,128,574.00	3,082,742	200,262,399.30	167,144,878.00	33,108,862

Mombasa Auction - Historical Averages Comparative 2016 - 2018

SALE NO.	Av 2016	AV 2017	AV 2018	2018 BP1	2018 PF1	2018 PD	2018 D1	2018 BP2	2018 PF2	2018 D2	2018 FNCS	2018 BMF
1	273	261	272	262	287	293	290	195	185	185	171	142
2	251	273	278	277	294	298	299	201	180	184	174	138
3	257	286	277	276	301	298	302	196	175	188	166	131
4	247	293	284	278	310	298	303	204	184	191	169	130
5	242	309	283	269	306	301	310	204	179	201	169	126
6	239	286	282	277	303	300	317	190	175	197	164	125
7	239	295	280	274	300	302	309	202	186	204	166	131
8	230	281	281	278	298	301	307	203	180	199	169	129
9	233	280	282	284	300	300	304	197	182	195	172	130
10	227	267	272	263	289	296	301	199	187	204	171	131
11	224	274	266	262	284	279	278	210	178	194	169	128
12	217	276	262	256	279	282	282	185	181	186	167	127
13	217	277	260	253	288	261	268	187	181	179	172	130
14	203	273	258	253	281	264	270	189	185	180	171	137
15	201	274	259	256	281	262	269	179	183	172	168	136
16	206	274	253	251	276	261	267	196	181	172	167	131
17	205	267	247	241	274	244	254	192	186	179	170	127
18	209	266	246	227	271	249	253	176	176	171	164	128
19	205	274	246	227	273	248	254	171	172	168	164	129
20	208	275	244	222	274	245	251	177	168	159	164	127
21	213	275	249	222	278	252	258	162	170	165	158	121
22	221	286	249	221	276	253	256	176	175	165	158	114
23	226	290	246	229	273	253	254	168	168	166	154	108
Average	226	279	264	253	287	276	280	190	179	182	167	129





**Actual Packages on offer for coming sale 24 of 11th & 12th June, 2018
(By Grade / by Country)**

	BP1	PF1	PD	DUST1	BP2	PF2	DUST2	FNGS	BMF	Total
KENYA	12,700	49,600	27,080	10,340	1,000	720	2,020	4,600	2,380	110,440
UGANDA	2,600	4,640	5,660	2,920	600	2,200	1,080	3,460	3,080	26,240
TANZANIA	820	3,580	960	360	140	160	120	580	1,280	8,000
RWANDA	1,800	2,400	1,380	480	600	160	380	280	100	7,580
BURUNDI	1,480	1,440	480	120	0	0	20	340	0	3,880
MOZAMBIQUE	0	0	0	40	0	0	0	0	0	40
Total	19,400	61,660	35,560	14,260	2,340	3,240	3,620	9,260	6,840	156,180

**Upcoming Auction Offerings by Country
Sale no. 24 and 25/ 2018**

COUNTRY	Sale 24/ 2018 (Actual packages)		Sale 25/ 2018		VARIANCE Kgs
	Pkgs	Kgs	Pkgs	Kgs	
KENYA	110,440.00	7,354,887.00	113,060.00	7,567,355.00	(212,468.00)
UGANDA	26,240.00	1,517,920.00	26,819.00	1,449,967.00	67,953.00
RWANDA	7,580.00	515,867.00	7,460.00	506,788.00	9,079.00
BURUNDI	3,880.00	238,760.00	3,530.00	220,572.00	18,188.00
TANZANIA	8,000.00	439,572.00	5,960.00	331,692.00	107,880.00
MOZAMBIQUE	40.00	2,784.00	1,439.00	53,745.00	(50,961.00)
TOTALS:	156,180.00	10,069,790.00	158,268	10,130,119.00	(60,329.00)

MAIN GRADE COMPARATIVE RANKINGS – SALE 23 2018

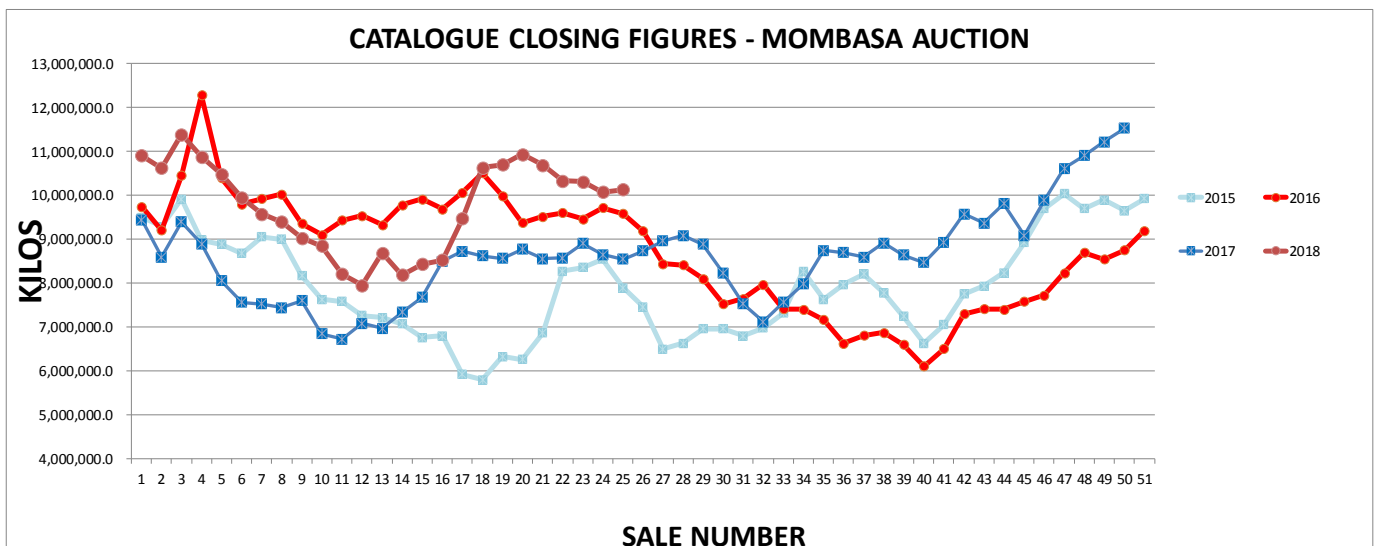
Mark	BP1				Mark	PF1				Mark	PD				Mark	DUST1			
	Pre	Lo	High	De		Prev	Low	Hig	Dev		Pre	Low	Hig	De		Prev	Lo	Hig	Dev
1 NYABIHU	390	360	378	-12	MUNUNGA	341	337	345	4	NYABIHU	328	326	326	-2	KITABI	340	335	335	-5
2 KITABI	360	350	376	16	NYABIHU	330	332	336	6	KITABI	322	322	324	2	KIMUNYE	329	316	320	-9
3 RUBAYA	340	330	350	10	KITABI	330	332	332	2	IMENTI	308	298	306	-2	GATHUTHI	323	318	318	-5
4 MUNGANIA	325	310	330	5	GATHUTHI	335	330	332	-3	RUBAYA	307	300	305	-2	KATHANGARIRI	312	300	310	-2
5 RUTSIRO	331	326	326	-5	KATHANGARIRI	342	329	332	-10	GISOVU	294	290	304	10	IMENTI	312	300	303	-9
6 NSHLI KIVU	323	322	322	-1	GITUGI	312	325	331	19	GATHUTHI	306	302	302	-4	KANGAITA	312	300	300	-12
7 GATARE	280	318	318	38	RUKURIRI	330	324	328	-2	KATHANGARIRI	306	298	300	-6	MUNUNGA	305	299	300	-5
8 KATHANGARIRI	300	300	316	16	RUBAYA	317	320	322	5	KIMUNYE	306	296	298	-8	GACHARAGE	294	290	296	2
9 GITUGI	295	301	313	18	KIMUNYE	324	316	320	-4	RUKURIRI	288	290	298	10	MUNGANIA	297	290	294	-3
10 IMENTI	311	310	313	2	IMENTI	320	312	319	-1	MUNUNGA	290	290	296	6	NDIMA	292	290	294	2
11 NJUNU	305	300	304	-1	KANGAITA	316	310	318	2	KANGAITA	294	285	295	1	KANYENYA	284	274	289	5
12 GACHARAGE	288	260	296	8	GITHONGO	308	302	310	2	GITUGI	286	286	294	8	MAKOMBOKI	291	284	287	-4
13 GITHONGO	277	256	292	15	NJUNU	318	308	310	-8	NSHLI KIVU	290	292	292	2	RAGATI	290	286	286	-4
14 GISOVU	276	289	289	13	GACHARAGE	310	306	309	-1	GACHARAGE	300	284	292	-8	NGERE	292	282	286	-6
15 MUGANZA-KIVU	282	286			MUNGANIA	312	308	309	-3	NJUNU	286	284	292	6	NJUNU	288	284	286	-2
16 KANGAITA	294	279	285	-9	NDIMA	312	304	308	-4	MAKOMBOKI	286	280	288	2	GITUGI	286	280	284	-2
17 MATA	286	282	284	-2	KAMBAA	308	305	307	-1	GATARE	279	287	287	8	IKUMBI	288	282	284	-4
18 KIMUNYE	289	278	282	-7	NGERE	309	304	307	-2	MUNGANIA	292	286	287	-5	KINORO	288	280	284	-4
19 MUNUNGA	260	262	282	22	GISOVU	304	302	306	2	NYANKOBA	281	280	286	5	MUGANZA-KIVU	284	284		
20 THETA	240	260	282	42	GATUNGURU	305	294	306	1	MATA	284	284	284	0	NDUTI	286	284	284	-2
21 KARONGI	290	278	278	-12	IKUMBI	307	303	306	-1	IKUMBI	285	282	284	-1	KAGWE	283	277	282	-1
22 RUKURIRI	278	272	274	-4	KIEGOI	308	304	306	-2	NGERE	286	282	284	-2	KAMBAA	288	280	282	-6
23 GATHUTHI	254	272			MAKOMBOKI	308	302	306	-2	GITHONGO	280	280	282	2	THETA	286	280	282	-4
24 KAGWE	253	248	268	15	CHINGA	305	302	304	-1	KAMBAA	287	280	282	-5	THUMAITA	288	278	282	-6
25 GITHAMBO	242	244	264	22	RAGATI	300	300	302	2	KIONYO	278	280	282	4	MATA	285	279	280	-5
26 GISAKURA	257	263	263	6	KAGWE	304	300	302	-2	NDIMA	288	282	282	-6	MOMUL	280	276	280	0
27 SHAGASHA	266	235	262	-4	KINORO	306	298	302	-4	RAGATI	284	280	280	-4	GITHAMBO	280	280	280	0
28 IKUMBI	248	238	258	10	KIONYO	304	302	302	-2	KAGWE	285	278	280	-5	KIONYO	284	280	280	-4
29 IRIAINI	255	247	258	3	NSHLI KIVU	302	294	300	-2	KIEGOI	284	278	280	-4	KIRU	284	268	280	-4
30 KIEGOI	246	244	258	12	GITHAMBO	304	298	300	-4	KINORO	284	280	280	-4	NDARUGU	284	270	280	-4
31 KIRU	245	230	258	13	THETA	304	300	300	-4	NDUTI	284	274	280	-4	GATUNGURU	284	276	279	-5
32 RAGATI	242	241	257	15	THUMAITA	304	290	300	-4	TEZA	274	272	280	6	IJENDA	278	278		
33 GATUNGURU	254	250	256	2	IRIAINI	300	295	299	-1	CHINGA	280	276	278	-2	MATAARA	278	268	278	0
34 TEZA	246	240	256	10	IGEMBE	297	296	296	-1	GATUNGURU	284	276	278	-6	NYANKOBA	289	278	278	-11
35 THUMAITA	254	252	256	2	MATAARA	298	292	296	-2	GITHAMBO	282	274	278	-4	IRIAINI	284	274	277	-7
36 OLENG	252	250	255	3	KANYENYA	296	294	295	-1	KIRU	280	274	278	-2	TEZA	284	277	277	-7
37 KAMBAA	252	250	254	2	NDARUGU	301	293	295	-6	MATAARA	278	276	278	0	CHINGA	286	274	276	-10
38 NGERE	256	250	254	-2	NDUTI	302	295	295	-7	THETA	280	278	278	-2	RWEGURA	270	276		
39 MATAARA	245	235	252	7	KIRU	297	290	294	-3	THUMAITA	280	276	278	-2	OLENG	279	271	275	-4
40 KANYENYA	240	242	250	10	WERU	300	290	293	-7	MICHI	276	270	277	1	GITHONGO	282	275	275	-7
41 KIONYO	250	244	250	0	MOMUL	298	289	292	-6	SHAGASHA	274	272	277	3	KIEGOI	282	275	275	-7
42 NDARUGU	240	247	249	9	MUGANZA-KIVU	285	291			MOMUL	276	274	276	0	GISAKURA	279	274	274	-5
43 KINORO	244	240	248	4	MATA	294	288	290	-4	IJENDA	270	276	276	6	MULINDI	278	271	274	-4
44 NDIMA	250	245	247	-3	MICHI	298	290	290	-8	IRIAINI	280	274	276	-4	MOTIGO	272	274		
45 CHINGA	240	244	246	6	GACHEGE	297	290	290	-7	NDARUGU	282	274	276	-6	SANGANYI	269	268	274	5
46 KAMARYA	250	246	246	-4	NYANKOBA	298	286	290	-8	SANGANYI	268	274	276	8	KIP KOIMET	272	272		
47 MAKOMBOKI	246	243	245	-1	SHAGASHA	294	288	288	-6	GISAKURA	279	274	274	-5	SHAGASHA	265	271	271	6
48 MOMUL	238	238	244	6	GIANCHORE	294	288	288	-6	MULINDI	268	266	274	6	KAPKO	266	268	270	4
49 NYANKOBA	244	242	244	0	OLENG	304	285	287	-17	OLENG	281	270	274	-7	MABAYI	270	270		
50 RUKERI	244	244	244	0	GISAKURA	289	284	286	-3	IGEMBE	276	273	274	-2	WERU	278	270	270	-8
51 WERU	240	235	244	4	MULINDI	290	282	285	-5	KANYENYA	279	270	274	-5	MICHI	271	265	269	-2
52 NDUTI	238	243	243	5	MWAMU	286	278	284	-2	WERU	280	270	274	-6	GACHEGE	268	269	269	1
53 GIANCHORE	240	230	242	2	SANGANYI	290	284	284	-6	MOTIGO	268	270	272	4	KARIRANA	270	265	268	-2
54 IGEMBE	235	242	242	7	SIONGO	292	278	284	-8	SIONGO	272	267	272	0	MOGOGO	273	268	268	-5
55 MICHI	228	228	236	8	TIRGAGA	288	280	282	-6	BOITO	270	268	270	0	PFUNDA	268	266	268	0
56 KEBIRIGO	230	220	236	6	MOTIGO	282	275	280	-2	CHEMOMI	268	266	270	2	CHEMOMI	266	268	268	2
57 OGEMBO	232	232	236	4	MABAYI	274	270	279	5	GACHEGE	275	270	270	-5	IGEMBE	276	268	268	-8
58 SANGANYI	230	234	236	6	OGEMBO	286	270	278	-8	GIANCHORE	272	266	270	-2	KAPKATET	272	265	268	-4
59 TIRGAGA	226	230	233	7	MOGOGO	282	272	276	-6	KAPSET	270	264	270	0	KEPCHOMO	266	266	268	2
60 KIBWARI	232	232			BOITO	277	268	276	-1	KEBIRIGO	266	266	270	4	TIRGAGA	270	267	267	-3

61	MWAMU	234	232	232	-2	KAPKATET	282	272	276	-6	MUDETE	272	268	270	-2	MUDETE	265	265	267	2
62	ITUMBE	222	230	230	8	MUDETE	280	267	275	-5	MUGANZA-KIVU	270	270			SIONGO	274	267	267	-7
63	MABAYI	234	220	230	-4	CHELAL	274	268	274	0	OGEMBO	268	270	270	2	SOKOT	266	265	267	1
64	RWEGURA	224	210	230	6	KEBIRIGO	278	270	274	-4	TOROR	270	268	270	0	LITEIN	260	264	266	6
65	SIONGO	230	224	230	0	TEZA	280	274	274	-6	CHELAL	262	265	269	7	TOROR	265	266	266	1
66	SIRET	216	229	229	13	TOMBE	278	270	274	-4	NYAMACHE	267	262	269	2	SIRET	268	264	264	-4
67	MULINDI	238	220	228	-10	NYAMACHE	278	270	272	-6	KAPKO	269	266	268	-1	EBEREGE	264	264		
68	EBEREGE	220	228	228	8	RWEGURA	271	270	272	1	KARIRANA	266	265	268	2	KEBIRIGO	268	264	264	-4
69	LITEIN	221	228	228	7	ITUMBE	276	269	271	-5	KOBEL	268	265	268	0	KIBWARI	266	262	264	-2
70	TOROR	224	228	228	4	CHEMOMI	274	267	270	-4	MOGOGO	270	263	268	-2	MOKAMA	270	264	264	-6
71	KAPSET	221	215	227	6	IJENDA	273	266	270	-3	EBEREGE	265	267	268	3	ROROK	263	263		
72	SOKOT	225	227	227	2	MOKAMA	276	270	270	-6	ITUMBE	276	265	268	-8	TOMBE	261	262	263	2
73	MARAMBA	204	209	226	22	ROROK	274	268	270	-4	KAPTUMO	268	267	268	0	MANARET	247	262	262	15
74	CHELAL	222	220	226	4	TOROR	272	266	270	-2	KEPCHOMO	262	264	268	6	KAPCHORUA	259	262	262	3
75	KEPCHOMO	226	224	226	0	KAPKO	276	268	269	-7	LITEIN	270	266	268	-2	CHEBUT	260	260	260	0
76	MOTIGO	220	226	226	6	CHEBUT	276	265	269	-7	MWAMU	270	266	268	-2	KAPSET	261	256	260	-1
77	GACHEGE	226	225	225	-1	EBEREGE	270	268	268	-2	TOMBE	268	265	268	0	KAPTUMO	260	260		
78	MOGOGO	224	216	224	0	KAPSET	270	265	268	-2	TIRGAGA	270	267	267	-3	NYAMACHE	265	260	260	-5
79	NYAMACHE	220	224	224	4	LITEIN	272	268	268	-4	CHEBUT	268	267	267	-1	TEGAT	262	258	260	-2
80	TAITO	222	224			TEGAT	274	265	268	-6	MOKAMA	268	265	267	-1	TINDERET	250	260	260	10
81	TOMBE	220	217	224	4	KAPTUMO	272	267	267	-5	RWEGURA	267	265	267	0	TORA	256	260	260	4
82	MOKAMA	220	223	223	3	MANARET	266	258	266	0	SOKOT	264	265	267	3	DL TEAS	252	254	258	6
83	KAPKO	222	220	220	-2	KAMARYA	274	264	266	-8	PFUNDA	264	266	266	2	MARAMBA	260	256	257	-3
84	TINET	206	197	220	14	TORA	274	261	266	-8	KAPKATET	270	263	266	-4	KAIMOSI	250	256	256	6
85	DL TEAS	208	220	220	12	KAPSARA	276	265	265	-11	KAPSARA	268	266	266	-2	TAITO	266	256	256	-10
86	IJENDA	224	217	220	-4	SOKOT	270	264	265	-5	KIBWARI	262	264	266	4	NGORONGO	254	254		
87	KIPCHABO	206	210	220	14	KOBEL	269	260	264	-5	KIP KOIMET	266	266	266	0	SITOI	250	254	254	4
88	TILYA	164	220			SIRET	260	260	264	4	ROROK	274	264	266	-8	MBOGO TEA	245	249	249	4
89	KAPKATET	222	215	219	-3	KIP KOIMET	272	263	264	-8	TEGAT	268	262	266	-2	SETYON	236	242	248	12
90	NGORONGO	201	206	216	15	RUKERI	264	264	264	0	MABAYI	268	265	265	-3	CHANGOI	244	246		
91	KAPSARA	220	216	216	-4	CHEBANGO	267	261	263	-4	REYNA	260	262	264	4	ARROKET	236	244	244	8
92	MUDETE	220	216	216	-4	KARIRANA	264	255	262	-2	SIRET	264	262	264	0	KERITOR	240	244	244	4
93	REYNA	210	200	215	5	CYOHOHA	260	262	262	2	KAPCHORUA	260	264	264	4	KIPKEBE	238	242	242	4
94	TORA	215	207	214	-1	KIBWARI	272	260	262	-10	DL TEAS	254	254	262	8	TINET	224	240	242	18
95	NDARAWETTA	200	208	208	8	KEPCHOMO	270	260	260	-10	MANARET	254	254	260	6	TOIYOI	242	242	242	0
96	KEBEN	200	200			KIPCHABO	263	258	260	-3	KAIMOSI	252	256	260	8	METTARORA	241	237	240	-1
97	CHEBANGO	206	197	197	-9	MARAMBA	254	250	256	2	MARAMBA	254	248	258	4	LELAGOIN	230	238		
98	KIPTAGICH	190	190	195	5	NGORONGO	246	246	256	10	NDARAWETTA	254	256	258	4	KIPSINENDE	226	238	238	12
99	ELGON TEA	180	180	180	0	NJERU	254	256			TORA	250	258	258	8	KABIANGA	224	236	236	12
100	KAYONZA	166	180	180	14	REYNA	250	252	254	4	CHEBANGO	255	253	257	2	NYAMBYA	232	232		
101	SIOMO	180	170	170	-10	NDARAWETTA	256	254	254	-2	BONDET	249	256	256	7	SWAZI	215	230	232	17
102	KIPTENDEN	168	168			TAITO	260	254	254	-6	SETYON	239	237	256	17	IGARA	222	230	230	8
103	KABIANGA	158	168	168	10	KAPCHORUA	254	245	251	-3	TAITO	256	256	256	0	LIVINGSTONIA	230	230		
104	KIPSINENDE	160	164	166	6	MBOGO TEA	254	245	250	-4	SITOI	250	250	254	4	MUZIZI	220	224	230	10
105	TOIYOI	162	164	164	2	DL TEAS	260	246	250	-10	CHANGOI	254	254			NYARINDA	226	230		
106	CHIMCHIM	168	160	160	-8	KAIMOSI	242	247			TINDERET	252	254	254	2	CHEBOSWA	232	229	229	-3
107	KIPKEBE	159	156	160	1	KIPTENDEN	235	240	246	11	EMROK	244	252	252	8	KIPTAGICH	224	229	229	5
108	KERITOR	146	160	160	14	SITOI	251	244	246	-5	KIPCHABO	251	252	252	1	BUHWEJU	224	228	228	4
109	LELAGOIN	152	152	158	6	SETYON	253	240	245	-8	MBOGO TEA	247	248	250	3	KAISUGU	222	226	228	6
110	KIBENA	142	154	154	12	MASINGI	259	245	245	-14	NGORONGO	248	248	250	2	ITONA	222	228	228	6
111	NGOINA	158	154	154	-4	ARROKET	239	244	244	5	TILYA	244	249	250	6	SAPTET	230	226	226	-4
112	ITONA	148	152	152	4	GISOZI	240	234	244	4	ARROKET	238	238	248	10	MOGENI	221	226	226	5
113	MUGOMA	135	144	146	11	CHANGOI	234	242			KIPKEBE	244	248	248	4	ELGON TEA	225	225	225	0
114	IGARA	144	144	144	0	TILYA	240	236	242	2	KIPTENDEN	238	246	248	10	CHIMCHIM	222	222	222	0
115	BUGAMBE	138	140	140	2	EMROK	244	236	240	-4	MASINGI	248	248			GLOBAL VILLAGE TEA	222	222		
116	BUHWEJU	137	138	140	3	LELAGOIN	234	230	240	6	TOIYOI	240	248	248	8	BUGAMBE	214	220	220	6
117	GLOBAL VILLAG	135	140	140	5	KABIANGA	236	238	240	4	METTARORA	236	235	246	10	ANKOLE	206	162	220	14
118	ANKOLE	130	130	138	8	KEBEN	242	240	240	-2	CYOHOHA	244	246	246	2	KAKONDE	206	212	220	14
119	MWENGE	130	134	136	6	KERITOR	238	240	240	2	KERITOR	244	244	246	2	KIAMARA	191	218	218	27
120	DINDIRA	132	134	134	2	SIOMO	237	234	240	3	SISIBA	240	245	245	5	KIKO	208	208	218	10

121	KIGEZI HIGHLAN	134	130	134	0	TINDERET	245	240	240	-5	GISOZI	240	244	DINDIRA	192	204	214	22		
122	BWIINDI	126	132	132	6	TOIYOI	238	236	240	2	MATUTA	234	240	244	10	MITYANA	188	214	214	26
123	NYAMBYA	130	130	130	0	SISIBA	235	239	239	4	TILUET	236	244	244	8	MWENGE	192	196	214	22
124	MUNOBWA	128	129	129	1	CHEMAMUL	238	238			CHEMAMUL	236	240	240	4	BUZIRASAGAMA	206	210	212	6
125	KASAKU	128	125	127	-1	CHIMCHIM	234	236	237	3	KAYONZA	226	234	240	14	TORO	197	190	210	13
126	RUSEKERE	129	125	125	-4	ELGON TEA	240	237	237	-3	KELUNET	224	224	238	14	KAHUNA	200	200	200	0
127	BUZIRASAGAMA	127	125	125	-2	KIBENA	228	231	237	9	KIBENA	224	238	238	14	RUSEKERE	182	186		
128	KIJURA	136	125	125	-11	METTARORA	238	230	237	-1	SIOMO	239	238	238	-1	MBAYO	178	178		
129	TORO	130	123	125	-5	MATUTA	230	237	237	7	CUPATEA	230	234	236	6	KIJURA	165	176	178	13
130	NAMAYIBA	120	124			TILUET	236	237	237	1	KIPTAGICH	228	234	236	8	MPANGA	174	174		
131	MWERA	122	124			CUPATEA	238	236	236	-2	LELAGOIN	226	205	236	10	IKANGA	162	166		
132	CHIVANJEE	127	120	122	-5	KAISUGU	229	236			MUGOMA	222	230	236	14	MUNOBWA	160	160		
133	MABALE	123	120	120	-3	KIPTAGICH	234	232	236	2	TINET	228	227	236	8	CHIVANJEE	154	154		
134	MITYANA	125	120	120	-5	KIPKEBE	235	235	235	0	KABIANGA	228	234	236	8	MAHENYE	152	152		
135	SALAMA	127	120	120	-7	SAKAWA	230	230	235	5	KIPSINENDE	234	234	236	2	KELUNET	226	150	150	-76
136	ARC MOUNTAIN					KIPSINENDE	238	235	235	-3	MOGENI	227	229	236	9	KIGUMBA	140	148	148	8
137	ARROKET					KAYONZA	236	232	234	-2	CHIMCHIM	224	229	235	11	MABALE	138	140		
138	BONDET					ITONA	218	227	233	15	ELGON TEA	227	227	231	4	MWERA	136	136		
139	CHEBOSWA					TINET	232	230	232	0	SAKAWA	224	230	230	6	ARC MOUNTAIN				
140	CUPATEA					MOGENI	230	215	222	-8	ITONA	222	228	230	8	BONDET				
141	EMROK					MUGOMA	232	220	220	-12	KIGEZI HIGHLAN	220	228	230	10	CUPATEA				
142	HERKULU					LIVINGSTONIA	200	219			LIVINGSTONIA	225	230			EMROK				
143	JAMJI					BUHWEJU	217	214	217	0	NYARINDA	219	224	230	11	GATARE				
144	KAISUGU					MAGURA	216	214	214	-2	IGARA	220	228	228	8	GISOVI				
145	KARAMBI					GLOBAL VILLAGE	202	200	210	8	MAGURA	218	216	228	10	HERKULU				
146	KARIRANA					BUGAMBE	201	200	206	5	NYAMBYA	196	228			JAMJI				
147	KELUNET					BUZIRASAGAMA	204	204			BUGAMBE	214	210	226	12	KARAMBI				
148	KOBEL					NGOINA	236	200	200	-36	BUHWEJU	214	224	224	10	KARONGI				
149	KORUMA					NYAMBYA	200	200	200	0	MUFINDI	222	224	224	2	KIBENA				
150	MABROUKIE					SWAZI	195	200	200	5	MUZIZI	202	224	224	22	KIPTENDEN				
151	MANARET					MWENGE	190	190	194	4	BWIINDI	216	214	220	4	KOBEL				
152	MARVERA					KYAMUHUNGA	196	190	190	-6	GLOBAL VILLAGE	218	218	220	2	KORUMA				
153	MBAYO					MUZIZI	190	190			SWAZI	198	220	220	22	MABROUKIE				
154	MBOGO TEA					DINDIRA	184	188	188	4	KYAMUHUNGA	208	150	218	10	MARVERA				
155	METTARORA					IKANGA	165	188			KAKONDE	202	200	215	13	MUGOMA				
156	PFUNDA					KAKONDE	186	185	185	-1	KIKO	202	204	204	2	NAMAYIBA				
157	SAKAWA					ANKOLE	194	180	180	-14	BUZIRASAGAMA	180	180	202	22	NGOINA				
158	SAPTET					MUNOBWA	170	170	170	0	ANKOLE	186	140	200	14	NSHILI KIVU				
159	SETYON					KIAMARA	167	160	162	-5	DINDIRA	193	194	199	6	REYNA				
160	SITOI					KARAMBI	162	145	151	-11	MWENGE	190	197			RUBAYA				
161	TAGABI					MITYANA	145	150	150	5	MITYANA	160	192	194	34	RUTSIRO				
162	BOITO					MAHENYE	140	148			IKANGA	162	192			SAKAWA				
163	CHANGOI					KIGUMBA	146	146			KAHUNA	182	166	188	6	TAGABI				
164	CHEBUT					CHIVANJEE	160	140	144	-16	MABALE	136	130	184	48	BOITO				
165	CHEMAMUL					HERKULU	142	142			MBAYO	160	182			BWIINDI				
166	CHEMOMI					KASAKU	138	135	141	3	RUSEKERE	170	182	182	12	CHEBANGO				
167	CYOHOKA					TORO	135	134	140	5	KIAMARA	169	182	182	13	CHELAL				
168	GISOZI					MABALE	140	130	138	-2	TORO	168	172	180	12	CHEMAMUL				
169	HIMA					SALAMA	140	132	138	-2	KIJURA	160	168	168	8	CYOHOKA				
170	IKANGA					ARC MOUNTAIN					MPANGA	145	166	168	23	GIANCHORE				
171	KAHUNA					BONDET					SALAMA	164	164			GISOZI				
172	KAIMOSI					CHEBOSWA					CHIVANJEE	154	154			HIMA				
173	KAKONDE					GATARE					MAHENYE	152	152			ITUMBE				
174	KAPCHORUA					JAMJI					KASAKU	142	140	150	8	KAMARYA				
175	KAPTUMO					KARONGI					MUNOBWA	149	150	150	1	KAPSARA				
176	KIAMARA					KELUNET					MWERA	130	132	146	16	KASAKU				
177	KIGUMBA					KORUMA					KIGUMBA	140	140	144	4	KAYONZA				
178	KIKO					MABROUKIE					HERKULU	135	135			KEBEN				

CATALOGUE CLOSING FIGURES – 2017 Vs 2018

Sale No.	2015		2016		2017		2018		Diferencial 2018 Vs. 2017	
	Pkgs	Kilos	Pkgs	Kilos	Pkgs	Kilos	Pkgs	Kilos	Pkgs	Kilos
1	147,165	9,493,191.5	148,451	9,735,654.5	145,178	9,437,045.5	170,026	10,902,243.0	24,848	1,465,197.5
2	143,751	9,289,282.5	139,820	9,199,450.0	140,125	8,593,123.5	165,456	10,623,001.0	25,331	2,029,877.5
3	154,710	9,906,594.5	159,276	10,449,664.5	144,994	9,386,541.5	179,439	11,385,435.0	34,445	1,998,893.5
4	139,364	8,971,223.5	188,659	12,275,549.0	138,097	8,890,671.5	168,997	10,873,246.0	30,900	1,982,574.5
5	138,215	8,882,666.0	159,398	10,393,542.0	124,938	8,054,484.0	162,594	10,480,140.0	37,656	2,425,656.0
6	139,078	8,676,309.0	150,152	9,801,201.0	117,320	7,562,742.7	153,970	9,941,178.0	36,650	2,378,435.3
7	141,725	9,054,005.0	153,397	9,915,132.0	116,361	7,518,587.5	148,003	9,566,966.0	31,642	2,048,378.5
8	140,360	8,991,608.0	154,458	10,019,049.5	115,356	7,439,711.0	144,742	9,391,252.0	29,386	1,951,541.0
9	126,137	8,162,828.5	143,119	9,357,930.0	117,140	7,597,207.0	139,959	9,020,760.0	22,819	1,423,553.0
10	118,447	7,624,848.5	139,747	9,097,239.0	105,840	6,845,830.5	137,540	8,841,378.0	31,700	1,995,547.5
11	116,156	7,582,902.0	144,515	9,424,673.5	103,585	6,720,482.5	126,153	8,199,578.0	22,568	1,479,095.5
12	111,457	7,253,148.5	145,973	9,530,611.0	108,818	7,078,896.5	122,280	7,950,062.0	13,462	871,165.5
13	111,260	7,213,322.0	142,210	9,321,487.0	106,738	6,966,532.5	133,419	8,686,279.0	26,681	1,719,746.5
14	108,238	7,068,589.0	150,415	9,774,359.5	111,839	7,331,690.5	126,598	8,187,381.0	14,759	855,690.5
15	103,540	6,756,161.5	151,648	9,914,957.5	117,718	7,672,851.0	129,007	8,426,139.0	11,289	753,288.0
16	103,558	6,793,729.5	147,839	9,679,159.0	130,737	8,495,693.0	130,302	8,519,375.0	- 435	23,682.0
17	91,359	5,913,640.0	153,600	10,060,731.0	133,590	8,719,546.0	144,877	9,463,195.0	11,287	743,649.0
18	88,870	5,793,234.0	151,268	10,502,473.0	132,188	8,612,581.5	161,933	10,628,353.0	29,745	2,015,771.5
19	97,877	6,325,414.5	152,683	9,983,086.0	131,831	8,558,320.5	163,252	10,697,993.0	31,421	2,139,672.5
20	95,917	6,255,617.5	142,133	9,369,893.0	134,729	8,763,410.0	167,272	10,932,188.0	32,543	2,168,778.0
21	105,301	6,860,389.0	144,104	9,509,564.0	131,634	8,550,796.0	163,267	10,680,522.0	31,633	2,129,726.0
22	126,760	8,271,169.5	146,216	9,600,156.0	131,700	8,572,204.0	158,259	10,326,586.0	26,559	1,754,382.0
23	128,075	8,350,540.0	143,286	9,455,061.0	137,700	8,897,500.0	158,710	10,310,596.0	21,010	1,413,096.0
24	132,269	8,542,152.5	148,330	9,714,505.0	132,606	8,644,644.0	156,160	10,069,790.0	23,554	1,425,146.0
25	122,540	7,885,358.5	146,750	9,575,912.5	130,856	8,539,642.0	158,268	10,130,119.0	27,412	1,590,477.0
26	115,820	7,454,433.5	140,955	9,185,569.0	134,420	8,734,861.0			- 134,420	- 8,734,861.0
27	103,079	6,497,391.0	128,199	8,441,443.0	137,592	8,961,409.0			- 137,592	- 8,961,409.0
28	104,121	6,623,266.0	129,427	8,405,546.0	139,587	9,082,566.0			- 139,587	- 9,082,566.0
29	108,008	6,955,793.5	124,024	8,100,347.0	136,100	8,885,641.0			- 136,100	- 8,885,641.0
30	108,691	6,959,013.0	116,127	7,517,405.5	127,020	8,224,195.0			- 127,020	- 8,224,195.0
31	105,873	6,799,496.0	118,392	7,648,417.0	116,082	7,525,278.0			- 116,082	- 7,525,278.0
32	108,114	6,969,936.0	121,941	7,968,002.0	109,583	7,112,977.0			- 109,583	- 7,112,977.0
33	112,658	7,309,670.0	114,684	7,411,426.0	117,196	7,560,646.0			- 117,196	- 7,560,646.0
34	127,634	8,264,301.0	115,065	7,401,593.0	124,100	7,974,797.0			- 124,100	- 7,974,797.0
35	117,496	7,627,780.0	111,398	7,162,051.0	134,339	8,736,776.0			- 134,339	- 8,736,776.0
36	122,536	7,966,281.0	103,211	6,620,776.0	133,343	8,692,718.0			- 133,343	- 8,692,718.0
37	126,530	8,203,020.0	105,363	6,801,861.0	131,860	8,589,806.0			- 131,860	- 8,589,806.0
38	119,001	7,777,556.0	105,991	6,874,694.0	136,152	8,913,732.0			- 136,152	- 8,913,732.0
39	111,481	7,239,521.5	102,399	6,593,834.0	132,480	8,632,611.0			- 132,480	- 8,632,611.0
40	101,483	6,622,758.0	93,697	6,101,035.0	129,850	8,468,285.0			- 129,850	- 8,468,285.0
41	107,818	7,049,132.0	100,438	6,506,134.0	137,560	8,931,039.0			- 137,560	- 8,931,039.0
42	118,170	7,748,847.5	113,860	7,296,708.0	147,380	9,566,121.5			- 147,380	- 9,566,121.5
43	120,677	7,928,530.5	113,933	7,409,459.5	143,755	9,362,940.0			- 143,755	- 9,362,940.0
44	125,671	8,229,490.0	113,258	7,400,472.0	150,080	9,803,157.5			- 150,080	- 9,803,157.5
45	135,680	8,917,671.0	115,579	7,575,449.0	138,321	9,075,225.0			- 138,321	- 9,075,225.0
46	147,214	9,690,340.5	118,525	7,716,618.5	151,239	9,885,740.0			- 151,239	- 9,885,740.0
47	154,592	10,029,678.0	126,695	8,229,984.0	162,135	10,607,228.0			- 162,135	- 10,607,228.0
48	148,029	9,688,808.0	133,650	8,694,053.5	167,935	10,903,011.0			- 167,935	- 10,903,011.0
49	150,710	9,887,393.0	132,838	8,544,808.0	172,760	11,213,580.0			- 172,760	- 11,213,580.0
50	146,819	9,649,589.0	136,984	8,747,685.0	178,260	11,522,884.0			- 178,260	- 11,522,884.0
51	151,404	9,922,846.0	141,000	9,192,163.0						
Total	6,231,438	403,930,467.0	6,825,080	445,208,574.5	6,630,747	430,417,958.7	3,770,483	244,233,755.0	-2,860,264	-186,184,203.7



(Please note figures inclusive of reprints)

WEATHER REPORT

KENYA

For the week ending 3rd June, 2018, East of Rift tea growing region experienced some sunny intervals accompanied by scattered showers and low temperatures while West of Rift tea catchments experienced alternate showers during the week under review. Green leaf quantities were at 60 to 80 tons with some selected factories mainly in West of Rift receiving more than 100 tons on average per day. Going forward, we expect significant decline in green leaf intakes as the cold season sets in.

UGANDA

Western Uganda received 7mm average rainfall during last week. Fort Portal area received 6mm of rainfall and experienced 31⁰C maximum and 21⁰C minimum temperatures. Hoima received 13mm of rainfall. Kibale received 0mm of rainfall and experienced 27⁰C maximum and 20⁰C minimum temperatures while Bushenyi received 11mm of rainfall and experienced 13⁰C minimum and 26⁰C maximum temperatures.

Crop level slightly increased compared to previous week's levels.

COMBROK LIMITED

.....