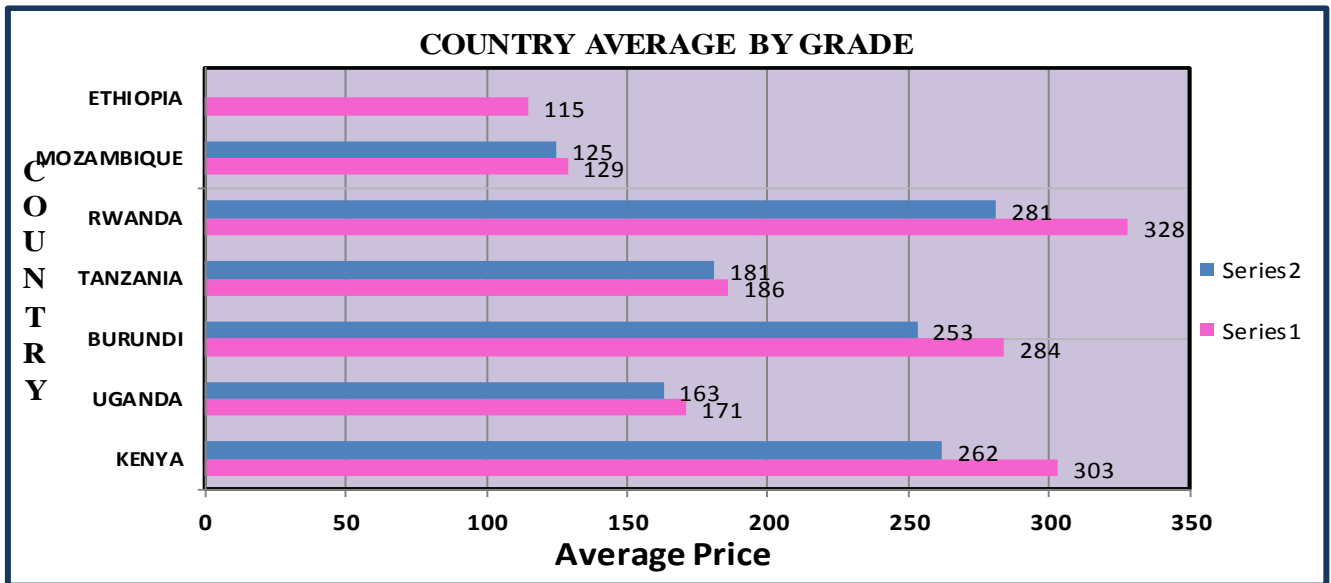


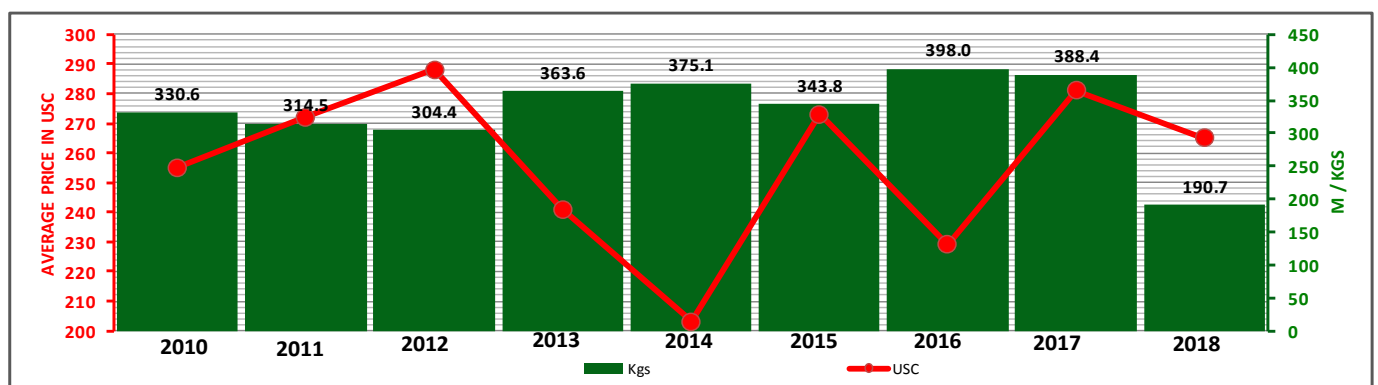
Mombasa Auction: Country Average Prices in US Cents Sale 22 (2017 vs. 2018)

COUNTRY	AV 2017	AV 2018	BP1	PF1	PD	D1	BP	PF	D	FNGS	BMF
KENYA	303	262	231	283	262	266	143	193	159	169	115
UGANDA	171	163	133	179	185	196	129	153	158	134	112
BURUNDI	284	253	226	266	267	270			205	189	
TANZANIA	186	181	134	208	215	211	125	147	134	144	112
RWANDA	328	281	288	300	282	287	238	251	231	228	138
MOZAMBIQUE	129	125						150	125		116
ETHIOPIA	115										
ALL AUCTION AVERAGE	286	249	221	276	253	256	176	175	165	158	114



Mombasa Auction - Auction Quantities & Average Prices 2010 - 2018

	Jan		Feb		Mar		Apr		May		Jun		Jul		Aug		Sep		Oct		Nov		Dec		Total			
	Kgs	USC	Kgs	USC	Kgs	USC	Kgs	USC	Kgs	USC	Kgs	USC	Kgs	USC	Kgs	USC	Kgs	USC	Kgs	USC	Kgs	USC	Kgs	USC	Kgs	USC		
2018	49.3	279	34.3	281	29.6	265	39.9	252	38.7	247																	190.7	265
2017	40.9	284	25.4	285	25.2	274	28.7	272	38.7	275	31.0	289	31.2	283	27.1	275	32.3	286	40.9	291	35.5	283	31.3	266			388.4	281
2016	37.0	256	36.6	237	40.7	223	35.3	204	44.4	212	34.2	227	29.2	231	21.7	218	23.8	222	24.6	223	36.3	250	23.6	252			398.0	229
2015	33.5	214	31.0	227	30.2	254	22.4	257	21.2	285	35.4	300	21.9	310	22.4	294	32.1	284	25.3	302	32.4	289	35.4	285			343.8	273
2014	25.1	256	30.6	224	36.6	208	21.8	207	35.7	196	44.9	191	28.1	205	24.6	203	33.2	190	28.1	192	33.6	191	32.8	189			375.1	203
2013	35.7	305	29.9	292	28.5	264	32.0	237	31.5	239	34.7	231	34.6	229	25.5	228	24.0	213	28.4	202	32.5	210	26.5	234			363.6	241
2012	36.1	264	27.2	265	23.9	274	22.8	279	17.8	281	24.1	289	26.8	299	22.6	309	21.9	304	31.8	297	27.9	304	21.4	307			304.4	288
2011	24.8	294	24.6	277	31.4	274	17.1	266	32.9	262	30.4	271	25.4	282	26.2	282	20.8	267	23.4	265	33.8	266	23.8	261			314.5	272
2010	27.9	284	29.1	295	33.5	280	24.6	261	41.6	235	33.7	222	27.2	216	25.1	250	17.9	249	18.3	250	30.5	254	21.0	270			330.6	255



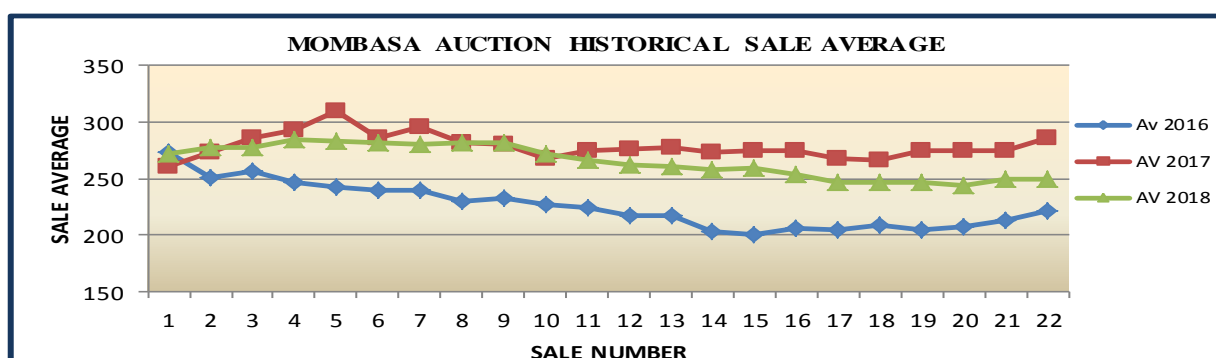
May includes sold kilos and average price for sale 19 to 22.

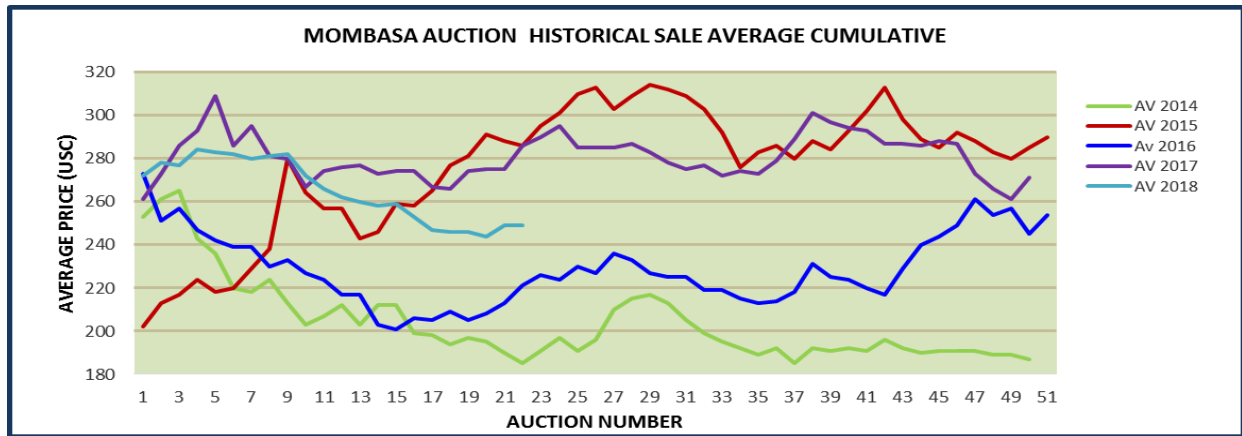
Kilos Sold By Country - Sale no. 22 & Cumulative to date (2017 vs 2018)

	Current Sale 22/2018		Same Sale Last Year 22/2017		Year To Date Sale 01-22/2018		Last Year To Date Sale 01-22/2017	Variance 2018 vs 2017
	Pkgs	Kilos	Pkgs	Kilos	Pkgs	Kilos	Kilos	Kilos
KENYA	105,760	7,169,803.00	91,258	6,080,417.00	2,202,987	147,756,495.30	125,015,624.00	22,740,871
UGANDA	18,339	1,044,601.00	15,361	894,097.00	405,643	22,745,383.00	18,664,914.00	4,080,469
BURUNDI	3,440	216,176.00	2,920	186,787.00	59,318	3,772,597.00	3,606,878.00	165,719
TANZANIA	6,120	335,156.00	2,500	146,600.00	112,973	6,164,818.00	2,394,656.00	3,770,162
RWANDA	6,920	474,792.00	6,880	466,451.00	140,726	9,565,966.00	8,515,827.00	1,050,139
MALAWI							24,120.00	(24,120)
MADAGASCAR							39,900.00	(39,900)
MOZAMBIQUE	500	23,580.00	600	31,836.00	7,211	338,835.00	247,674.00	91,161
DR CONGO					2,120	133,240.00	268,744.00	(135,504)
ETHIOPIA			20	892.00	5,400	246,626.00	237,967.00	8,659
TOTALS:	141,079	9,264,108.00	119,539.0	7,807,080.00	2,936,378	190,723,960.30	159,016,304.00	31,698,997

Mombasa Auction - Historical Averages Comparative 2016 - 2018

SALE NO.	Av 2016	AV 2017	AV 2018	2018	2018	2018	2018	2018	2018	2018	2018	2018
				BP1	PF1	PD	D1	BP2	PF2	D2	FNGS	BMF
1	273	261	272	262	287	293	290	195	185	185	171	142
2	251	273	278	277	294	298	299	201	180	184	174	138
3	257	286	277	276	301	298	302	196	175	188	166	131
4	247	293	284	278	310	298	303	204	184	191	169	130
5	242	309	283	269	306	301	310	204	179	201	169	126
6	239	286	282	277	303	300	317	190	175	197	164	125
7	239	295	280	274	300	302	309	202	186	204	166	131
8	230	281	281	278	298	301	307	203	180	199	169	129
9	233	280	282	284	300	300	304	197	182	195	172	130
10	227	267	272	263	289	296	301	199	187	204	171	131
11	224	274	266	262	284	279	278	210	178	194	169	128
12	217	276	262	256	279	282	282	185	181	186	167	127
13	217	277	260	253	288	261	268	187	181	179	172	130
14	203	273	258	253	281	264	270	189	185	180	171	137
15	201	274	259	256	281	262	269	179	183	172	168	136
16	206	274	253	251	276	261	267	196	181	172	167	131
17	205	267	247	241	274	244	254	192	186	179	170	127
18	209	266	246	227	271	249	253	176	176	171	164	128
19	205	274	246	227	273	248	254	171	172	168	164	129
20	208	275	244	222	274	245	251	177	168	159	164	127
21	213	275	249	222	278	252	258	162	170	165	158	121
22	221	286	249	221	276	253	256	176	175	165	158	114
Average	226	278	265	254	288	277	281	191	179	183	167	130





**Actual Packages on offer for coming sale 23 of 04th & 05th June, 2018
(By Grade / by Country)**

	BP1	PF1	PD	DUST1	BP2	PF2	DUST2	FNGS	BMF	Total
KENYA	15,540	51,820	28,020	11,660	620	1,120	2,840	3,700	1,380	116,700
UGANDA	2,840	3,460	5,520	2,560	460	1,819	960	2,640	2,860	23,119
RWANDA	1,680	2,440	1,240	580	520	220	460	220	80	7,440
TANZANIA	600	2,560	760	240	320	140	180	740	1,100	6,640
BURUNDI	560	2,320	600	120	0	0	60	460	0	4,120
MOZAMBIQUE	0	0	0	0	0	40	320	0	140	500
Total	21,220	62,600	36,140	15,160	1,920	3,339	4,820	7,760	5,560	158,519

**Upcoming Auction Offerings by Country
Sale no. 23 and 24/ 2018**

COUNTRY	Sale 23/ 2018 (Actual packages)		Sale 24/ 2018		VARIANCE
	Pkgs	Kgs	Pkgs	Kgs	Kgs
KENYA	113,455.00	7,617,771.00	109,180.00	7,354,887.00	262,884.00
UGANDA	25,756.00	1,491,144.00	27,480.00	1,517,920.00	(26,776.00)
RWANDA	7,659.00	518,081.00	7,580.00	515,867.00	2,214.00
BURUNDI	3,680.00	234,796.00	3,880.00	238,760.00	(3,964.00)
TANZANIA	7,820.00	437,796.00	8,000.00	439,572.00	(1,776.00)
D R CONGO	160.00	11,008.00			11,008.00
MOZAMBIQUE	-	-	40.00	2,784.00	(2,784.00)
TOTALS:	158,530.00	10,310,596.00	156,160	10,069,790.00	240,806.00

MAIN GRADE COMPARATIVE RANKINGS – SALE 22 2018

Mark	BP1				Mark	PF1				Mark	PD				Mark	DUST1			
	Pre	Lo	High	De		Prev	Low	Hig	Dev		Pre	Low	Hig	De		Prev	Lo	Hig	Dev
1 NYABIHU		386	390		KATHANGARIRI	338	335	342	4	NYABIHU	328	328	328	0	KITABI	342	340	340	-2
2 KITABI	371	358	360	-11	MUNUNGA	342	338	341	-1	KITABI	318	318	322	4	KIMUNYE	330	329	329	-1
3 RUBAYA		340	340		GATHUTHI	332	335	335	3	IMENTI	302	300	308	6	GATHUTHI	336	323	323	-13
4 RUTSIRO	330	331	331	1	KITABI	329	328	330	1	RUBAYA	310	307	307	-3	RUBAYA	321	320	320	-1
5 MUNGANIA	332	315	325	-7	NYABIHU	330	326	330	0	GATHUTHI	308	302	306	-2	RUKURIRI	310	314	314	4
6 NSHLI KIVU		323	323		RUKURIRI	330	324	330	0	KATHANGARIRI	312	304	306	-6	IMENTI	316	307	312	-4
7 IMENTI	336	300	311	-25	KIMUNYE	330	322	324	-6	KIMUNYE	306	304	306	0	KANGAITA	310	310	312	2
8 NJUNU	302	280	305	3	IMENTI	324	316	320	-4	GACHARAGE	298	290	300	2	KATHANGARIRI	316	302	312	-4
9 KATHANGARIRI	328	300	300	-28	NJUNU	320	315	318	-2	GISOVU	296	294	294	-2	MUNUNGA	306	296	305	-1
10 GITUGI	300	281	295	-5	RUBAYA	314	315	317	3	KANGAITA	294	282	294	0	MUNGANIA	296	296	297	1
11 KANGAITA	288	270	294	6	KANGAITA	319	312	316	-3	MUNGANIA	294	290	292	-2	GISOVU		296	296	
12 KARONGI		280	290		GITUGI	318	310	312	-6	NSHLI KIVU	285	288	290	5	GACHARAGE	292	290	294	2
13 KIMUNYE	282	284	289	7	MUNGANIA	318	310	312	-6	MUNUNGA	294	288	290	-4	NDIMA	294	291	292	-2
14 GACHARAGE	291	280	288	-3	NDIMA	314	310	312	-2	NDIMA	290	286	288	-2	NGERE	288	286	292	4
15 MATA	287	280	286	-1	GACHARAGE	310	307	310	0	RUKURIRI	300	288	288	-12	MAKOMBOKI	290	284	291	1
16 GATARE	280	280	280	0	NGERE	312	307	309	-3	KAMBAA	286	285	287	1	KARONGI		290	290	
17 RUKURIRI	280	270	278	-2	GITHONGO	309	304	308	-1	GITUGI	294	286	286	-8	NSHLI KIVU		290	290	
18 GITHONGO	295	265	277	-18	KAMBAA	306	305	308	2	MAKOMBOKI	286	282	286	0	RAGATI	285	288	290	5
19 GISOVU	260	276	276	16	KIEGOI	308	304	308	0	NGERE	286	285	286	0	NYANKOBA	274	270	289	15
20 SHAGASHA	242	238	266	24	MAKOMBOKI	312	306	308	-4	NJUNU	296	286	286	-10	IKUMBI	292	285	288	-4
21 MUNUNGA	266	250	260	-6	IKUMBI	308	305	307	-1	IKUMBI	288	284	285	-3	KAMBAA	296	287	288	-8
22 GISAKURA	241	257	257	16	KINORO	308	303	306	-2	KAGWE	282	282	285	3	KINORO	284	282	288	4
23 NGERE	247	245	256	9	CHINGA	309	303	305	-4	MATA	275	277	284	9	NJUNU	293	287	288	-5
24 IRIAINI	250	240	255	5	GATUNGURU	306	302	305	-1	RAGATI	284	280	284	0	THUMAITA	284	280	288	4
25 GATUNGURU	249	251	254	5	GISOVU	299	304	304	5	GATUNGURU	280	282	284	4	CHINGA	282	278	286	4
26 THUMAITA	256	245	254	-2	OLENG	289	290	304	15	KIEGOI	286	278	284	-2	GITUGI	294	286	286	-8
27 KAGWE	248	240	253	5	GITHAMBO	308	301	304	-4	KINORO	284	280	284	0	NDUTI	284	282	286	2
28 OLENG	249	237	252	3	KAGWE	308	302	304	-4	NDUTI	278	280	284	6	THETA	289	280	286	-3
29 KAMBAA	254	250	252	-2	KIONYO	308	302	304	-4	GITHAMBO	280	280	282	2	GATARE		285	285	
30 KAMARYA	248	240	250	2	THETA	308	302	304	-4	NDARUGU	282	276	282	0	MATA	282	285	285	3
31 KIONYO	248	242	250	2	THUMAITA	304	300	304	0	OLENG	282	275	281	-1	GATUNGURU	289	284	284	-5
32 NDIMA	252	238	250	-2	NSHLI KIVU	298	300	302	4	NYANKOBA	272	272	281	9	IRIAINI	286	279	284	-2
33 CHEMOMI	248	248	248	0	NDUTI	308	300	302	-6	CHINGA	280	275	280	0	KANYENYA	281	273	284	3
34 IKUMBI	249	242	248	-1	NDARUGU	302	296	301	-1	GITHONGO	286	278	280	-6	KIONYO	286	280	284	-2
35 KIEGOI	248	246	246	-2	RAGATI	305	300	300	-5	IRIAINI	282	280	280	-2	KIRU	292	279	284	-8
36 MAKOMBOKI	308	246	246	-62	IRIAINI	302	295	300	-2	KIRU	284	280	280	-4	NDARUGU	288	280	284	-4
37 TEZA	242	240	246	4	WERU	300	298	300	0	THETA	280	280	280	0	TEZA	279	284	284	5
38 KIRU	246	244	245	-1	MICHI	300	293	298	-2	THUMAITA	280	280	280	0	KAGWE	286	282	283	-3
39 MATAARA	240	235	245	5	MOMUL	298	295	298	0	WERU	280	278	280	0	GITHONGO	284	280	282	-2
40 KINORO	252	240	244	-8	MATAARA	301	295	298	-3	GATARE	280	279	279	-1	KIEGOI	284	282	282	-2
41 NYANKOBA	242	236	244	2	NYANKOBA	296	291	298	2	GISAKURA	273	276	279	6	MOMUL	282	277	280	-2
42 RUKERI	240	244	244	4	GACHEGE	296	292	297	1	KANYENYA	276	268	279	3	GITHAMBO	282	280	280	-2
43 RAGATI	244	240	242	-2	IGEMBE	298	295	297	-1	KIONYO	286	278	278	-8	GISAKURA	279	279	279	0
44 GITHAMBO	242	242	242	0	KIRU	303	297	297	-6	MATAARA	278	275	278	0	OLENG	277	274	279	2
45 CHINGA	246	238	240	-6	GATARE	296	295	296	0	MICHI	274	274	276	2	MULINDI	272	274	278	6
46 GIANCHORE	230	226	240	10	KANYENYA	298	295	295	-3	MOMUL	276	270	276	0	MATAARA	277	278	278	1
47 KANYENYA	244	240	240	-4	KARONGI		288	294		IGEMBE	280	276	276	-4	WERU	278	274	278	0
48 NDARUGU	246	240	240	-6	MATA	292	290	294	2	ITUMBE	260	266	276	16	IGEMBE		276	276	
49 THETA	271	240	240	-31	SHAGASHA	292	288	294	2	GACHEGE	272	272	275	3	SIONGO	274	272	274	0
50 WERU	240	240	240	0	GIANCHORE	288	290	294	6	SHAGASHA	266	270	274	8	MOGOGO	270	273	273	3
51 MOMUL	240	234	238	-2	SIONGO	290	287	292	2	ROROK	264	270	274	10	KAPKATET	270	270	272	2
52 MULINDI	232	235	238	6	MULINDI	280	282	290	10	TEZA	271	272	274	3	MICHI	270	271	271	1
53 NDUTI	242	236	238	-4	SANGANYI	292	286	290	-2	GIANCHORE	268	268	272	4	KARIRANA	264	264	270	6
54 IGEMBE	240	235	235	-5	GISAKURA	296	289	289	-7	MUDETE	268	272	272	4	TIRGAGA	276	270	270	-6
55 MABAYI	240	230	234	-6	PFUNDA	284	288	288	4	SIONGO	270	270	272	2	BOITO	255	270	270	15
56 MWAMU	232	227	234	2	TIRGAGA	288	282	288	0	KARONGI		270	270		MOKAMA	270	264	270	0
57 OGEMBO	228	226	232	4	MWAMU	282	280	286	4	MOGOGO	268	266	270	2	SANGANYI	268	266	269	1
58 KEBIRIGO	228	228	230	2	OGEMBO	286	280	286	0	TIRGAGA	269	265	270	1	PFUNDA	268	268	268	0
59 SANGANYI	234	230	230	-4	MOGOGO	277	280	282	5	BOITO	266	266	270	4	SIRET	252	268	268	16
60 SIONGO	224	228	230	6	KAPKATET	279	280	282	3	IJENDA	266	266	270	4	KEBIRIGO	263	268	268	5

61	MICHI	238	227	228	-10	MOTIGO	276	276	282	6	KAMARYA	268	270	270	2	KAPKO	268	263	266	-2
62	BOITO	215	228	228	13	MUDETE	276	278	280	4	KAPKATET	269	266	270	1	REYNA	252	260	266	14
63	TIRGAGA	218	220	226	8	TEZA	276	275	280	4	KAPSET	266	265	270	4	CHEMOMI	267	266	266	-1
64	GACHEGE	219	222	226	7	KEBIRIGO	277	278	278	1	LITEIN	268	268	270	2	KAMARYA	272	266	266	-6
65	KEPCHOMO	225	226	226	1	NYAMACHE	272	276	278	6	MWAMU	265	267	270	5	KEPCHOMO	262	265	266	4
66	SOKOT	230	223	225	-5	TOMBE	274	275	278	4	TOROR	266	267	270	4	KIBWARI	264	266	266	2
67	MOGOGO	218	215	224	6	BOITO	274	275	277	3	KAPKO	270	267	269	-1	OGEMBO	266	266		
68	IJENDA	220	224	224	4	KAPKO	270	270	276	6	KOBEL	268	262	268	0	SOKOT	272	264	266	-6
69	RWEGURA	217	224	224	7	CHEBUT	274	270	276	2	MULINDI	265	260	268	3	TAITO	250	266	266	16
70	TOROR	214	220	224	10	ITUMBE	270	274	276	6	CHEBUT	267	266	268	1	SHAGASHA	272	265	265	-7
71	KAPKO	218	221	222	4	KAPSARA	268	271	276	8	CHEMOMI	268	266	268	0	MUDETE	260	263	265	5
72	CHELAL	220	220	222	2	MOKAMA	272	274	276	4	KAPSARA	267	262	268	1	NYAMACHE	262	263	265	3
73	ITUMBE	220	220	222	2	CHELAL	270	270	274	4	KAPTUMO	268	267	268	0	TOROR	261	261	265	4
74	KAPKATET	220	220	222	2	CHEMOMI	272	272	274	2	MABAYI	261	268	268	7	MWAMU	264	264		
75	KAPSET	214	220	221	7	KAMARYA	270	270	274	4	MOKAMA	264	265	268	4	TEGAT	260	262	262	2
76	LITEIN	218	220	221	3	MABAYI	276	272	274	-2	MOTIGO	268	267	268	0	KAPSET	264	261	261	-3
77	EBEREGE	223	220	220	-3	ROROK	267	270	274	7	OGEMBO	267	267	268	1	TOMBE	262	258	261	-1
78	KAPSARA	216	216	220	4	TEGAT	270	270	274	4	SANGANYI	269	268	268	-1	MARAMBA	250	258	260	10
79	MOKAMA	210	219	220	10	TORA	269	260	274	5	TEGAT	264	264	268	4	CHEBUT	260	255	260	0
80	MOTIGO	219	220	220	1	IJENDA	272	268	273	1	TOMBE	266	268	268	2	CHELAL	260	260		
81	MUDETE	218	220	220	2	KAPTUMO	272	272	272	0	NYAMACHE	268	265	267	-1	ITUMBE	260	260		
82	NYAMACHE	214	220	220	6	KIBWARI	268	272	272	4	RWEGURA	269	265	267	-2	LITEIN	260	258	260	0
83	ROROK	212	215	220	8	KIP KOIMET	266	272	272	6	KARIRANA	265	262	266	1	KAPCHORUA	261	259	259	-2
84	TEGAT	210	215	220	10	LITEIN	270	270	272	2	KEBIRIGO	265	266	266	1	KOBEL	260	255	256	-4
85	TOMBE	214	219	220	6	TOROR	272	270	272	0	KIP KOIMET	268	264	266	-2	TORA	256	256		
86	KOBEL	210	215	217	7	RWEGURA	271	269	271	0	EBEREGE	265	265	265	0	DL TEAS	250	252	252	2
87	SIRET	204	210	216	12	EBEREGE	272	270	270	-2	PFUNDA	260	264	264	4	SITOI	241	250	250	9
88	CHEBUT	200	216	216	16	KAPSET	270	270	270	0	SIRET	252	258	264	12	KAIMOSI	250	250	250	0
89	KAPTUMO	216	216	216	0	KEPCHOMO	267	270	270	3	SOKOT	264	262	264	0	TINDERET	250	249	250	0
90	TORA	218	210	215	-3	SOKOT	266	270	270	4	CHELAL	262	262	262	0	MANARET	247	247		
91	REYNA	210	202	210	0	KOBEL	268	265	269	1	KEPCHOMO	256	260	262	6	MBOGO TEA	248	245	245	-3
92	DL TEAS	210	202	208	-2	CHEBANGO	265	262	267	2	KIBWARI	260	262	262	2	TOIYOI	242	242	242	0
93	TINET	171	200	206	35	MANARET	264	265	266	2	REYNA	260	260	260	0	METTARORA	241	240	241	0
94	CHEBANGO	196	195	206	10	KARIRANA	266	260	264	-2	KAPCHORUA	257	260	260	3	KIPCHABO	241	241		
95	KIPCHABO	192	190	206	14	RUKERI	256	262	264	8	TAITO	254	256	256	2	KERITOR	240	240		
96	KARIRANA	212	205	205	-7	KIPCHABO	260	257	263	3	CHEBANGO	257	252	255	-2	KIPKEBE	238	238	238	0
97	MARAMBA	196	185	204	8	SIRET	260	260	260	0	MANARET	254	250	254	0	ARROKET	240	236	236	-4
98	NGORONGO	192	191	201	9	CYOHOHA	260	260	260	0	MARAMBA	252	250	254	2	SETYON	236	234	236	0
99	MBOGO TEA	180	200	200	20	DL TEAS	256	256	260	4	DL TEAS	256	254	254	-2	TILYA	222	234	234	12
100	NDARAWETTA	200	200			TAITO	248	250	260	12	NDARAWETTA	254	254	254	0	CHEBOSWA	224	232		
101	EMROK	200	190	190	-10	MASINGI	260	250	259	-1	KAIMOSI	256	252	252	-4	KIMUGU	230	230		
102	KIPTAGICH	165	180	190	25	NDARAWETTA	255	214	256	1	TINDERET	258	252	252	-6	SAPTET	234	230	230	-4
103	MABROUKIE	185	185			MARAMBA	252	248	254	2	KIPCHABO	247	245	251	4	CUPATEA	222	228	228	6
104	ELGON TEA	182	180	180	-2	MBOGO TEA	258	250	254	-4	SITOI	241	240	250	9	TAGABI	220	228		
105	SIOMO	186	180	180	-6	KAPCHORUA	248	250	254	6	TORA	257	250	250	-7	KELUNET	224	218	226	2
106	CHIMCHIM	168	168			SETYON	249	247	253	4	BONDET	247	249	249	2	MUGOMA	226	226		
107	KAYONZA	170	164	166	-4	SITOI	245	245	251	6	NGORONGO	256	246	248	-8	KIPSINENDE	222	226	226	4
108	TOIYOI	162	162			REYNA	250	248	250	0	MBOGO TEA	244	245	247	3	ELGON TEA	230	225	225	-5
109	KIPSINENDE	158	154	160	2	NGORONGO	251	246	246	-5	KEBEN	246	246	246	0	BUHWEJU	218	222	224	6
110	KIPKEBE	154	159	159	5	TINDERET	248	245	245	-3	EMROK	240	244	244	4	KERICHO	220	224		
111	CUPATEA	158	158			EMROK	246	240	244	-2	KIPKEBE	240	238	244	4	KIPTAGICH	222	222	224	2
112	NGOINA	151	158			KEBEN	248	242	242	-6	CYOHOHA	242	244			KOIWA	222	224		
113	TAGABI	158	158			ELGON TEA	240	240	240	0	KERITOR	240	244	244	4	KORUMA	224	224		
114	KABIANGA	158	158			GISOZI	240	240			TILYA	234	236	244	10	TINET	222	222	224	2
115	LELAGOIN	149	140	152	3	KAPSONGOI	240	240			MABROUKIE	240	240			KABIANGA	216	224	224	8
116	KAPSONGOI	150	150			TILYA	236	234	240	4	SISIBA	236	237	240	4	CHIMCHIM	220	222		
117	ITONA	149	144	148	-1	ARROKET	245	238	239	-6	TOIYOI	242	240	240	-2	KAISUGU	220	222		
118	KOIWA	147	147			CUPATEA	229	232	238	9	SETYON	240	236	239	-1	KIBENA	222	222	222	0
119	KERITOR	146	146			METTARORA	238	238	238	0	SIOMO	244	236	239	-5	IGARA	222	222		
120	IGARA	148	142	144	-4	KERITOR	240	238	238	-2	ARROKET	240	236	238	-2	ITONA	220	222	222	2

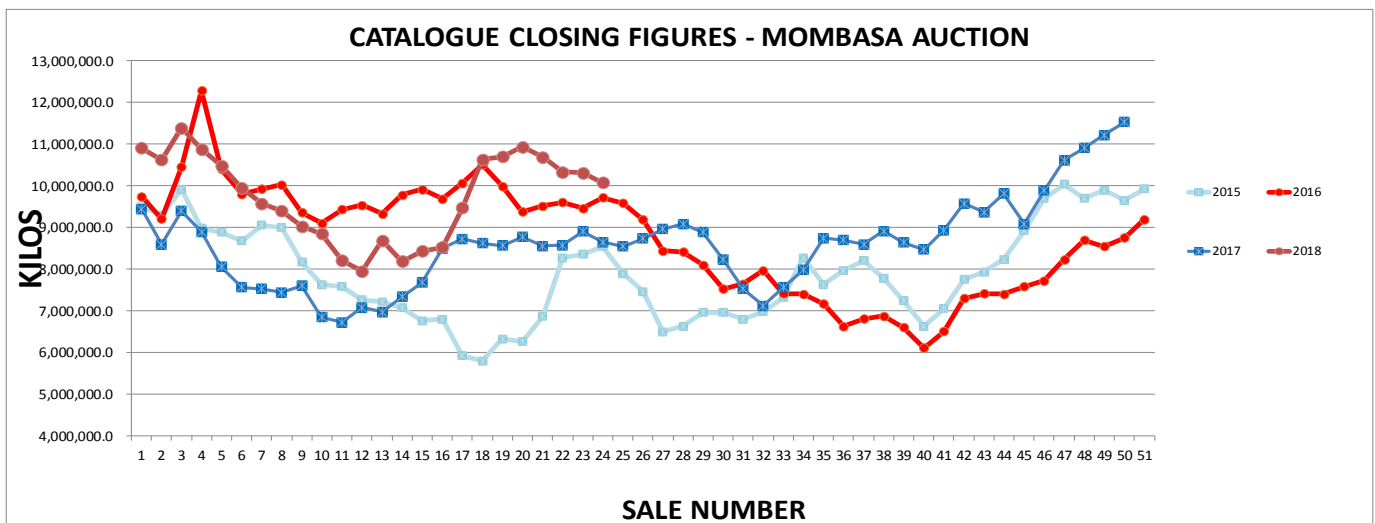
121 KIKO	144	144		KIPSINENDE	237	238	238	1	KIPTENDEN	230	238	238	8	MOGENI	218	220	221	3	
122 KIBENA	139	140	142	3	TOIYOI	236	234	238	2	METTARORA	237	234	236	-1	JAMJI	220	220		
123 BUGAMBE	140	138	138	-2	SIOMO	240	235	237	-3	CHEMAMUL	238	234	236	-2	MUZIZI	216	220	220	4
124 SWAZI	142	138	138	-4	NGOINA	210	236		TILUET	238	230	236	-2	KYAMUHUNGA	214	216	216	2	
125 ARC MOUNTAIN	137	137			KABIANGA	228	232	236	8	KIPSINENDE	226	234		SWAZI	216	213	215	-1	
126 BUHWEJU	135	137			KAYONZA	236	236	236	0	MATUTA	238	234	234	-4	BUGAMBE	208	210	214	6
127 KIJURA	130	132	136	6	TILUET	236	230	236	0	CUPATEA	222	230	230	8	KIKO	202	202	208	6
128 MUGOMA	144	135	135	-9	KIPKEBE	235	235		SAPTET	236	229	230	-6	ANKOLE	206	188	206	0	
129 GLOBAL VILLAGE TE	135	135			KIPTENDEN	235	235		KIPTAGICH	230	228	228	-2	BUZIRASAGAMA	200	206	206	6	
130 KIGEZI HIGHLAND	134	134			SISIBA	233	235	235	2	TINET	231	227	228	-3	KAKONDE	202	200	206	4
131 DINDIRA	132	132			CHIMCHIM	230	230	234	4	KABIANGA	220	222	228	8	KAHUNA	196	134	200	4
132 ANKOLE	134	130	130	-4	KIPTAGICH	230	228	234	4	ELGON TEA	230	210	227	-3	TORO	188	189	197	9
133 MWENGE	134	130	130	-4	LELAGOIN	229	228	234	5	MOGENI	222	217	227	5	NAMAYIBA	202	194	194	-8
134 NYAMBYA	132	128	130	-2	MUGOMA	228	232	232	4	LELAGOIN	230	224	226	-4	DINDIRA	184	190	192	8
135 TORO	128	122	130	2	TINET	246	232	232	-14	KAYONZA	232	222	226	-6	MWENGE	138	192		
136 RUSEKERE	125	129	129	4	KELUNET	230	229	231	1	CHIMCHIM	222	220	224	2	KIAMARA	188	191	191	3
137 KASAKU	128	126	128	0	RWAKA	230	230		KELUNET	220	224	224	4	MITYANA	188	180	188	0	
138 MUNOBWA	128	128			SAKAWA	225	230	230	5	KIBENA	222	222	224	2	KIJURA	150	165	165	15
139 BUZIRASAGAMA	132	127	127	-5	TAGABI	213	230		SAKAWA	209	220	224	15	KASAKU	146	146			
140 CHIVANJEE	125	125	127	2	MATUTA	236	230	230	-6	KERICHO	222	222		KIGUMBA	144	140	140	-4	
141 SALAMA	125	127	127	2	MOGENI	220	230		MUGOMA	220	220	222	2	ARC MOUNTAIN					
142 BWINDI	124	126	126	2	KIBENA	220	220	228	8	ITONA	222	218	222	0	BONDET				
143 KIGUMBA	125	125			ITONA	220	216	218	-2	MUFINDI	226	222	222	-4	EMROK				
144 MITYANA	125	125			MUFINDI	210	210	218	8	IGARA	220	220	220	0	KARAMBI				
145 MABALE	125	123	123	-2	BUHWEJU	226	215	217	-9	KIGEZI HIGHLAN	222	210	220	-2	KIPTENDEN				
146 ARROKET					KOIVA	190	200	216	26	NYARINDA	217	215	219	2	LELAGOIN				
147 BONDET					MAGURA	214	200	216	2	KAISUGU	224	218	218	-6	MABROUKIE				
148 CHEBOSWA					KIGEZI HIGHLAN	205	200	210	5	GLOBAL VILLAC	214	210	218	4	MONTE BRANCO				
149 JAMJI					GLOBAL VILLAGE	202	202	202	0	MAGURA	214	202	218	4	NGOINA				
150 K AISUGU					BUGAMBE	202	190	201	-1	BWINDI	214	214	216	2	NGORONGO				
151 KARAMBI					BWINDI	206	192	200	-6	BUGAMBE	206	201	214	8	RUSEKERE				
152 KELUNET					NYAMBYA	200	200		BUHWEJU	213	214	214	1	RUTSIRO					
153 KERICHO					KYAMUHUNGA	204	192	196	-8	KOIVA	190	210		RWAKA					
154 KIMUGU					SWAZI	202	195	195	-7	KYAMUHUNGA	218	150	208	-10	SAKAWA				
155 KIPTENDEN					ARC MOUNTAIN	194	194		KAKONDE	200	190	202	2	BULWA					
156 KORUMA					ANKOLE	190	182	194	4	KIKO	166	180	202	36	BWINDI				
157 MANARET					KIKO	187	194	194	7	MUZIZI	200	200	202	2	CHEBANGO				
158 METTARORA					KAHUNA	190	190		ARC MOUNTAIN	199	199			CHEMAMUL					
159 MONTE BRANCO					MWENGE	168	190		SWAZI	207	198	198	-9	CHIVANJEE					
160 NAMAYIBA					KAKONDE	180	150	186	6	DINDIRA	172	185	193	21	CYOHOKA				
161 PFUNDA					DINDIRA	183	184		ANKOLE	188	150	186	-2	EBEREGE					
162 RWAKA					RUSEKERE	170	184	184	14	KAHUNA	174	182	182	8	GACHEGE				
163 SAKAWA					KIJURA	182	179	180	-2	BUZIRASAGAM	190	180	180	-10	GIANCHORE				
164 SAPTET					NAMAYIBA	203	165	170	-33	RUSEKERE	168	166	170	2	GISOZI				
165 SETYON					MUNOBWA	180	170	170	-10	KIAMARA	150	155	169	19	GLOBAL VILLAGE TEA				
166 SITOI					KIAMARA	164	159	167	3	TORO	184	137	168	-16	HIMA				
167 BULWA					KARAMBI	170	145	162	-8	KIJURA	166	160	160	-6	IJENDA				
168 CHEMAMUL					CHIVANJEE	158	160		MITYANA	160	160	160	0	KAPSARA					
169 CYOHOKA					MITYANA	148	145	145	-3	MUNOBWA	154	145	149	-5	KAPSONGOI				
170 GATHUTHI					MABALE	144	138	140	-4	MPANGA	145	145		KAPTUMO					
171 GISOZI					SALAMA	140	140		KASAKU	150	140	142	-8	KAYONZA					
172 HIMA					KASAKU	130	137	138	8	KIGUMBA	140	140	140	0	KEBEN				
173 KAHUNA					MWERA	135	135		MABALE	174	136	136	-38	KIGEZI HIGHLAND					
174 KAIMOSI					TORO	135	135		LUWALA	162	130	130	-32	KINIHIRA					
175 KAKONDE					BONDET				MWERA	130	130			KIP KOIMET					

SECONDARY GRADES

Mark	BP/2			Mark	PF/2			Mark	DUST/2			Mark	FNGS/1/2			Mark	BMF		
	Prev	Low	Hia		Prev	Low	Hia		Prev	Low	Hia		Prev	Low	Hia		Prev	Low	Hia
1 KITABI	265	256	261	NSHILI KIVU	272	272	272	RUBAYA	289	290	290	NYABIHU		302	302	PFUNDA	138	142	144
2 GATARE		260	260	MULINDI	264	262	265	MATA	275	220	279	MATA	219	246	246	GISOVU	132	139	139
3 RUBAYA	260	257	260	GISAKURA	259	264	264	NYABIHU	230	245	279	KARONGI		222	230	ITONA	128	120	130
4 NYABIHU	256	256	257	MATA	255	252	254	KITABI	252	265	265	KITABI		230	230	KIPCHABO	130	122	130
5 NSHILI KIVU		242	242	KINIHIRA	240	232	232	MULINDI	258	192	255	KINORO	218	220	220	MUFINDI	124	118	130
6 MATA	245	228	233	PFUNDA	226	231	231	RUKERI	254	254	254	MATAARA	200	198	220	MUZIZI	126	118	130
7 GISOVU	195	212	212	KAYONZA	216	218	219	SIRET		253	253	MOTIGO	220	220	220	SHAGASHA		125	125
8 GISAKURA	202	206	206	MBOGO TEA	208	205	211	OLENG		244	244	TEZA	212	216	220	HIMA	125	115	125
9 PFUNDA		198	198	SIOMO		210	210	GISOVU	228	233	236	OLENG	219	208	218	MANARET	124	120	124
10 SHAGASHA	188	192	192	MARAMBA		200	200	KAMBAA		236	236	GACHARAGE		218	218	ANKOLE	124	116	124
11 CHEBANGO	180	175	178	MABROUKIE	180	190	190	OGEMBO		230	230	GATUNGURU		218	218	BUHWEJU	126	116	122
12 REYNA		150	150	KERITOR	168	176	176	TIRGAGA		226	226	MUNGANIA	220	218	218	KIBENA		120	120
13 KARIRANA		130	145	KYAMUHUNGA	188	170	170	GATARE	248	225	225	NDUTI		218	218	KYAMUHUNGA	126	120	120
14 MUGOMA		145	145	ELGON TEA	177	165	165	MICHI	217	222	222	GATARE	214	215	215	SWAZI	118	120	120
15 EMROK		144	144	BUHWEJU		160	160	SWAZI		215	215	SETYON	174	177	210	TAITO	126	120	120
16 JAMJI	143	140	140	CHIMCHIM		160	160	IKUMBI		214	214	KATHANGARIRI	219	210	210	BUGAMBE	121	115	119
17 TILYA		140	140	IGARA	164	160	160	KIONYO		210	210	NGERE	218	210	210	MONTE BRANCO		115	119
18 KORUMA	140	138	138	GLOBAL VILLAGE	162	158	158	NGERE		210	210	THUMAITA	218	208	208	MARAMBA	124	118	118
19 MBOGO TEA		135	137	RUSEKERE	168	152	152	TEZA	207	210	210	MBOGO TEA	176	203	204	DL TEAS	120	112	118
20 KOWA	145	136	136	MAGURA	154	152	156	KAYONZA	202	206	206	GISAKURA		200	200	LUWALA	124	110	118
21 NGORONGO	137	132	132	DINDIRA	147	150	155	NDIMA	200	205	205	MICHI	192	190	200	MWENGE	124	114	118
22 CHIMCHIM	134	130	130	MUGOMA		155	155	MANARET	200	200	204	PFUNDA	228	200	200	KABIANGA	118	117	117
23 HIMA	130	129	129	MUZIZI		155	155	GISAKURA		198	203	CHEBANGO		200	200	MBOGO TEA	119	110	116
24 DINDIRA		126	126	TILYA	160	153	153	IMENTI		203	203	CHEMOMI		200	200	NAMAYIBA	130	116	116
25 KIJURA	128	125	125	KIJURA	156	150	152	MWAMU		194	194	IMENTI		200	200	CHEBANGO		116	116
26 MABALE	128	125	125	MONTE BRANCO		150	150	TORA	188	194	194	KAMBAA	190	200	200	KIKO	118	116	116
27 ANKOLE		124	124	KAKONDE		150	150	PFUNDA	190	192	192	KIMUNYE	220	200	200	ELGON TEA	115	110	114
28 MWERA	128	122	124	HIMA	139	144	148	KIPTAGICH	184	180	190	MAKOMBOKI	190	200	200	JAMJI	121	112	114
29 CHIVANJEE	129	122	122	MUNOBWA	146	140	148	KABIANGA	192	180	190	WERU	191	200	200	IGARA		114	114
30 ARC MOUNTAIN				BUZIRASAGAMA	150	146	146	KIPCHABO		190	190	MOMUL	212	198	198	KIPSINENDE		113	113
31 ARROKET				KIGUMBA	150	146	146	SHAGASHA	256	186	186	RAGATI	188	198	198	MAGURA		112	112
32 BUGAMBE				MABALE	142	146	146	BUZIRASAGAMA	184	180	186	NDARUGU		198	198	TORO	118	110	112
33 BUHWEJU				ANKOLE	150	144	145	SETYON	180	129	184	TORA	192	190	198	SOKOT	126	111	111
34 CHINGA				TORO	140	144	144	GATUNGURU	184	178	184	KANGAITA	218	195	195	CHIMCHIM	120	110	110
35 ELGON TEA				NYAMBYA	164	142	142	KYAMUHUNGA	156	184	184	RWEGURA	190	195	195	KOIBA	115	110	110
36 KAISUGU				NAMAYIBA	160	138	140	BOITO		182	182	GATHUTHI	220	194	194	KWAMKORO	117	110	110
37 KAPKO				CHIVANJEE	142	140	140	KAISUGU	186	141	179	KAYONZA	188	189	194	MITYANA	122	110	110
38 KARONGI				MITYANA		140	140	NYAMBYA	180	168	178	NDIMA		194	194	NYAMBYA	118	110	110
39 KERICOHO				LUWALA	142	136	136	MUNOBWA	154	170	176	GITHAMBO	188	190	190	SETYON	125	109	109
40 KIBENA				ARC MOUNTAIN				SAKAWA	166	132	173	GITHONGO	218	190	190	MABALE	115	105	109
41 KIPTAGICH				ARROKET				CHINGA		170	170	IRIANI		190	190	RUSEKERE	118	103	105
42 KOBEL				BUGAMBE				MWENGE	160	152	170	KAGWE	218	190	190	SAKAWA	115	105	105
43 MABROUKIE				CHINGA				MAGURA	142	132	164	KIONYO	190	190	190	BULWA	120	105	105
44 MANARET				EMROK				CHEBANGO		162	162	MUNUNGA	212	190	190	CHIVANJEE	122	105	105
45 MARAMBA				GATARE				KANYENYA		160	160	RUKURIRI	220	188	188	MWERA	117	102	104
46 METTARORA				GISOVU				KAPSARA		160	160	GACHEGE		180	180	DINDIRA		103	103
47 MICHI				JAMJI				MOTIGO	160	155	160	KIPTAGICH	179	177	178	ARC MOUNTAIN			
48 MOMUL				KAISUGU				HIMA	148	154	154	LITEIN	178	170	178	ARROKET			
49 MONTE BRANCO				KAPKO				KIJURA	164	154	154	GISOZI		170	177	CHINGA			
50 MULINDI				KARIRANA				REYNA	134	152	152	KAPKO	180	176	176	EMROK			
51 NAMAYIBA				KARONGI				NYAMACHE	153	152	152	IJENDA	183	176	176	GATARE			
52 OLENG				KERICHO				KAPKATET	170	150	150	MWAMU	180	176	176	GISAKURA			
53 RAGATI				KIBENA				MOGENI	174	150	150	CHEBUT	176	175	175	KAISUGU			
54 RUSEKERE				KIPTAGICH				MUGOMA	149	148	148	KAPSARA	174	175	175	KAPKO			
55 SAKAWA				KITABI				TILUET		145	145	KAPTUMO	178	174	175	KARIRANA			
56 SETYON				KOBEL				EMROK		144	144	KEBIRIGO	180	175	175	KARONGI			
57 SIRET				KOIBA				IGARA	148	144	144	MUDETE	174	170	175	KERICHO			
58 TAGABI				KORUMA				MARAMBA	140	139	143	SIONGO	178	175	175	KIPTAGICH			
59 TIRGAGA				MANARET				CHIMCHIM	131	134	142	KOBEL	178	172	174	KITABI			
60 BOITO				METTARORA				KARIRANA		142	142	KAPSET	178	174	174	KOBEL			
61 BULWA				MICHI				KOIBA	140	142	142	NYANKOBA	178	174	174	KORUMA			
62 BUZIRASAGAMA				MOMUL				NGORONGO	133	138	142	TOROR	176	174	174	MABROUKIE			
63 CHEBUT				NGORONGO				ANKOLE	140	140	142	KIPCHABO	174	165	171	MATA			
64 CHEMOMI				OLENG				KEBEN	135	142	142	TIRGAGA	178	170	170	METTARORA			
65 CYOHOHA				RAGATI				KIPSINENDE	134	136	142	BOITO	180	170	170	MICHI			
66 DL TEAS				REYNA				BUGAMBE	148	140	140	GIANCHORE		170	170	MOMUL			
67 GACHARAGE				RUBAYA				MPANGA	132	140	140	KAPKATET	180	170	170	MUGOMA			
68 GACHEGE				SAKAWA				DL TEAS		132	136	NYAMACHE	178	170	170	MULINDI			
69 GATHUTHI				SETYON				KIGUMBA	138	130	136	OGEMBO	176	170	170	NGORONGO			
70 GATUNGURU				SHAGASHA				DINDIRA		135	135	TOMBE	176	170	170	NSHILI KIVU			
71 GIANCHORE				SIRET				METTARORA	138	132	134	KIBENA		155	157	OLENG			
72 GISOZI				TAGABI				ARROKET	130	129	132	MUGOMA		154	156	RAGATI			
73 GITHAMBO				TIRGAGA				KIBENA		132	132	KIPSINENDE	155	150	156	REYNA			
74 GITHONGO				BOITO				MBOGO TEA	132	130	130	MAGURA	160	142	156	RUBAYA			
75 GLOBAL VILLAGE TEA				BULWA				SIOMO	134	130	130	ELGON TEA	150	149	153	SIRET			
76 IGARA				CHEBANGO				TORO	126	130	130	ITONA	178	150	152	TAGABI			
77 IJENDA				CHEBUT				MONTE BRANCO		120	128	METTARORA	148	134	148	TIRGAGA			
78 IKUMBI				CHEMOMI				CYOHOHA		128	128	BUHWEJU	151	140	146	BOITO			
79 IMENTI				CYOHOHA				MWERA	120	118	120	DINDIRA		138	146	BUZIRASAGAMA			
80 IRIANI				DL TEAS				ARC MOUNTAIN				KERICHO	144	143	143	CHEBUT			
81 ITONA				GACHARAGE				BUHWEJU				ARROKET	148	130	142	CHEMOMI			
82 KABIANGA				GACHEGE				ELGON TEA				KIKO	142	136	142	CYOHOHA			
83 KAGWE				GATHUTHI				JAMJI				MWENGE	140	140	142	GACHARAGE			
84 KAKONDE				GATUNGURU				KAPKO				JAMJI		140	141	GACHEGE			
85 KAMBAA				GIANCHORE				KARONGI				ARC MOUNTAIN		140	140				

CATALOGUE CLOSING FIGURES – 2017 Vs 2018

Sale No.	2015		2016		2017		2018		Differencial 2018 Vs. 2017	
	Pkgs	Kilos	Pkgs	Kilos	Pkgs	Kilos	Pkgs	Kilos	Pkgs	Kilos
1	147,165	9,493,191.5	148,451	9,735,654.5	145,178	9,437,045.5	170,026	10,902,243.0	24,848	1,465,197.5
2	143,751	9,289,282.5	139,820	9,199,450.0	140,125	8,593,123.5	165,456	10,623,001.0	25,331	2,029,877.5
3	154,710	9,906,594.5	159,276	10,449,664.5	144,994	9,386,541.5	179,439	11,385,435.0	34,445	1,998,893.5
4	139,364	8,971,223.5	188,659	12,275,549.0	138,097	8,890,671.5	168,997	10,873,246.0	30,900	1,982,574.5
5	138,215	8,882,666.0	159,398	10,393,542.0	124,938	8,054,484.0	162,594	10,480,140.0	37,656	2,425,656.0
6	139,078	8,676,309.0	150,152	9,801,201.0	117,320	7,562,742.7	153,970	9,941,178.0	36,650	2,378,435.3
7	141,725	9,054,005.0	153,397	9,915,132.0	116,361	7,518,587.5	148,003	9,566,966.0	31,642	2,048,378.5
8	140,360	8,991,608.0	154,458	10,019,049.5	115,356	7,439,711.0	144,742	9,391,252.0	29,386	1,951,541.0
9	126,137	8,162,828.5	143,119	9,357,930.0	117,140	7,597,207.0	139,959	9,020,760.0	22,819	1,423,553.0
10	118,447	7,624,848.5	139,747	9,097,239.0	105,840	6,845,830.5	137,540	8,841,378.0	31,700	1,995,547.5
11	116,156	7,582,902.0	144,515	9,424,673.5	103,585	6,720,482.5	126,153	8,199,578.0	22,568	1,479,095.5
12	111,457	7,253,148.5	145,973	9,530,611.0	108,818	7,078,896.5	122,280	7,950,062.0	13,462	871,165.5
13	111,260	7,213,322.0	142,210	9,321,487.0	106,738	6,966,532.5	133,419	8,686,279.0	26,681	1,719,746.5
14	108,238	7,068,589.0	150,415	9,774,359.5	111,839	7,331,690.5	126,598	8,187,381.0	14,759	855,690.5
15	103,540	6,756,161.5	151,648	9,914,957.5	117,718	7,672,851.0	129,007	8,426,139.0	11,289	753,288.0
16	103,558	6,793,729.5	147,839	9,679,159.0	130,737	8,495,693.0	130,302	8,519,375.0	- 435	23,682.0
17	91,359	5,913,640.0	153,600	10,060,731.0	133,590	8,719,546.0	144,877	9,463,195.0	11,287	743,649.0
18	88,870	5,793,234.0	151,268	10,502,473.0	132,188	8,612,581.5	161,933	10,628,353.0	29,745	2,015,771.5
19	97,877	6,325,414.5	152,683	9,983,086.0	131,831	8,558,320.5	163,252	10,697,993.0	31,421	2,139,672.5
20	95,917	6,255,617.5	142,133	9,369,893.0	134,729	8,763,410.0	167,272	10,932,188.0	32,543	2,168,778.0
21	105,301	6,860,389.0	144,104	9,509,564.0	131,634	8,550,796.0	163,267	10,680,522.0	31,633	2,129,726.0
22	126,760	8,271,169.5	146,216	9,600,156.0	131,700	8,572,204.0	158,259	10,326,586.0	26,559	1,754,382.0
23	128,075	8,350,540.0	143,286	9,455,061.0	137,700	8,897,500.0	158,710	10,310,596.0	21,010	1,413,096.0
24	132,269	8,542,152.5	148,330	9,714,505.0	132,606	8,644,644.0	156,160	10,069,790.0	23,554	1,425,146.0
25	122,540	7,885,358.5	146,750	9,575,912.5	130,856	8,539,642.0			- 130,856	- 8,539,642.0
26	115,820	7,454,433.5	140,955	9,185,569.0	134,420	8,734,861.0			- 134,420	- 8,734,861.0
27	103,079	6,497,391.0	128,199	8,441,443.0	137,592	8,961,409.0			- 137,592	- 8,961,409.0
28	104,121	6,623,266.0	129,427	8,405,546.0	139,587	9,082,566.0			- 139,587	- 9,082,566.0
29	108,008	6,955,793.5	124,024	8,100,347.0	136,100	8,885,641.0			- 136,100	- 8,885,641.0
30	108,691	6,959,013.0	116,127	7,517,405.5	127,020	8,224,195.0			- 127,020	- 8,224,195.0
31	105,873	6,799,496.0	118,392	7,648,417.0	116,082	7,525,278.0			- 116,082	- 7,525,278.0
32	108,114	6,969,936.0	121,941	7,968,002.0	109,583	7,112,977.0			- 109,583	- 7,112,977.0
33	112,658	7,309,670.0	114,684	7,411,426.0	117,196	7,560,646.0			- 117,196	- 7,560,646.0
34	127,634	8,264,301.0	115,065	7,401,593.0	124,100	7,974,797.0			- 124,100	- 7,974,797.0
35	117,496	7,627,780.0	111,398	7,162,051.0	134,339	8,736,776.0			- 134,339	- 8,736,776.0
36	122,536	7,966,281.0	103,211	6,620,776.0	133,343	8,692,718.0			- 133,343	- 8,692,718.0
37	126,530	8,203,020.0	105,363	6,801,861.0	131,860	8,589,806.0			- 131,860	- 8,589,806.0
38	119,001	7,777,556.0	105,991	6,874,694.0	136,152	8,913,732.0			- 136,152	- 8,913,732.0
39	111,481	7,239,521.5	102,399	6,593,834.0	132,480	8,632,611.0			- 132,480	- 8,632,611.0
40	101,483	6,622,758.0	93,697	6,101,035.0	129,850	8,468,285.0			- 129,850	- 8,468,285.0
41	107,818	7,049,132.0	100,438	6,506,134.0	137,560	8,931,039.0			- 137,560	- 8,931,039.0
42	118,170	7,748,847.5	113,860	7,296,708.0	147,380	9,566,121.5			- 147,380	- 9,566,121.5
43	120,677	7,928,530.5	113,933	7,409,459.5	143,755	9,362,940.0			- 143,755	- 9,362,940.0
44	125,671	8,229,490.0	113,258	7,400,472.0	150,080	9,803,157.5			- 150,080	- 9,803,157.5
45	135,680	8,917,671.0	115,579	7,575,449.0	138,321	9,075,225.0			- 138,321	- 9,075,225.0
46	147,214	9,690,340.5	118,525	7,716,618.5	151,239	9,885,740.0			- 151,239	- 9,885,740.0
47	154,592	10,029,678.0	126,695	8,229,984.0	162,135	10,607,228.0			- 162,135	- 10,607,228.0
48	148,029	9,688,808.0	133,650	8,694,053.5	167,935	10,903,011.0			- 167,935	- 10,903,011.0
49	150,710	9,887,393.0	132,838	8,544,808.0	172,760	11,213,580.0			- 172,760	- 11,213,580.0
50	146,819	9,649,589.0	136,984	8,747,685.0	178,260	11,522,884.0			- 178,260	- 11,522,884.0
51	151,404	9,922,846.0	141,000	9,192,163.0						
Total	6,231,438	403,930,467.0	6,825,080	445,208,574.5	6,630,747	430,417,958.7	3,612,215	234,103,636.0	-3,018,532	-196,314,322.7



(Please note figures inclusive of reprints)

WEATHER REPORT

KENYA

The heavy rainfall experienced earlier in the month subsided during the past one week with some sunny conditions experienced. Some areas had cold mornings and evening with some warm intervals during the day. Overall crop was depressed as a result of the previous heavy rainfall while some areas in the West of Rift have not fully recovered from recent hail damage. Some instances of landslides were reported in the East of Rift where some tea bushes were dislodged. Should more sunny days be experienced we expect improvement in crop coming weeks.

UGANDA

Western Uganda received 23mm average rainfall during last week. Fort Portal area received 34mm of rainfall and experienced 31⁰C maximum and 22⁰C minimum temperatures. Hoima received 23mm of rainfall. Kibale received 5mm of rainfall and experienced 27⁰C maximum and 20⁰C minimum temperatures while Bushenyi received 30mm of rainfall and experienced 12⁰C minimum and 25⁰C maximum temperatures.

Crop level remained within previous week's levels.

COMBROK LIMITED