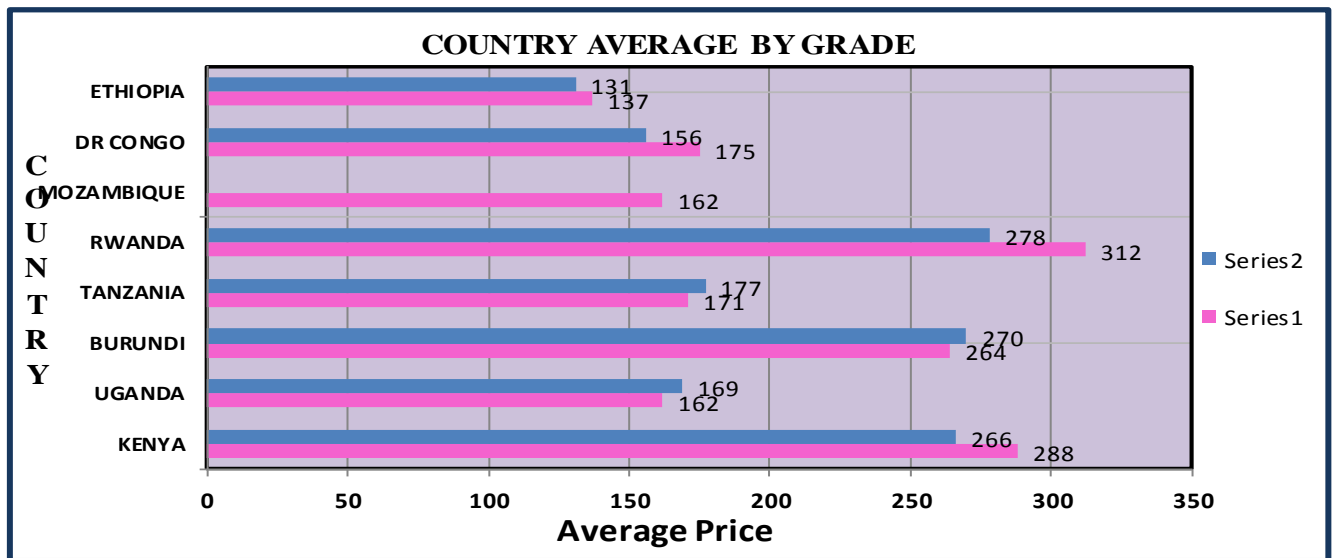


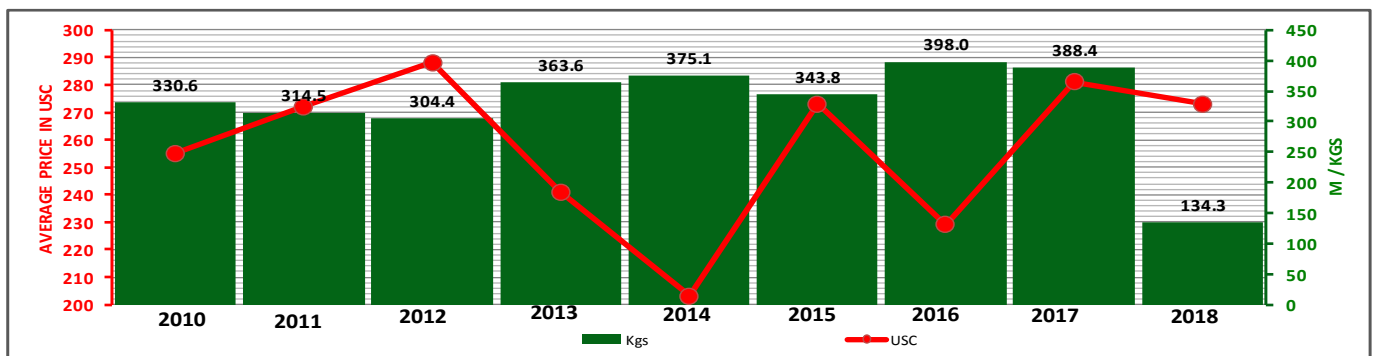
Mombasa Auction: Country Average Prices in US Cents Sale 16 (2017 vs. 2018)

COUNTRY	AV 2017	AV 2018	BP1	PF1	PD	D1	BP	PF	D	FNGS	BMF
KENYA	288	266	262	285	268	278	185	182	176	170	132
UGANDA	162	169	154	174	189	193	151	171	166	154	130
BURUNDI	264	270	238	283	271	283			191	198	
TANZANIA	171	177	153	194	214	214	147	143	132	159	129
RWANDA	312	278	284	293	281	296	241	246	208	237	176
MOZAMBIQUE	162										
DR CONGO	175	156	145		151	190			145		
ETHIOPIA	137	131							127	133	
ALL AUCTION AVERAGE	274	253	251	276	261	267	196	181	172	167	131






















Mombasa Auction - Auction Quantities & Average Prices 2010 - 2018

	Jan		Feb		Mar		Apr		May		Jun		Jul		Aug		Sep		Oct		Nov		Dec		Total			
	Kgs	USC	Kgs	USC	Kgs	USC	Kgs	USC	Kgs	USC	Kgs	USC	Kgs	USC	Kgs	USC	Kgs	USC	Kgs	USC	Kgs	USC	Kgs	USC	Kgs	USC		
2018	49.3	279	34.3	281	29.6	265	22.3	257																			134.3	273
2017	40.9	284	25.4	285	25.2	274	28.7	272	38.7	275	31.0	289	31.2	283	27.1	275	32.3	286	40.9	291	35.5	283	31.3	266			388.4	281
2016	37.0	256	36.6	237	40.7	223	35.3	204	44.4	212	34.2	227	29.2	231	21.7	218	23.8	222	24.6	223	36.3	250	23.6	252			398.0	229
2015	33.5	214	31.0	227	30.2	254	22.4	257	21.2	285	35.4	300	21.9	310	22.4	294	32.1	284	25.3	302	32.4	289	35.4	285			343.8	273
2014	25.1	256	30.6	224	36.6	208	21.8	207	35.7	196	44.9	191	28.1	205	24.6	203	33.2	190	28.1	192	33.6	191	32.8	189			375.1	203
2013	35.7	305	29.9	292	28.5	264	32.0	237	31.5	239	34.7	231	34.6	229	25.5	228	24.0	213	28.4	202	32.5	210	26.5	234			363.6	241
2012	36.1	264	27.2	265	23.9	274	22.8	279	17.8	281	24.1	289	26.8	299	22.6	309	21.9	304	31.8	297	27.9	304	21.4	307			304.4	288
2011	24.8	294	24.6	277	31.4	274	17.1	266	32.9	262	30.4	271	25.4	282	26.2	282	20.8	267	23.4	265	33.8	266	23.8	261			314.5	272
2010	27.9	284	29.1	295	33.5	280	24.6	261	41.6	235	33.7	222	27.2	216	25.1	250	17.9	249	18.3	250	30.5	254	21.0	270			330.6	255



April includes sold kilos and average price for sale 14, 15 and 16 only.

BUYERS' PURCHASES SALE 16 2018

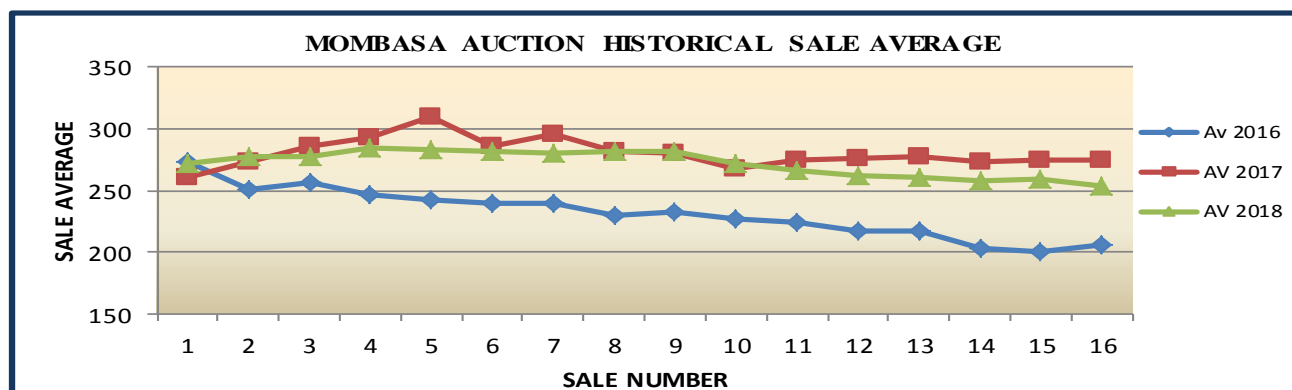
Buyer	% Sold	Totals	BP1	PF1	PD	DUST1	BP2	PF2	DUST2	FNGS	BMF
GLOBAL TEA & 	19.53	21,760	2,140	7,820	5,040	1,880	160	340	1,500	820	2,060
CARGILL KENYA 	16.03	17,860	1,460	7,840	8,080	320	0	140	0	20	0
L.A.B. 	7.48	8,330	760	1,780	3,970	1,800	20	0	0	0	0
CHAI TRADING 	7.07	7,877	260	4,357	1,640	1,120	20	60	40	360	20
MOMBASA COFFEE 	5.73	6,380	240	240	3,980	1,680	240	0	0	0	0
COFFTEA AGENCIES 	5.62	6,260	2,020	1,160	240	0	0	160	0	2,220	460
SSOE (KENYA) 	5.33	5,940	2,960	1,180	360	400	100	200	160	440	140
JAMES FINLAY 	5.06	5,640	1,160	1,440	2,180	380	20	0	220	240	0
DEVCHAND 	3.73	4,160	80	4,080	0	0	0	0	0	0	0
M.J. CLARKE LTD 	3.30	3,680	120	560	1,900	320	0	160	180	440	0
AFRIBRIDGE TRADE 	2.94	3,280	0	80	1,280	1,560	0	100	260	0	0
VAN REES KENYA 	1.85	2,060	640	620	580	0	120	0	0	100	0
RANFER TEAS K 	1.74	1,940	1,120	0	80	700	20	0	20	0	0
ALIBHAI RAMJI 	1.62	1,800	0	460	200	120	0	260	0	760	0
IMPERIAL TEAS 	1.45	1,620	660	400	200	240	0	0	120	0	0
SHAKAB 	1.38	1,540	0	1,320	40	0	100	60	0	20	0
INDO-AFRICAN TEA 	1.10	1,220	640	160	0	0	420	0	0	0	0
SARDIA 	1.10	1,220	160	160	0	0	0	40	20	680	160
MARA CHAI LIMITED 	0.99	1,101	460	360	0	160	0	0	0	121	0
ABBAS TRADERS	0.88	980	0	420	440	80	40	0	0	0	0
GOKALTRADING	0.86	960	440	300	0	0	0	160	40	20	0
SUMMER LINER	0.56	620	180	0	0	0	160	0	40	240	0
McLEOD RUSSEL	0.54	600	160	320	0	40	0	0	20	60	0
MAYMUN	0.50	560	200	40	0	0	40	80	60	40	100
AFRO TEAS LIMITED	0.43	480	0	0	0	0	0	0	40	80	360
AL-EMIR LTD	0.43	480	160	240	0	0	0	0	80	0	0
LULA TRADING	0.41	460	0	0	0	0	0	0	0	160	300
CHAMU SUPPLIES	0.34	380	320	0	0	0	40	20	0	0	0
STANSAND (A) LTD	0.32	360	0	180	80	0	0	40	0	60	0
AIMCO	0.29	320	0	0	0	0	0	0	0	0	320
APT COMMODITIES	0.27	300	0	0	0	160	0	0	140	0	0
CUP OF JOE LTD	0.22	240	0	0	0	0	0	220	0	20	0
AL-ITIHAD LIMITED	0.18	200	0	0	0	0	200	0	0	0	0
LINDOP & COMPANY	0.18	200	0	200	0	0	0	0	0	0	0
KIRINDO TRADERS	0.14	160	40	0	0	0	40	0	20	0	60
TROPICAL CROPS &	0.14	160	40	0	0	0	20	0	0	0	100
RIOTANA TRADING	0.09	100	60	0	0	0	20	0	0	20	0
BURALE CLEARING	0.05	60	0	0	0	0	0	0	0	0	60
LUTEX LIMITED	0.05	60	40	0	0	0	20	0	0	0	0
PWANI HAULIERS	0.05	60	0	0	0	0	0	0	60	0	0

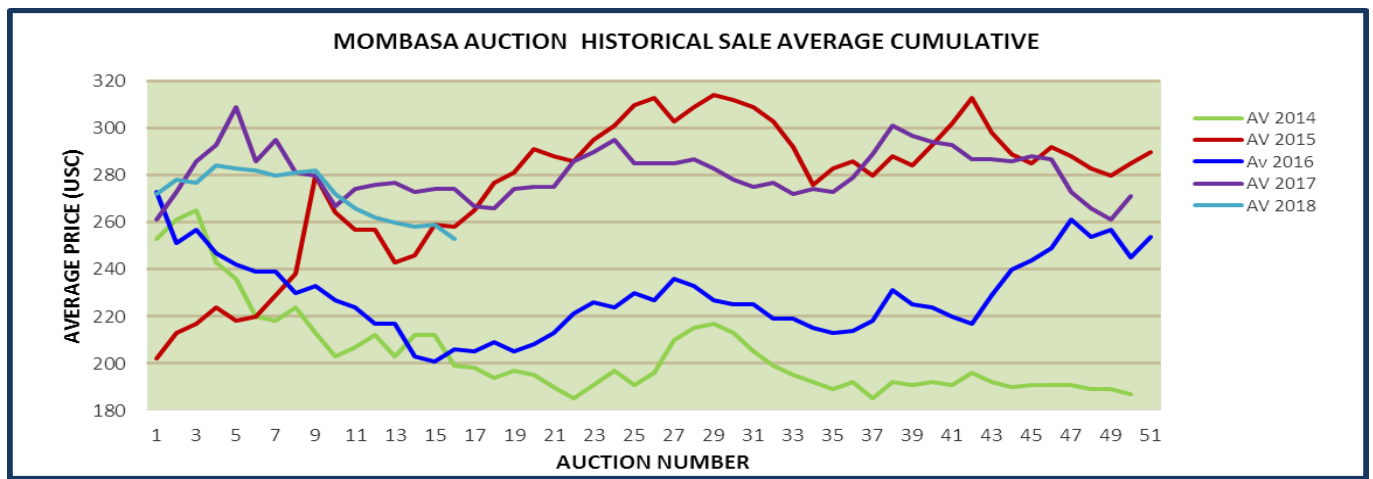
Kilos Sold By Country - Sale no. 16 & Cumulative to date (2017 vs 2018)

	Current Sale 16/2018		Same Sale Last Year 16/2017		Year To Date Sale 01-16/2018		Last Year To Date Sale 01-16/2017	Variance 2018 vs 2017
	Pkgs	Kilos	Pkgs	Kilos	Pkgs	Kilos	Kilos	Kilos
KENYA	83,651	5,680,859.00	93,960	6,229,324.00	1,555,529	103,955,750.30	88,562,187.50	15,393,563
UGANDA	13,660	759,193.00	12,175	698,729.00	295,282	16,504,919.00	13,828,031.00	2,676,888
BURUNDI	2,240	143,918.00	2,840	181,349.00	41,218	2,633,037.00	2,446,714.00	186,323
TANZANIA	4,440	246,745.00	1,500	85,844.00	74,483	4,000,852.00	1,104,855.00	2,895,997
RWANDA	6,497	439,180.00	5,420	367,607.00	98,065	6,660,260.00	6,105,455.00	554,805
MALAWI							24,120.00	(24,120)
MADAGASCAR							19,956.00	(19,956)
MOZAMBIQUE			500	28,238.00	4,772	217,082.00	106,774.00	110,308
DR CONGO	220	14,092.00	200	13,012.00	1,900	118,396.00	204,444.00	(86,048)
ETHIOPIA	700	26,413.00	866	39,830.00	5,400	246,626.00	143,207.00	103,419
TOTALS:	111,408	7,310,400.00	117,461.0	7,643,933.00	2,076,649	134,336,922.30	112,545,743.50	21,687,760

Mombasa Auction - Historical Averages Comparative 2016 - 2018

SALE NO.	Av 2016	AV 2017	AV 2018	2018 BP1	2018 PF1	2018 PD	2018 D1	2018 BP2	2018 PF2	2018 D2	2018 FNCS	2018 BMF
1	273	261	272	262	287	293	290	195	185	185	171	142
2	251	273	278	277	294	298	299	201	180	184	174	138
3	257	286	277	276	301	298	302	196	175	188	166	131
4	247	293	284	278	310	298	303	204	184	191	169	130
5	242	309	283	269	306	301	310	204	179	201	169	126
6	239	286	282	277	303	300	317	190	175	197	164	125
7	239	295	280	274	300	302	309	202	186	204	166	131
8	230	281	281	278	298	301	307	203	180	199	169	129
9	233	280	282	284	300	300	304	197	182	195	172	130
10	227	267	272	263	289	296	301	199	187	204	171	131
11	224	274	266	262	284	279	278	210	178	194	169	128
12	217	276	262	256	279	282	282	185	181	186	167	127
13	217	277	260	253	288	261	268	187	181	179	172	130
14	203	273	258	253	281	264	270	189	185	180	171	137
15	201	274	259	256	281	262	269	179	183	172	168	136
16	206	274	253	251	276	261	267	196	181	172	167	131
Average	232	280	273	267	293	288	293	197	181	190	169	131





**Actual Packages on offer for coming sale 17 of 23rd – 24th April, 2018
(By Grade / by Country)**

	BP1	PF1	PD	DUST1	BP2	PF2	DUST2	FNGS	BMF	Total
KENYA	25,080	36,820	29,300	11,300	860	700	2,620	3,797	2,020	112,497
UGANDA	1,800	2,360	3,540	1,600	440	880	340	1,720	2,420	15,100
RWANDA	2,040	2,760	1,160	480	680	280	400	400	40	8,240
TANZANIA	700	3,140	1,120	400	60	160	200	520	500	6,800
BURUNDI	1,000	1,120	320	160	0	0	40	100	0	2,740
DR CONGO	0	40	200	80	0	0	0	0	0	320
Total	30,620	46,240	35,640	14,020	2,040	2,020	3,600	6,537	4,980	145,697

**Upcoming Auction Offerings by Country
Sale no. 17 and 18/ 2018**

COUNTRY	Sale 16/ 2018 (Actual packages)		Sale 17/ 2018		VARIANCE Kgs
	Pkgs	Kgs	Pkgs	Kgs	
KENYA	112,497.00	7,422,270.00	120,870.00	8,177,943.00	755,673.00
UGANDA	15,100.00	891,427.00	21,833.00	1,250,490.00	359,063.00
RWANDA	8,240.00	555,060.00	8,540.00	593,220.00	38,160.00
BURUNDI	2,740.00	171,762.00	3,451.00	213,271.00	41,509.00
TANZANIA	6,800.00	400,868.00	6,320.00	354,820.00	(46,048.00)
D R CONGO	320.00	21,808.00			
MOZAMBIQUE			919.00	48,313.00	48,313.00
ETHIOPIA					-
TOTALS:	145,697.00	9,463,195.00	161,933	10,638,057.00	1,196,670.00

MAIN GRADE COMPARATIVE RANKINGS – SALE 16 2018

Mark	BP1				Mark	PF1				Mark	PD				Mark	DUST1			
	Pre	Lo	High	De		Prev	Low	Hig	Dev		Pre	Low	Hig	De		Prev	Lo	Hig	Dev
1 RUBAYA	390	390	390	0	NYABIHU	361	340	360	-1	KITABI	365	365		NYABIHU	383	383			
2 KITABI		375	375		KITABI	364	348	350	-14	RUBAYA	350	350		RUBAYA	360	360			
3 NYABIHU	398	315	350	-48	KATHANGARIRI	362	334	350	-12	NYABIHU	350	350		KATHANGARIRI	342	313	337	-5	
4 MUNGANIA	334	334	334	0	RUKURIRI	358	340	344	-14	KATHANGARIRI	340	340		GATHUTHI	345	330	330	-15	
5 RUKURIRI	341	309	332	-9	MUNUNGA	358	340	342	-16	GACHARAGE	321	314	330	9	KIMUNYE	337	323	327	-10
6 KATHANGARIRI	350	324	324	-26	GATHUTHI	350	340	340	-10	GATHUTHI	320	315	315	-5	IMENTI	325	314	318	-7
7 THUMAITA	346	315	320	-26	KIMUNYE	346	336	338	-8	IMENTI	334	310	314	-20	KANGAITA	325	310	316	-9
8 GACHARAGE	356	310	318	-38	IMENTI	339	328	336	-3	KIMUNYE	320	312	314	-6	MUNUNGA	322	308	310	-12
9 IMENTI	337	304	318	-19	MUNGANIA	334	326	328	-6	RUKURIRI	320	310	312	-8	RUKURIRI	316	310	310	-6
10 GITHONGO	348	305	317	-31	NDIMA	338	322	328	-10	MUNUNGA	314	305	311	-3	MOMUL	304	280	308	4
11 GITUGI	336	314	316	-20	NJUNU	338	325	327	-11	KANGAITA	312	305	306	-6	MUNGANIA	310	304	308	-2
12 NJUNU	316	300	316	0	GITUGI	334	323	326	-8	MUNGANIA	312	305	305	-7	NJUNU	304	300	304	0
13 MUNUNGA	315	311	315	0	KANGAITA	333	320	325	-8	GITUGI	316	302	304	-12	SANGANYI	300	288	302	2
14 KIMUNYE	318	300	313	-5	NGERE	324	318	324	0	NGERE	310	300	304	-6	GACHARAGE	312	300	300	-12
15 GITHAMBO	312	280	312	0	GACHARAGE	329	318	322	-7	NJUNU	308	300	304	-4	GITHONGO	328	290	300	-28
16 KIEGOI	310	300	310	0	KAMBAA	328	318	322	-6	IKUMBI	311	300	302	-9	GITUGI	314	300	300	-14
17 MAKOMBOKI	346	300	309	-37	KIEGOI	326	316	320	-6	KAGWE	308	296	302	-6	KINORO	315	289	300	-15
18 WERU	334	292	308	-26	RUBAYA	324	308	318	-6	KIRU	307	300	302	-5	KIRU	300	300	300	0
19 NSHILI KIVU	304	296	306	2	GITHONGO	322	312	318	-4	CHINGA	310	298	300	-10	NDIMA	305	296	300	-5
20 MUGANZA-KIVU	306	306			IKUMBI	324	310	318	-6	MICHI	300	300	300	0	NGERE	308	300	300	-8
21 MICHI	302	285	304	2	MAKOMBOKI	326	314	318	-8	GITHAMBO	302	296	300	-2	THUMAITA	310	300	300	-10
22 THETA	320	300	304	-16	THUMAITA	324	312	318	-6	GITHONGO	314	298	300	-14	CHINGA	304	280	296	-8
23 NDIMA		295	303		RAGATI	324	313	316	-8	IRIANI	304	298	300	-4	KAGWE	310	294	296	-14
24 KAGWE	306	274	302	-4	GITHAMBO	318	314	316	-2	KIEGOI	310	298	300	-10	KANYENYA	304	294	296	-8
25 IKUMBI	301	270	301	0	KAGWE	321	314	316	-5	KINORO	316	298	300	-16	MAKOMBOKI	306	294	296	-10
26 CHINGA	311	276	300	-11	THETA	322	314	316	-6	KIONYO	308	296	300	-8	NDARUGU	306	296	296	-10
27 GATUNGURU	315	270	300	-15	CHINGA	326	312	315	-11	MAKOMBOKI	315	298	300	-15	WERU	305	288	296	-9
28 KANGAITA	300	295	300	0	KINORO	322	310	315	-7	MATAARA	302	296	300	-2	IKUMBI	300	290	295	-5
29 NDARUGU	300	294	300	0	KIONYO	327	314	315	-12	NDARUGU	306	300	300	-6	KAMBAA	300	294	294	-6
30 OLENG	306	285	298	-8	IRIANI	315	307	314	-1	NDIMA	312	300	300	-12	KIEGOI	300	280	294	-6
31 KINORO	300	274	297	-3	KIRU	316	308	314	-2	THETA	318	296	300	-18	MATAARA	302	294	294	-8
32 IRIANI		290	292		NDARUGU	319	310	314	-5	THUMAITA	307	300	300	-7	THETA	302	294	294	-8
33 GATARE		290	290		NDUTI	324	314	314	-10	WERU	308	300	300	-8	RAGATI	300	292	292	-8
34 KARONGI	305	290	290	-15	GACHEGE	315	309	313	-2	RAGATI	306	292	298	-8	TEZA	302	292	292	-10
35 MATA	306	285	290	-16	GATUNGURU	322	309	313	-9	IGEMBE	306	298	298	-8	GATUNGURU	300	290	290	-10
36 RAGATI	286	270	290	4	MATAARA	317	308	310	-7	MUGANZA-KIVU	294	298			IGEMBE	304	290	290	-14
37 IGEMBE	305	290	290	-15	KANYENYA	317	308	309	-8	NDUTI	307	290	298	-9	KIONYO	300	285	290	-10
38 KAMBAA	308	290	290	-18	WERU	315	305	309	-6	OLENG	300	285	296	-4	NDUTI	306	290	290	-16
39 KIONYO	306	280	290	-16	IGEMBE	312	306	308	-4	GATUNGURU	306	292	296	-10	OLENG	298	288	288	-10
40 KIRU	300	272	290	-10	MOMUL	302	300	306	4	KAMBAA	307	292	296	-11	GACHEGE		288	288	
41 MATAARA	300	280	290	-10	NYANKOBA	306	295	306	0	KANYENYA	308	296	296	-12	BOITO		286	286	
42 GISOVU	290	289	289	-1	MICHI	308	298	304	-4	MOMUL	300	287	292	-8	KIP KOIMET	276	286	286	10
43 KANYENYA	296	265	288	-8	GIANCHORE	300	292	304	4	GACHEGE	300	292	292	-8	NYANKOBA	298	286	286	-12
44 NGERE	304	272	288	-16	SANGANYI	296	296	300	4	SHAGASHA	290	260	290	0	SIONGO	290	286	286	-4
45 CHEMOMI	308	262	280	-28	MABAYI		298	298		SANGANYI	291	286	290	-1	KAPKO	288	277	284	-4
46 GACHEGE	280	280	280	0	RWEGURA	298	295	298	0	SIONGO	288	278	288	0	MATA	285	280	280	-5
47 KAPSET		276	278		TEZA	307	295	297	-10	NSHILI KIVU	292	286	287	-5	SIRET		266	280	
48 TEZA	272	277	277	5	MUGANZA-KIVU		294	296		NYANKOBA	292	276	286	-6	MOGOGO	277	270	277	0
49 MOMUL	272	268	274	2	GISOVU	308	293	295	-13	TEZA	288	286	286	-2	MULINDI	270	277	277	7
50 GIANCHORE	280	268	272	-8	SIONGO	300	290	292	-8	MATA	280	278	282	2	GIANCHORE		277	277	
51 NDUTI	284	269	269	-15	NSHILI KIVU	304	286	290	-14	BOITO	278	265	278	0	GISAKURA	277	268	276	-1
52 MULINDI		242	268		MATA	294	282	288	-6	GIANCHORE	286	268	276	-10	LITEIN	284	275	276	-8
53 NYANKOBA	279	258	264	-15	OLENG	296	286	288	-8	MABAYI	280	276	276	-4	MOKAMA	284	275	275	-9
54 SANGANYI	271	260	264	-7	TIRGAGA	281	276	282	1	KARIRANA	276	262	274	-2	MUDETE	275	274	275	0
55 KEBIRIGO	274	258	261	-13	OGEEMBO	282	276	282	0	KIP KOIMET	268	272	274	6	TEGAT	282	275	275	-7

56	SIONGO	274	255	261	-13	SHAGASHA	295	274	281	-14	TIRGAGA	278	264	272	-6	KIBWARI	265	274	274	9
57	GISAKURA	295	260	260	-35	GISAKURA	287	277	280	-7	CHEMOMI	274	270	272	-2	MOTIGO	286	267	274	-12
58	MOGOGO	260	250	260	0	MOKAMA	274	274	280	6	IJENDA	276	272	272	-4	TORA	273	273		
59	BOITO	260	260	260	0	MWAMU	300	270	280	-20	MUDETE	274	270	272	-2	CHEMOMI	270	272	272	2
60	CHEBUT	220	220	258	38	EBEREGE	274	274	278	4	GISAKURA	272	269	271	-1	TIRGAGA	270	270		
61	KAPKO	260	250	256	-4	KAPSET	270	270	278	8	MOGOGO	272	265	270	-2	KAIMOSI	268	270	270	2
62	SHAGASHA	275	230	255	-20	KEBIRIGO	282	274	278	-4	CHEBUT	272	260	270	-2	KAPSET	271	260	270	-1
63	OGEMBO	254	254			MOTIGO	281	278	278	-3	KIBWARI	268	270	270	2	KARIRANA	274	265	268	-6
64	TEGAT	260	250	254	-6	MOGOGO	280	274	277	-3	LITEIN	272	260	270	-2	KAPKATET	282	268	268	-14
65	EBEREGE	250	252			GATARE	277	267	276	-1	KAPKO	276	264	268	-8	KAPTUMO	268	252	268	0
66	KAPKATET	260	251	251	-9	BOITO	276	274	276	0	NGORONGO	266	252	268	2	EBEREGE	269	260	266	-3
67	KOBEL	260	210	250	-10	CHELAL	280	270	276	-4	EBEREGE	274	264	268	-6	TAITO	266	266	266	0
68	TIRGAGA	250	250			CHEMOMI	276	270	276	0	ITUMBE	274	264	268	-6	NYAMACHE	270	265	265	-5
69	CHELAL	264	250	250	-14	KIP KOIMET	268	270	276	8	KAMARYA	268	266	268	0	TOMBE	260	265	265	5
70	LITEIN	250	250			NYAMACHE	276	270	276	0	KAPKATET	276	262	268	-8	DL TEAS	269	256	264	-5
71	MOKAMA	250	250			TOROR	274	269	276	2	KAPSET	273	261	268	-5	CHEBUT	263	262	263	0
72	MOTIGO	240	250			MUDETE	282	275	275	-7	MOTIGO	280	264	268	-12	KEPCHOMO	262	262	262	0
73	NYAMACHE	260	250	250	-10	PFUNDA	260	258	274	14	OGEMBO	278	264	268	-10	ROROK	270	262	262	-8
74	ROROK	260	250	250	-10	KAPKATET	282	274	274	-8	ROROK	270	265	268	-2	SETYON	268	254	260	-8
75	TOMBE	272	250	250	-22	LITEIN	274	270	274	0	SIRET	268	262	266	-2	CHANGOI	260	260	260	0
76	NDARAWETTA	264	245	245	-19	CHEBUT	272	270	272	0	KAPTUMO	272	260	266	-6	NGORONGO	269	259	259	-10
77	TORA	268	230	244	-24	IJENDA	282	270	272	-10	RWEGURA	270	266	266	-4	MANARET	268	256	256	-12
78	PFUNDA	260	240	240	-20	TEGAT	272	270	272	0	TAITO	260	262	266	6	KAPCHORUA	256	256		
79	KIP KOIMET	240	240			ROROK	270	265	271	1	TOMBE	270	260	266	-4	TINDERET	264	250	254	-10
80	MABAYI	272	235	235	-37	KAPKO	272	270	270	-2	KOBEL	270	261	265	-5	REYNA	263	252	252	-11
81	KAMARYA	240	228	230	-10	KARIRANA	264	260	270	6	KAPSARA	270	260	265	-5	KOBEL	270	250	250	-20
82	RWEGURA	230	230			KOBEL	270	266	270	0	KEBIRIGO	278	265	265	-13	MBOGO TEA	256	249	250	-6
83	TAITO	217	219	226	9	ITUMBE	276	270	270	-6	MOKAMA	274	264	265	-9	PFUNDA	267	250	250	-17
84	KAPTUMO	225	220	225	0	KAPTUMO	270	266	270	0	MANARET	268	255	264	-4	ELGON TEA	254	247	247	-7
85	MASINGI	200	200	224	24	TOMBE	276	270	270	-6	MWAMU	283	264	264	-19	SITOI	247	247		
86	SIRET	225	220	220	-5	MANARET	269	264	268	-1	NYAMACHE	278	262	264	-14	METTARORA	256	242	244	-12
87	KEPCHOMO	218	215	215	-3	MULINDI	285	263	268	-17	TEGAT	272	260	264	-8	TINET	264	243	244	-20
88	DL TEAS	180	190	214	34	CHEBANGO	270	266	268	-2	TOROR	276	262	264	-12	LELAGOIN	231	226	234	3
89	KAYONZA	206	195	214	8	KAMARYA	270	265	268	-2	CHELAL	276	260	262	-14	KIPKEBE	237	232	232	-5
90	CHEBANGO	214	210	210	-4	KAPSARA	268	264	268	0	PFUNDA	259	256	260	1	KIPTENDEN	229	230	230	1
91	KAIMOSI	220	204	210	-10	TORA	266	260	268	2	CHEBANGO	264	260	260	-4	ITONA	228	230	230	2
92	KEBEN	210	210	210	0	KIBWARI	270	266	266	-4	KAIMOSI	264	260	260	-4	KAISUGU	229	229		
93	KIPCHABO	206	200	206	0	SETYON	260	258	262	2	KAPCHORUA	262	260	260	-2	TAGABI	224	228		
94	REYNA	215	205	205	-10	NGORONGO	248	245	260	12	KEPCHOMO	266	258	260	-6	LIVINGSTONIA	227	227		
95	SETYON	205	202	205	0	KEPCHOMO	260	258	260	0	MASINGI	264	256	260	-4	BUHWEJU	222	216	226	4
96	TINET	202	185	202	0	KIPCHABO	259	255	259	0	TOIYOI	264	260	260	-4	KERICHO	226	226		
97	MBOGO TEA	200	200			REYNA	257	256	258	1	MULINDI	270	250	258	-12	IGARA	234	226	226	-8
98	KAPSARA	200	200	200	0	NDARAWETTA	264	256	258	-6	EMROK	266	256	256	-10	CUPATEA	225	225		
99	SIOMO	200	200	200	0	SIRET	268	255	257	-11	REYNA	261	256	256	-5	CHIMCHIM	232	210	224	-8
100	EMROK	199	199			TAITO	252	252	254		DL TEAS	264	250	256	-8	SWAZI	222	213	224	2
101	SITOI	195	195			KAPCHORUA	252	246	252	0	SETYON	260	250	254	-6	KOIWA	223	223		
102	CHEBOSWA	189	169	187	-2	SIOMO	245	244	252	7	CHANGOI	258	252	254	-4	NYAMBYA	215	215		
103	CHIMCHIM	160	158	167	7	KAIMOSI	250	250	250	0	KEBEN	262	250	254	-8	IKANGA	208	212		
104	KERICHO	169	162	162	-7	MASINGI	205	250	250	45	SIOMO	262	250	252	-10	KIPSINENDE	226	207	211	-15
105	KOIWA	166	160	162	-4	DL TEAS	246	240	248	2	TINDERET	264	250	250	-14	CHEBOSWA	210	210		
106	TILYA	160	160	160	0	ELGON TEA	251	246	246	-5	TINET	262	240	248	-14	KIMUGU	210	210		
107	KIBENA	157	150	158	1	MBOGO TEA	244	244	246	2	SITOI	260	247	247	-13	KELUNET	218	208	208	-10
108	ITONA	155	154	158	3	CHANGOI	244	242	246	2	KIPCHABO	246	244	246	0	ANKOLE	182	170	208	26
109	IKANGA	150	156			KAYONZA	238	238	246	8	KAYONZA	250	237	244	-6	GLOBAL VILLAGE	211	195	208	-3
110	ANKOLE	154	150	154	0	RUKERI	258	243	243	-15	ARROKET	248	242	242	-6	MUZIZI	198	208		
111	MUGOMA	163	153	153	-10	KERITOR	240	240	240	0	MBOGO TEA	250	242	242	-8	MUGOMA	213	205	205	-8
112	MUNOBWA	152	152			TOIYOI	246	240	240	-6	ELGON TEA	254	240	240	-14	JAMJI	200	200		
113	NYARINDA	160	152	152	-8	ARROKET	240	225	238	-2	KIPTAGICH	240	240	240	0	KAKONDE	196	196	200	4
114	BUHWEJU	154	150	150	-4	TINDERET	234	234			KERITOR	232	240	240	8	NYARINDA	224	200	200	-24
115	KIPTENDEN	150	150			CYOHOKA	250	230	230	-20	METTARORA	250	236	238	-12	MUNOBWA	182	192	192	10
116	GLOBAL VILLAG	152	150	150	-2	METTARORA	242	229	229	-13	CHEMAMUL	238	236	238	0	MBAYO	190	190		
117	KIJURA	154	150	150	-4	KIPKEBE	219	225	225	6	TILYA	240	230	232	-8	BUZIRASAGAMA	185	190	190	5

118	LIVINGSTONIA	150	150		NYAMBYA	202	225	225	23	KIPKEBE	235	226	228	-7	CHIVANJEE	208	190	190	-18	
119	MWENGE	154	150	150	-4	TILYA	210	220	222	12	LELAGOIN	211	210	228	17	KIJURA	181	188	190	9
120	SWAZI	150	150		ITONA	210	208	220	10	ITONA	224	226	226	2	BUGAMBE	189	189			
121	TORO	154	148	150	-4	TILUET	220	220		MAGURA	220	194	226	6	TORO	196	185	185	-11	
122	KIAMARA	149	149		SAKAWA	200	219	219	19	LIVINGSTONIA	219	225			MABALE	160	180	182	22	
123	MITYANA	152	149	149	-3	IGARA	200	190	212	12	KIBENA	232	224	224	-8	KASAKU	154	172	180	26
124	BUZIRASAGAMA	152	148	148	-4	KIPSINENDE	208	200	212	4	KIGEZI HIGHLAND	220	224		KIAMARA	158	158	158	0	
125	RUSEKERE	152	145	147	-5	MUFINDI	198	196	210	12	MUFINDI	222	224	224	2	MWERA	150	150		
126	CHIVANJEE	155	147	147	-8	KABIANGA	190	180	204	14	CHIMCHIM	231	201	222	-9	ARC MOUNTAIN				
127	MABALE	150	146	146	-4	JAMJI	200	200		IGARA	228	222	222	-6	ARROKET					
128	MBAYO	145	145		KIBENA	232	195	200	-32	KAISUGU	232	220	220	-12	EMROK					
129	ARC MOUNTAIN				MUGOMA	195	200	200	5	BWIINDI	224	220	220	-4	GATARE					
130	ARROKET				CHEBOSWA	198	198			MATUTA	220	220			GISOVU					
131	BUGAMBE				KYAMUHUNGA	176	180	196	20	TILUET	250	220	220	-30	GUMARO					
132	CUPATEA				KIGEZI HIGHLAND	195	195			CUPATEA	226	215	215	-11	KAPTIEN					
133	ELGON TEA				BWIINDI	174	162	194	20	SAKAWA	215	215	215	0	KARONGI					
134	GUMARO				CHIMCHIM	209	188	190	-19	NYAMBYA	210	215			KIBENA					
135	JAMJI				BUHWEJU	210	187	187	-23	BUHWEJU	220	205	210	-10	KIPTAGICH					
136	KAISUGU				KAPTIEN	170	170	180	10	CHEBOSWA	226	190	209	-17	KITABI					
137	KAPTIEN				IKANGA	180	180			SWAZI	216	209	209	-7	KORUMA					
138	KARIRANA				LIVINGSTONIA	180	180			NYARINDA	224	200	208	-16	MABROUKIE					
139	KELUNET				MUZIZI	164	165	178	14	KIPSINENDE	222	207	207	-15	MARVERA					
140	KIMUGU				MAGURA	166	170	174	8	MOGENI	222	200	204	-18	MICHI					
141	KIPKEBE				GLOBAL VILLAGE	162	160	172	10	GLOBAL VILLAGE	210	195	201	-9	NSHILI KIVU					
142	KIPTAGICH				MAHENYE	158	166	168	10	IKANGA	198	200			RUSEKERE					
143	KORUMA				KIJURA	158	164	166	8	KABIANGA	234	200	200	-34	RUTSIRO					
144	LELAGOIN				SWAZI	160	165	165	5	MUZIZI	194	190	200	6	SAKAWA					
145	MABROUKIE				ANKOLE	170	156	162	-8	ARC MOUNTAIN	215	199	199	-16	SHAGASHA					
146	MANARET				BUZIRASAGAMA	170	162	162	-8	KAKONDE	190	188	196	6	BWIINDI					
147	MARVERA				MUNOBWA	150	160			BUZIRASAGAMA	180	174	194	14	CHEBANGO					
148	METTARORA				RUSEKERE	159	159			MUNOBWA	182	194	194	12	CHELAL					
149	NGORONGO				LUWALA	160	156	158	-2	KIJURA	174	186			CHEMAMUL					
150	RUTSIRO				MWENGE	162	158	158	-4	MAHENYE	190	184	184	-6	CYOHOKA					
151	SAKAWA				CHIVANJEE	160	155	157	-3	ANKOLE	180	160	178	-2	GITHAMBO					
152	TAGABI				KAKONDE	162	157	157	-5	RUSEKERE	158	159	177	19	HIMA					
153	BWIINDI				TORO	150	150			KASAKU	155	170	175	20	IJENDA					
154	CHANGOI				KASAKU	164	147	149	-15	BUGAMBE	189	170	170	-19	IRIAINI					
155	CHEMAMUL				KIAMARA	162	149	149	-13	MABALE	170	170	170	0	ITUMBE					
156	CYOHOKA				MITYANA	158	149	149	-9	TORO	170	170			KABIANGA					
157	GATHUTHI				ARC MOUNTAIN					LUWALA	162	160	160	-2	KAMARYA					
158	HIMA				BUGAMBE					KIAMARA	164	149	158	-6	KAPSARA					
159	IGARA				CUPATEA					MWENGE	160	154	158	-2	KAYONZA					
160	IJENDA				EMROK					MBAYO	150	151			KEBEN					
161	ITUMBE				GUMARO					MITYANA	162	150	150	-12	KEBIRIGO					

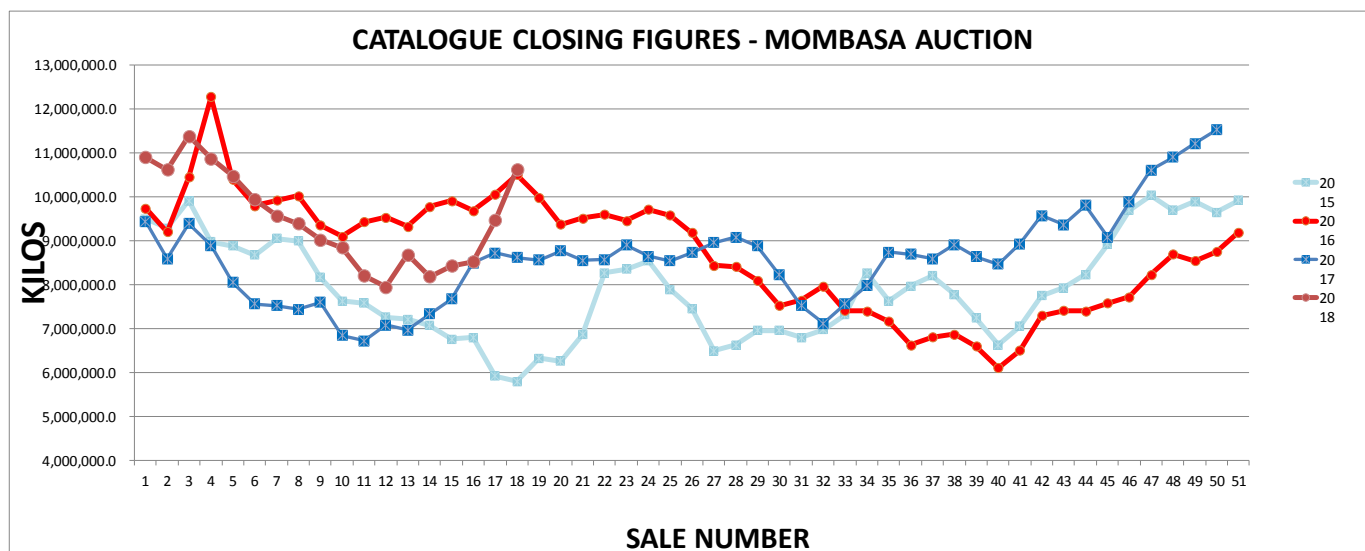
SECONDARY GRADES

Mark	BP/2			Mark	PF/2			Mark	DUST/2			Mark	FNCS/1/2			Mark	BMF			
	Prev	Low	Hig		Prev	Low	Hig		Prev	Low	Hig		Prev	Low	Hig		Pre	Low	Hig	
1	KITABI	255	274	MULINDI	260	270	270	RUBAYA	300	290	290	NYABIHU	358	358	MUGANZA-KIVU	200	200	200		
2	NYABIHU	278	270	MATA	268	260	260	NSHILI KIVU	277	277	277	KITABI	220	244	302	ELGON TEA	140	152	156	
3	RUBAYA	272	247	265	NSHILI KIVU	270	260	260	MATA	270	270	MATA	272	272	272	ITONA	156	156	156	
4	MUGANZA-KIVU	259	259	259	GISAKURA	240	230	230	KIONYO	242	242	RUBAYA	240	230	230	KIPTAGICH	148	140	148	
5	MATA	240	243	243	NDARAWETTA	220	220	220	GITHONGO	242	241	241	MUGANZA-KIVU	230	230	230	MUGOMA	138	146	146
6	NDARAWETTA	200	206	206	KAYONZA	210	203	205	GATARE	255	240	240	NSHILI KIVU	228	228	228	BUGAMBE	140	144	144
7	REYNA	180	185	205	PFUNDA	192	192	192	MULINDI	247	185	239	IMENTI	210	210	210	TEGAT	142	142	142
8	KARIRANA	200	204	204	SIOMO	184	190	190	RUKERI	235	235	KIMUNYE	209	209	209	GISAKURA	138	138	138	
9	GATARE	195	195	195	RUSEKERE	178	174	186	NGERE	230	230	230	MOMUL	191	206	206	ANKOLE	137	130	138
10	SHAGASHA	185	195	195	MBOGO TEA	196	184	184	KINORO	229	229	229	PFUNDA	202	206	206	HIMA	148	136	138
11	PFUNDA	190	194	194	ELGON TEA	180	176	178	KAYONZA	195	196	218	KIRU	206	206	206	KEPCHOMO	138	138	138
12	GISAKURA	203	192	193	KIJURA	177	168	178	MWAMU	214	214	GATARE	205	202	202	KYAMUHUNGA	136	136	138	
13	CHEBOSWA	184	174	192	BWIINDI	174	172	176	MICHI	206	202	212	MUNUNGA	202	202	202	LIVINGSTONIA	138	138	138
14	TAGABI	186	186	186	KERITOR	176	176	176	MOMUL	220	210	210	TEZA	215	202	202	MWENGE	139	128	138
15	KERICHO	176	170	184	MUGOMA	172	174	174	SWAZI	206	208	208	MULINDI	200	200	200	BUHWEJU	137	128	136

16	KOWA	178	184	KIGEZI HIGHLAND	174	174	GATHUTHI	205	205	CHEBANGO	216	200	200	CHEBOSWA	136	136	136
17	NGORONGO	176	184	KYAMUHUNGA	168	174	MANARET	200	204	MUNGANIA	199	199	199	SETYON	142	136	136
18	CHIMCHIM	182	182	SAKAWA	168	170	IMENTI	215	204	RWEGURA	198	198	198	IGARA		136	136
19	MBOGO TEA	180	182	GLOBAL VILLAGE	159	166	CUPATEA	208	200	GISAKURA	197	196	196	LUWALA	142	128	136
20	TILYA	180	180	NYAMBYA	168	164	GACHEGE	200	200	OLENG	193	188	195	MUZIZI		136	136
21	KEBEN	178	178	MAGURA	166	164	KABIANGA	205	196	TORA	204	195	195	GLOBAL VILLAGE	136	131	132
22	IGARA	162	162	MITYANA	164	164	KIPTAGICH	196	180	THETA	194	194	194	KIPSINENDE	136	132	132
23	RUSEKERE	152	152	BUHWEJU	152	158	KAMARYA	194	194	GATHUTHI	190	190	190	MBOGO TEA	136	131	131
24	ARC MOUNTAIN	152	150	KIAMARA	158	158	TOMBE	192	150	KAMARYA	180	190	190	SIRET		131	131
25	BUHWEJU	150	150	LUWALA	158	158	TEZA	193	191	KANGAITA	198	190	190	SITOI	135	131	131
26	CHIVANJEE	150	150	TILYA	158	158	GISAKURA	190	190	KINORO	190	188	190	CHEMOMI	146	131	131
27	GLOBAL VILLAGI	152	150	CHIVANJEE	152	152	KANGAITA	190	190	NGERE	191	190	190	SAKAWA	134	130	130
28	KJUURA	152	148	MUNOBWA	145	152	SETYON	198	140	KAPSET	181	174	185	DL TEAS	136	130	130
29	MABALE	156	145	MABALE	156	149	NDIMA	198	188	LITEIN	179	176	185	IKANGA		128	130
30	MARVERA	140	140	MARVERA	136	140	THETA	187	187	KIPTAGICH	186	184	184	KIGEZI HIGHLAND	130	130	130
31	ARROKET			ARC MOUNTAIN			NYAMBYA	178	150	MOTIGO	179	178	184	KIP KOIMET		130	130
32	BUGAMBE			ARROKET			RUTSIRO	185	185	SHAGASHA	192	182	182	KIPCHABO	130	125	130
33	CHINGA			BUGAMBE			KAISUGU	184	184	NYAMACHE	177	181	181	MAHENYE	130	130	130
34	CUPATEA			CHEBOSWA			TAITO	184	184	CHINGA	181	180	180	TAGABI	136	128	129
35	ELGON TEA			CHIMCHIM			SAKAWA	174	178	MOGOGO	170	170	180	MAGURA	133	129	129
36	EMROK			MAGURA			MAGURA	182	132	SETYON	184	177	180	TORO	132	127	129
37	GUMARO			CUPATEA			MOTIGO	180	159	GITUGI	192	180	180	CUPATEA	137	128	128
38	KAISUGU			EMROK			EBEREGE	179	179	IRIAINI	181	180	180	KORUMA	128	128	128
39	KAPKO			GATARE			KERITOR	184	175	KAPKATET	181	180	180	BWINDI	135	128	128
40	KIMUGU			GUMARO			SIOMO	148	175	KAPKO	179	179	179	KABIANGA	136	128	128
41	KIPTAGICH			KAISUGU			IGARA	174	174	KEBIRIGO	181	175	179	KIAMARA	136	128	128
42	KOBEL			KAPKO			PFUNDA	176	165	TIRGAGA	181	178	178	NYAMBYA	136	128	128
43	KORUMA			KARIRANA			BUZIRASAGAMA	178	170	GACHEGE	189	178	178	SWAZI	136	128	128
44	MABROUKIE			KERICHO			CHEBOSWA	174	168	GITHONGO	191	178	178	TAITO		128	128
45	MANARET			KIMUGU			CHIMCHIM	149	140	KAGWE	181	178	178	ARC MOUNTAIN	140	127	127
46	MBAYO			KIPTAGICH			MBOGO TEA	156	158	KANYENYA	178	178	178	NGORONGO	134	127	127
47	METTARORA			KITABI			KANYENYA	160	162	NYANKOBA	177	178	178	KAKONDE	133	127	127
48	MICHI			KOBEL			MUNOBWA	154	150	TEGAT	179	178	178	KJUURA	134	125	127
49	MOGOGO			KOIVA			KOBEL	163	160	TOMBE	179	178	178	MITYANA	134	127	127
50	MOMUL			KORUMA			MUGOMA	150	160	BOITO	180	168	176	TILYA	135	127	127
51	MUGOMA			MABROUKIE			KIPCHABO	160	160	MUDETE	178	173	175	KIMUGU	126	126	126
52	MULINDI			MANARET			KORUMA	158	158	GIANCHORE	174	174	174	RUSEKERE	134	126	126
53	NSHILI KIVU			MBAYO			NYAMACHE	155	155	KEPCHOMO	178	174	174	CHIVANJEE	133	125	125
54	OLENG			METTARORA			DL TEAS	158	140	MWAMU	175	174	174	MABALE	132	124	124
55	RUTSIRO			MICHI			KJUURA	151	140	TAITO	171	171	174	MARVERA		112	114
56	SAKAWA			MOGOGO			MOKAMA	150	150	KOBEL	180	166	172	ARROKET			
57	SETYON			MOMUL			KOIVA	149	149	BWINDI	161	160	172	CHIMCHIM			
58	SIRET			NGORONGO			KEBEN	149	149	CHEBUT	179	168	172	CHINGA			
59	SITOI			OLENG			EMROK	150	145	KAPTUMO	178	170	172	EMROK			
60	TIRGAGA			REYNA			MBAYO	145	145	WERU	191	172	172	GATARE			
61	ANKOLE			RUBAYA			NGORONGO	154	145	CHEMOMI	171	171	171	GUMARO			
62	BOITO			RUTSIRO			ARC MOUNTAIN	146	140	KIP KOIMET	171	171	171	KAISUGU			
63	BUZIRASAGAMA			SETYON			KIAMARA	140	140	CHEBOSWA	180	165	170	KAPKO			
64	BWINDI			SHAGASHA			LIVINGSTONIA	140	140	NGORONGO	172	155	170	KARIRANA			
65	CHEBANGO			SIRET			IKANGA	124	136	SITOI	170	170	170	KERICHO			
66	CHEBUT			SITOI			TORO	145	136	ROROK	168	168	170	KITABI			
67	CHEMOMI			TAGABI			CYOHOKA	142	132	SIONGO	176	168	170	KOBEL			
68	CYOHOKA			TIRGAGA			GUMARO	134	126	SWAZI	154	165	170	KOIVA			
69	DL TEAS			ANKOLE			MARVERA	112	112	ELGON TEA	188	169	169	MABROUKIE			
70	EBEREGE			BOITO			ARROKET			KIPCHABO	168	168	168	MANARET			
71	GACHEGE			BUZIRASAGAMA			BUGAMBE			KIPSINENDE	180	160	168	MATA			
72	GATHUTHI			CHEBANGO			BUHWEJU			KYAMUHUNGA	167	168	168	MBAYO			
73	GIANCHORE			CHEBUT			CHINGA			MUFINDI	168	168	168	METTARORA			
74	GITHONGO			CHEMOMI			ELGON TEA			KOIVA	172	158	166	MICHI			
75	GITUGI			CYOHOKA			KAPKO			KERITOR	166	166	166	MOGOGO			
76	HIMA			DL TEAS			KARIRANA			REYNA	165	165	165	MOMUL			
77	IKANGA			EBEREGE			KERICHO			ITONA	165	165	165	MULINDI			
78	IMENTI			GACHEGE			KIMUGU			ARROKET	160	155	164	NSHILI KIVU			
79	IRIAINI			GATHUTHI			KITABI			KORUMA	164	164	164	OLENG			
80	ITONA			GIANCHORE			MABROUKIE			KJUURA	153	162	164	PFUNDA			
81	KABIANGA			GITHONGO			METTARORA			BUGAMBE	162	162	162	REYNA			
82	KAGWE			GITUGI			MOGOGO			BUHWEJU	162	158	162	RUBAYA			
83	KAKONDE			HIMA			OLENG			METTARORA	168	160	162	RUTSIRO			
84	KAMARYA			IGARA			REYNA			IKANGA	160	160	162	SHAGASHA			
85	KANGAITA			IKANGA			RUSEKERE			MAGURA	164	162	162	TIRGAGA			
86	KANYENYA			IMENTI			SHAGASHA			ARC MOUNTAIN	172	160	160	BOITO			
87	KAPKATET			IRIAINI			SIRET			TAGABI	162	155	160	BUZIRASAGAMA			
88	KAPSET			ITONA			SITOI			ANKOLE	160	160	160	CHEBANGO			
89	KAPTUMO			KABIANGA			TAGABI			GLOBAL VILLAG	154	158	160	CHEBUT			
90	KAYONZA			KAGWE			TIRGAGA			LIVINGSTONIA	160	160	160	CYOHOKA			
91	KEBIRIGO			KAKONDE			ANKOLE			NYAMBYA	166	160	160	EBEREGE			
92	KEPCHOMO			KAMARYA			BOITO			TILYA	150	160	160	GACHEGE			
93	KERITOR			KANGAITA			BWINDI			SAKAWA	168	155	159	GATHUTHI			
94	KIAMARA			KANYENYA			CHEBANGO			KERICHO	170	155	158	GIANCHORE			
95	KIGEZI HIGHLAND			KAPKATET			CHEBUT			KAKONDE	158	158	158	GITHONGO			
96	KIMUNYE			KAPSET			CHEMOMI			MUZIZI	154	158	158	GITUGI			
97	KINORO			KAPTUMO			CHIVANJEE			CHIMCHIM	152	157	157	IMENTI			
98	KIONYO			KEBEN			GIANCHORE			LUWALA	148	156	156	IRIAINI			
99	KIP KOIMET			KEBIRIGO			GITUGI			MAHENYE	156	156	156	KAGWE			
100	KIPCHABO			KEPCHOMO			GLOBAL VILLAGE TEA			MWENGE	158	150	156	KAMARYA			
101	KIPSINENDE			KIMUNYE			HIMA			CHIVANJEE	154	153	154	KANGAITA			
102	KIRU			KINORO			IRIAINI			KIGEZI HIGHLAN	170	151	153	KANYENYA			
103	KYAMUHUNGA			KIONYO			ITONA			MABROUKIE	160	151	151	KAPKATET			
104	LITEIN			KIP KOIMET			KAGWE			MITYANA	147	151	151	KAPSET			
105	LIVINGSTONIA			KIPCHABO			KAKONDE			RUSEKERE	152	150	150	KAPTUMO			
106	LUWALA			KIPSINENDE			KAPKATET			KIAMARA	145	144	144	KAYONZA			
107	MAGURA			KIRU			KAPSET			TORO	146	136	138	KEBEN			
108	MAHENYE			LITEIN			KAPTUMO			GUMARO	132	128	136	KEBIRIGO			
109	MITYANA			LIVINGSTONIA			KEBIRIGO			MARVERA	122	122	122	KERITOR			

CATALOGUE CLOSING FIGURES – 2017 Vs 2018

Sale No.	2015		2016		2017		2018		Differencial 2018 Vs. 2017	
	Pkgs	Kilos	Pkgs	Kilos	Pkgs	Kilos	Pkgs	Kilos	Pkgs	Kilos
1	147,165	9,493,191.5	148,451	9,735,654.5	145,178	9,437,045.5	170,026	10,902,243.0	24,848	1,465,197.5
2	143,751	9,289,282.5	139,820	9,199,450.0	140,125	8,593,123.5	165,456	10,623,001.0	25,331	2,029,877.5
3	154,710	9,906,594.5	159,276	10,449,664.5	144,994	9,386,541.5	179,439	11,385,435.0	34,445	1,998,893.5
4	139,364	8,971,223.5	188,659	12,275,549.0	138,097	8,890,671.5	168,997	10,873,246.0	30,900	1,982,574.5
5	138,215	8,882,666.0	159,398	10,393,542.0	124,938	8,054,484.0	162,594	10,480,140.0	37,656	2,425,656.0
6	139,078	8,676,309.0	150,152	9,801,201.0	117,320	7,562,742.7	153,970	9,941,178.0	36,650	2,378,435.3
7	141,725	9,054,005.0	153,397	9,915,132.0	116,361	7,518,587.5	148,003	9,566,966.0	31,642	2,048,378.5
8	140,360	8,991,608.0	154,458	10,019,049.5	115,356	7,439,711.0	144,742	9,391,252.0	29,386	1,951,541.0
9	126,137	8,162,828.5	143,119	9,357,930.0	117,140	7,597,207.0	139,959	9,020,760.0	22,819	1,423,553.0
10	118,447	7,624,848.5	139,747	9,097,239.0	105,840	6,845,830.5	137,540	8,841,378.0	31,700	1,995,547.5
11	116,156	7,582,902.0	144,515	9,424,673.5	103,585	6,720,482.5	126,153	8,199,578.0	22,568	1,479,095.5
12	111,457	7,253,148.5	145,973	9,530,611.0	108,818	7,078,896.5	122,280	7,950,062.0	13,462	871,165.5
13	111,260	7,213,322.0	142,210	9,321,487.0	106,738	6,966,532.5	133,419	8,686,279.0	26,681	1,719,746.5
14	108,238	7,068,589.0	150,415	9,774,359.5	111,839	7,331,690.5	126,598	8,187,381.0	14,759	855,690.5
15	103,540	6,756,161.5	151,648	9,914,957.5	117,718	7,672,851.0	129,007	8,426,139.0	11,289	753,288.0
16	103,558	6,793,729.5	147,839	9,679,159.0	130,737	8,495,693.0	130,302	8,519,375.0	- 435	23,682.0
17	91,359	5,913,640.0	153,600	10,060,731.0	133,590	8,719,546.0	144,877	9,463,195.0	11,287	743,649.0
18	88,870	5,793,234.0	151,268	10,502,473.0	132,188	8,612,581.5	161,933	10,628,353.0	29,745	2,015,771.5
19	97,877	6,325,414.5	152,683	9,983,086.0	131,831	8,558,320.5			- 131,831	- 8,558,320.5
20	95,917	6,255,617.5	142,133	9,369,893.0	134,729	8,763,410.0			- 134,729	- 8,763,410.0
21	105,301	6,860,389.0	144,104	9,509,564.0	131,634	8,550,796.0			- 131,634	- 8,550,796.0
22	126,760	8,271,169.5	146,216	9,600,156.0	131,700	8,572,204.0			- 131,700	- 8,572,204.0
23	128,075	8,350,540.0	143,286	9,455,061.0	137,700	8,897,500.0			- 137,700	- 8,897,500.0
24	132,269	8,542,152.5	148,330	9,714,505.0	132,606	8,644,644.0			- 132,606	- 8,644,644.0
25	122,540	7,885,358.5	146,750	9,575,912.5	130,856	8,539,642.0			- 130,856	- 8,539,642.0
26	115,820	7,454,433.5	140,955	9,185,569.0	134,420	8,734,861.0			- 134,420	- 8,734,861.0
27	103,079	6,497,391.0	128,199	8,441,443.0	137,592	8,961,409.0			- 137,592	- 8,961,409.0
28	104,121	6,623,266.0	129,427	8,405,546.0	139,587	9,082,566.0			- 139,587	- 9,082,566.0
29	108,008	6,955,793.5	124,024	8,100,347.0	136,100	8,885,641.0			- 136,100	- 8,885,641.0
30	108,691	6,959,013.0	116,127	7,517,405.5	127,020	8,224,195.0			- 127,020	- 8,224,195.0
31	105,873	6,799,496.0	118,392	7,648,417.0	116,082	7,525,278.0			- 116,082	- 7,525,278.0
32	108,114	6,969,936.0	121,941	7,968,002.0	109,583	7,112,977.0			- 109,583	- 7,112,977.0
33	112,658	7,309,670.0	114,684	7,411,426.0	117,196	7,560,646.0			- 117,196	- 7,560,646.0
34	127,634	8,264,301.0	115,065	7,401,593.0	124,100	7,974,797.0			- 124,100	- 7,974,797.0
35	117,496	7,627,780.0	111,398	7,162,051.0	134,339	8,736,776.0			- 134,339	- 8,736,776.0
36	122,536	7,966,281.0	103,211	6,620,776.0	133,343	8,692,718.0			- 133,343	- 8,692,718.0
37	126,530	8,203,020.0	105,363	6,801,861.0	131,860	8,589,806.0			- 131,860	- 8,589,806.0
38	119,001	7,777,556.0	105,991	6,874,694.0	136,152	8,913,732.0			- 136,152	- 8,913,732.0
39	111,481	7,239,521.5	102,399	6,593,834.0	132,480	8,632,611.0			- 132,480	- 8,632,611.0
40	101,483	6,622,758.0	93,697	6,101,035.0	129,850	8,468,285.0			- 129,850	- 8,468,285.0
41	107,818	7,049,132.0	100,438	6,506,134.0	137,560	8,931,039.0			- 137,560	- 8,931,039.0
42	118,170	7,748,847.5	113,860	7,296,708.0	147,380	9,566,121.5			- 147,380	- 9,566,121.5
43	120,677	7,928,530.5	113,933	7,409,459.5	143,755	9,362,940.0			- 143,755	- 9,362,940.0
44	125,671	8,229,490.0	113,258	7,400,472.0	150,080	9,803,157.5			- 150,080	- 9,803,157.5
45	135,680	8,917,671.0	115,579	7,575,449.0	138,321	9,075,225.0			- 138,321	- 9,075,225.0
46	147,214	9,690,340.5	118,525	7,716,618.5	151,239	9,885,740.0			- 151,239	- 9,885,740.0
47	154,592	10,029,678.0	126,695	8,229,984.0	162,135	10,607,228.0			- 162,135	- 10,607,228.0
48	148,029	9,688,808.0	133,650	8,694,053.5	167,935	10,903,011.0			- 167,935	- 10,903,011.0
49	150,710	9,887,393.0	132,838	8,544,808.0	172,760	11,213,580.0			- 172,760	- 11,213,580.0
50	146,819	9,649,589.0	136,984	8,747,685.0	178,260	11,522,884.0			- 178,260	- 11,522,884.0
51	151,404	9,922,846.0	141,000	9,192,163.0						
Total	6,231,438	403,930,467.0	6,825,080	445,208,574.5	6,630,747	430,417,958.7	2,645,295	171,085,961.0	-3,985,452	-259,331,997.7



(Please note figures inclusive of reprints)

WEATHER REPORT

KENYA

East and West of Rift tea growing areas continue to receive heavy rains with cloud cover with most factories now operating at full capacity. Crop intake is expected to increase further in the coming weeks

UGANDA

Western Uganda received 62.8mm average rainfall during this week. Fort Portal area received 98.9mm of rainfall, and experienced 29.4⁰C maximum and 19⁰C minimum Hoima received 36.8mm of rainfall, Kibale/Kagadi received 9mm of rainfall while Bushenyi received 70.5mm of rainfall and experienced 27⁰C maximum and 14⁰C minimum. Crop levels are rising up.

COMBROK LIMITED

.....