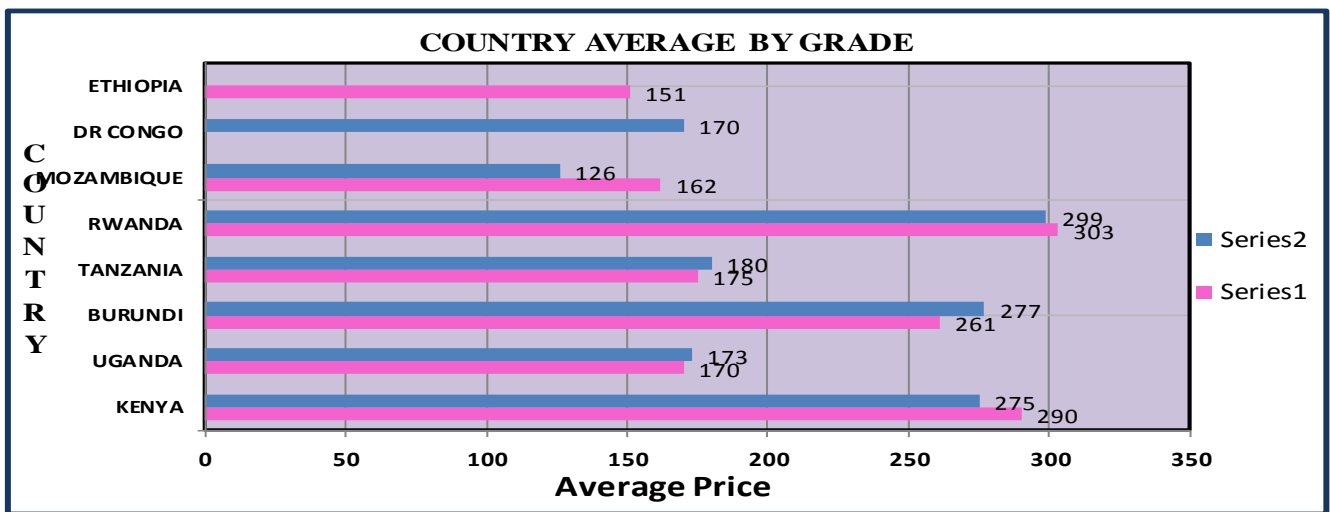




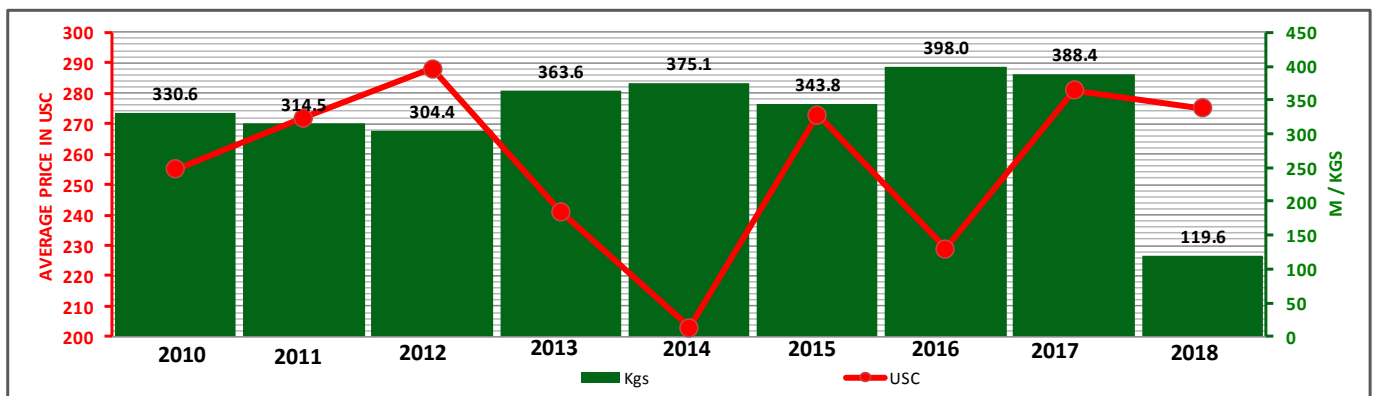
## Mombasa Auction: Country Average Prices in US Cents Sale 14 (2017 vs. 2018)

COUNTRY	AV 2017	AV 2018	BP1	PF1	PD	D1	BP	PF	D	FNGS	BMF
KENYA	290	275	261	294	276	289	181	189	178	176	137
UGANDA	170	173	162	170	194	190	153	168	172	156	139
BURUNDI	261	277	253	286	276	290			222	200	
TANZANIA	175	180	160	191	207	205	153	159	148	159	137
RWANDA	303	299	322	311	311	307	244	248	212	221	136
MOZAMBIQUE	162	126									126
DR CONGO		170		157	178	182					
ETHIOPIA	151										
ALL AUCTION AVERAGE	273	258	253	281	264	270	189	185	180	171	137



## Mombasa Auction - Auction Quantities & Average Prices 2010 - 2018

	Jan		Feb		Mar		Apr		May		Jun		Jul		Aug		Sep		Oct		Nov		Dec		Total		
	Kgs	USC	Kgs	USC	Kgs	USC	Kgs	USC	Kgs	USC	Kgs	USC	Kgs	USC	Kgs	USC	Kgs	USC	Kgs	USC	Kgs	USC	Kgs	USC	Kgs	USC	
2018	49.3	279	34.3	281	29.6	265	7.5	258																		119.6	275
2017	40.9	284	25.4	285	25.2	274	28.7	272	38.7	275	31.0	289	31.2	283	27.1	275	32.3	286	40.9	291	35.5	283	31.3	266		388.4	281
2016	37.0	256	36.6	237	40.7	223	35.3	204	44.4	212	34.2	227	29.2	231	21.7	218	23.8	222	24.6	223	36.3	250	23.6	252		398.0	229
2015	33.5	214	31.0	227	30.2	254	22.4	257	21.2	285	35.4	300	21.9	310	22.4	294	32.1	284	25.3	302	32.4	289	35.4	285		343.8	273
2014	25.1	256	30.6	224	36.6	208	21.8	207	35.7	196	44.9	191	28.1	205	24.6	203	33.2	190	28.1	192	33.6	191	32.8	189		375.1	203
2013	35.7	305	29.9	292	28.5	264	32.0	237	31.5	239	34.7	231	34.6	229	25.5	228	24.0	213	28.4	202	32.5	210	26.5	234		363.6	241
2012	36.1	264	27.2	265	23.9	274	22.8	279	17.8	281	24.1	289	26.8	299	22.6	309	21.9	304	31.8	297	27.9	304	21.4	307		304.4	288
2011	24.8	294	24.6	277	31.4	274	17.1	266	32.9	262	30.4	271	25.4	282	26.2	282	20.8	267	23.4	265	33.8	266	23.8	261		314.5	272
2010	27.9	284	29.1	295	33.5	280	24.6	261	41.6	235	33.7	222	27.2	216	25.1	250	17.9	249	18.3	250	30.5	254	21.0	270		330.6	255



*April includes sold kilos and average price for sale 14 only.*

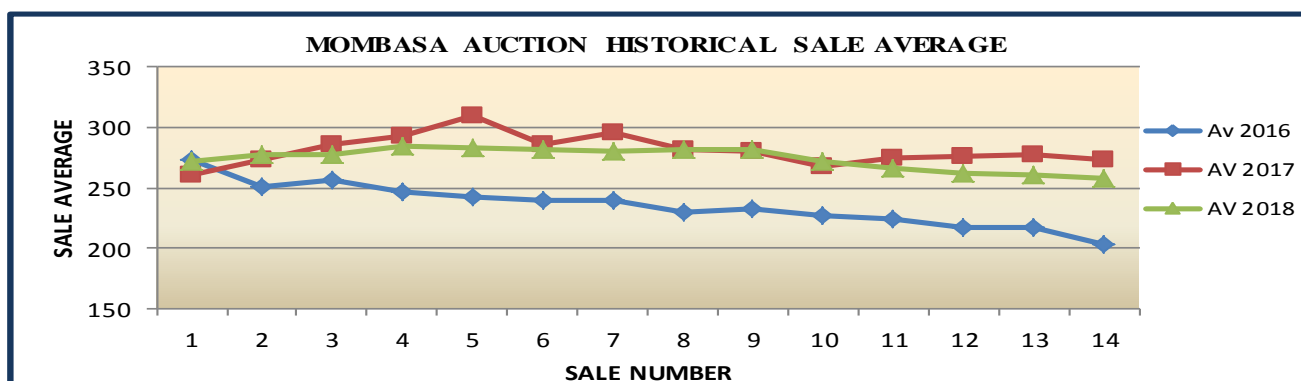


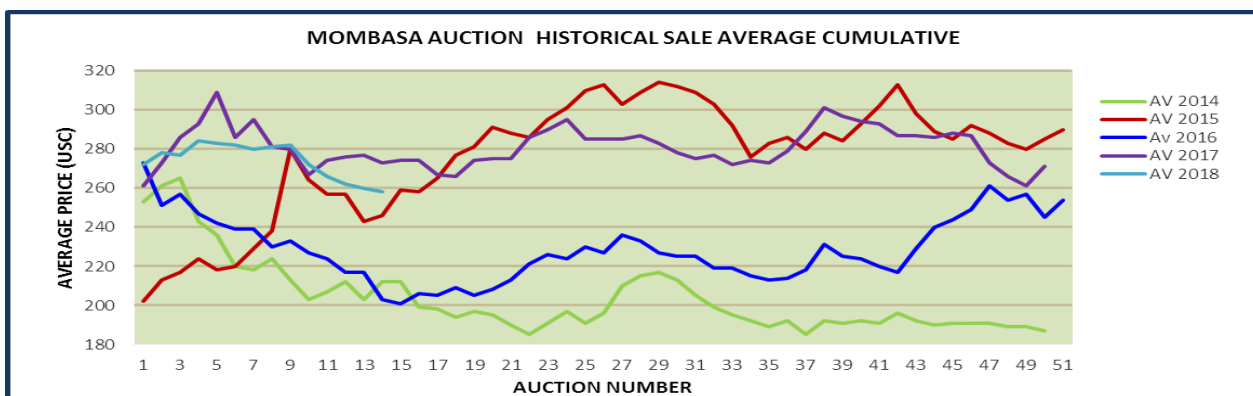
### Kilos Sold By Country - Sale no. 14 & Cumulative to date (2017 vs 2018)

	Current Sale 14/2018		Same Sale Last Year 14/2017		Year To Date Sale 01-14/2018		Last Year To Date Sale 01-14/2017	Variance 2018 vs 2017
	Pkgs	Kilos	Pkgs	Kilos	Pkgs	Kilos	Kilos	Kilos
<b>KENYA</b>	82,600	5,558,682.00	75,913	5,119,249.00	1,387,058	92,501,540.30	76,932,836.50	<b>15,568,704</b>
<b>UGANDA</b>	15,658	876,841.00	12,900	756,948.00	267,421	14,934,454.00	12,451,374.00	<b>2,483,080</b>
<b>BURUNDI</b>	2,640	169,532.00	2,380	153,959.00	36,038	2,300,679.00	2,081,980.00	<b>218,699</b>
<b>TANZANIA</b>	8,236	455,874.00	1,800	98,141.00	65,016	3,473,611.00	939,247.00	<b>2,534,364</b>
<b>RWANDA</b>	6,178	419,258.00	5,860	394,743.50	86,148	5,855,645.00	5,398,301.50	<b>457,344</b>
<b>MALAWI</b>							24,120.00	<b>(24,120)</b>
<b>MADAGASCAR</b>							19,956.00	<b>(19,956)</b>
<b>MOZAMBIQUE</b>	377	11,670.00	460	25,620.00	4,252	191,310.00	74,912.00	<b>116,398</b>
<b>DR CONGO</b>	280	18,424.00			1,680	104,304.00	175,456.00	<b>(71,152)</b>
<b>ETHIOPIA</b>			960	46,697.00	4,000	194,021.00	66,805.00	<b>127,216</b>
<b>TOTALS:</b>	<b>115,969</b>	<b>7,510,281.00</b>	<b>100,273.0</b>	<b>6,595,357.50</b>	<b>1,851,613</b>	<b>119,555,564.30</b>	<b>98,164,988.00</b>	<b>21,263,360</b>

### Mombasa Auction - Historical Averages Comparative 2016 - 2018

SALE NO.	Av 2016	AV 2017	AV 2018	2018											
				BP1	PF1	PD	D1	BP2	PF2	D2	FNGS	BMF			
1	273	261	272	262	287	293	290	195	185	185	171	142			
2	251	273	278	277	294	298	299	201	180	184	174	138			
3	257	286	277	276	301	298	302	196	175	188	166	131			
4	247	293	284	278	310	298	303	204	184	191	169	130			
5	242	309	283	269	306	301	310	204	179	201	169	126			
6	239	286	282	277	303	300	317	190	175	197	164	125			
7	239	295	280	274	300	302	309	202	186	204	166	131			
8	230	281	281	278	298	301	307	203	180	199	169	129			
9	233	280	282	284	300	300	304	197	182	195	172	130			
10	227	267	272	263	289	296	301	199	187	204	171	131			
11	224	274	266	262	284	279	278	210	178	194	169	128			
12	217	276	262	256	279	282	282	185	181	186	167	127			
13	217	277	260	253	288	261	268	187	181	179	172	130			
14	203	273	258	253	281	264	270	189	185	180	171	137			
<b>Average</b>	<b>236</b>	<b>281</b>	<b>275</b>	<b>269</b>	<b>295</b>	<b>292</b>	<b>297</b>	<b>198</b>	<b>181</b>	<b>192</b>	<b>169</b>	<b>131</b>			





**Actual Packages on offer for coming sale 15 of 09<sup>th</sup> – 10<sup>th</sup> April, 2018  
(By Grade / by Country)**

	BP1	PF1	PD	DUST1	BP2	PF2	DUST2	FNGS	BMF	Total
<b>KENYA</b>	15,140	36,360	25,080	9,960	540	400	1,760	3,320	1,760	<b>94,320</b>
<b>UGANDA</b>	1,260	2,920	4,420	2,040	300	980	440	1,880	1,840	<b>16,080</b>
<b>RWANDA</b>	1,720	3,200	1,400	560	540	280	340	260	40	<b>8,340</b>
<b>TANZANIA</b>	560	1,480	720	320	357	280	220	720	730	<b>5,387</b>
<b>BURUNDI</b>	920	1,960	520	80	0	0	60	280	0	<b>3,820</b>
<b>MOZAMBIQUE</b>	120	0	40	280	80	40	60	60	120	<b>800</b>
<b>ETHIOPIA</b>	0	0	0	0	0	0	220	480	0	<b>700</b>
<b>Total</b>	<b>19,720</b>	<b>45,920</b>	<b>32,180</b>	<b>13,240</b>	<b>1,817</b>	<b>1,980</b>	<b>3,100</b>	<b>7,000</b>	<b>4,490</b>	<b>129,447</b>

**Upcoming Auction Offerings by Country  
Sale no. 15 and 16/ 2018**

COUNTRY	Sale 15/ 2018 (Actual packages)		Sale 16/ 2018		VARIANCE Kgs
	Pkgs	Kgs	Pkgs	Kgs	
<b>KENYA</b>	<b>94,320.00</b>	<b>6,293,182.00</b>	<b>95,331.00</b>	<b>6,445,404.00</b>	<b>152,222.00</b>
<b>UGANDA</b>	<b>16,080.00</b>	<b>955,445.00</b>	<b>15,974.00</b>	<b>895,737.00</b>	<b>(59,708.00)</b>
<b>RWANDA</b>	<b>8,340.00</b>	<b>566,306.00</b>	<b>8,297.00</b>	<b>559,128.00</b>	<b>(7,178.00)</b>
<b>BURUNDI</b>	<b>3,820.00</b>	<b>238,758.00</b>	<b>3,160.00</b>	<b>197,366.00</b>	<b>(41,392.00)</b>
<b>TANZANIA</b>	<b>5,387.00</b>	<b>300,744.00</b>	<b>6,320.00</b>	<b>362,104.00</b>	<b>61,360.00</b>
<b>D R CONGO</b>			<b>520.00</b>	<b>33,076.00</b>	
<b>MOZAMBIQUE</b>	<b>800.00</b>	<b>45,144.00</b>			<b>(45,144.00)</b>
<b>ETHIOPIA</b>	<b>700</b>	<b>26,560.00</b>	<b>700</b>	<b>26,560.00</b>	<b>-</b>
<b>TOTALS:</b>	<b>129,447.00</b>	<b>8,426,139.00</b>	<b>130,302</b>	<b>8,519,375.00</b>	<b>60,160.00</b>

## MAIN GRADE COMPARATIVE RANKINGS – SALE 14 2018

Mark	BP1				Mark	PF1				Mark	PD				Mark	DUST1			
	Pre	Lo	High	De		Prev	Low	Hig	Dev		Pre	Low	Hig	De		Prev	Lo	Hig	Dev
1 KITABI	400	380	420	20	KITABI	369	358	390	21	NYABIHU	462	418	418	-44	RUBAYA	400	400		
2 RUBAYA	378	350	380	2	NYABIHU	386	320	370	-16	KITABI	440	415	415	-25	GATHUTHI	355	351	351	-4
3 NYABIHU	362	351	377	15	KATHANGARIRI	358	350	364	6	GATHUTHI	354	347	347	-7	KIMUNYE	340	340	342	2
4 KATHANGARIRI	342	352	352	10	GATHUTHI	362	358	360	-2	KIMUNYE	342	340	347	5	MUNGANIA	330	324	340	10
5 GACHARAGE	350	348	350	0	MUNUNGA	364	352	356	-8	IMENTI	348	337	344	-4	KATHANGARIRI	342	331	338	-4
6 IMENTI	333	330	334	1	RUKURIRI	364	349	354	-10	RUKURIRI	335	338	338	3	GACHARAGE	332	336	336	4
7 NSHLI KIVU	290	290	326	36	KIMUNYE	360	348	352	-8	MUNUNGA	350	335	336	-14	KANGAITA	328	336	336	8
8 MUNGANIA	334	292	326	-8	NJUNU	352	344	348	-4	KATHANGARIRI	352	335	335	-17	IMENTI	337	328	335	-2
9 THETA	320	300	326	6	IMENTI	348	338	346	-2	GACHARAGE	342	327	334	-8	KINORO	322	320	335	13
10 KIMUNYE	322	300	322	0	NDIMA	348	335	341	-7	NGERE	332	315	328	-4	RUKURIRI	330	322	332	2
11 NJUNU	328	318	318	-10	KANGAITA	340	334	340	0	NJUNU	340	328	328	-12	MUNUNGA	328	328	328	0
12 RUKURIRI	325	312	317	-8	MUNGANIA	350	338	340	-10	CHINGA	325	314	327	2	NGERE	328	310	328	0
13 MUGANZA-KIVU	316	316			GACHARAGE	350	335	338	-12	NDIMA	330	326	326	-4	GITHONGO	318	295	326	8
14 THUMAITA	314	310	314	0	GITUGI	338	332	336	-2	KAGWE	332	316	325	-7	NDIMA	325	320	326	1
15 GISAKURA	300	307	313	13	NGERE	338	336	336	-2	KANGAITA	330	318	325	-5	KAMBAA	330	325	325	-5
16 GITHONGO	323	295	312	-11	IKUMBI	340	330	334	-6	MUNGANIA	338	324	325	-13	KAGWE	330	316	324	-6
17 NDIMA	312	312	312	0	KAMBAA	340	330	334	-6	MAKOMBOKI	332	315	324	-8	THETA	328	318	324	-4
18 MATA	318	292	310	-8	THETA	342	328	334	-8	KIONYO	334	316	322	-12	CHINGA	314	320		
19 IKUMBI	302	305	307	5	KIEGOI	333	325	333	0	THETA	330	320	322	-8	THUMAITA	320	314	320	0
20 KANGAITA	307	307			KIONYO	336	328	331	-5	GITHONGO	330	316	320	-10	IRIAINI	318	318		
21 KIONYO	318	278	307	-11	KAGWE	338	328	330	-8	KINORO	330	315	320	-10	KIRU	328	312	318	-10
22 GATUNGURU	316	300	306	-10	MAKOMBOKI	342	327	330	-12	MATA	316	318	318	2	NDUTI	320	312	317	-3
23 MAKOMBOKI	295	275	306	11	THUMAITA	338	326	330	-8	KAMBAA	330	312	318	-12	GITUGI	318	316	316	-2
24 NGERE	310	300	306	-4	RUBAYA	341	326	329	-12	IGEMBE	325	317	317	-8	KIONYO	334	299	314	-20
25 GISOVU	304	304	304	0	KINORO	335	325	329	-6	NDARUGU	330	316	317	-13	WERU	316	314	314	-2
26 NDARUGU	319	298	304	-15	KIRU	334	327	329	-5	NDUTI	340	315	317	-23	MATA	311	310	312	1
27 MICH	308	294	302	-6	RAGATI	342	328	328	-14	GITUGI	330	316	316	-14	MAKOMBOKI	333	309	312	-21
28 GITUGI	320	296	302	-18	GITHONGO	334	325	328	-6	IRIAINI	330	312	316	-14	MUGANZA-KIVU	309	311		
29 KIEGOI	300	302	302	2	MATAARA	338	320	328	-10	KANYENYA	334	312	316	-18	KANYENYA	328	300	310	-18
30 KAMBAA	300	300	300	0	NDUTI	338	327	328	-10	KIEGOI	330	314	316	-14	KIEGOI	303	310		
31 KINORO	294	260	300	6	WERU	336	324	328	-8	MUGANZA-KIVU	315	316		MATAARA	320	306	310	-10	
32 MUNUNGA	320	300	300	-20	CHINGA	332	325	327	-5	MICH	329	310	314	-15	GATUNGURU	322	295	308	-14
33 KARONGI	300	299	299	-1	GATUNGURU	338	326	327	-11	RAGATI	334	312	314	-20	RAGATI	315	304	306	-9
34 IGEMBE	315	299	299	-16	GITHAMBO	338	325	327	-11	GATUNGURU	325	312	314	-11	NSHLI KIVU	305	305		
35 KANYENYA	306	295	299	-7	IRIAINI	342	320	326	-16	IKUMBI	332	312	314	-18	NDARUGU	324	300	305	-19
36 RAGATI	286	298	298	12	KANYENYA	336	326	326	-10	THUMAITA	330	312	314	-16	MUSHUBI	304	304		
37 KAGWE	300	278	298	-2	NDARUGU	340	320	325	-15	WERU	332	312	314	-18	NYANKOBA	296	304	304	8
38 CHINGA	324	295	295	-29	NSHLI KIVU	327	316	324	-3	GITHAMBO	330	310	312	-18	MICH	302	302		
39 KEBIRIGO	273	265	295	22	MICH	317	315	320	3	KIRU	332	312	312	-20	TEZA	311	302	302	-9
40 SHAGASHA	316	250	292	-24	GACHEGE	332	320	320	-12	MATAARA	330	312	312	-18	GITHAMBO	320	299	301	-19
41 MATAARA	296	292	292	-4	GISAKURA	312	316	318	6	GACHEGE	325	305	308	-17	MOMUL	310	299	300	-10
42 MUSHUBI	290	290			MATA	317	310	318	1	MOMUL	305	300	307	2	GIANCHORE	296	300	300	4
43 GACHEGE	289	290	290	1	MOMUL	313	312	318	5	SHAGASHA	305	306	306	1	SIONGO	300	296	296	-4
44 GITHAMBO	292	290	290	-2	IGEMBE	331	305	317	-14	GISAKURA	295	300	302	7	GISAKURA	295	295		
45 NDUTI	299	290	290	-9	RUTSIRO	318	316	316	-2	NYANKOBA	295	296	302	7	SANGANYI	300	293	293	-7
46 WERU	298	278	290	-8	SHAGASHA	310	306	310	0	MUSHUBI	320	300	300	-20	OLENG	295	290	290	-5
47 KIRU	300	280	280	-20	MABAYI	304	305	310	6	OLENG	305	296	300	-5	MULINDI	300	288	288	-12
48 MOMUL	280	270	274	-6	SANGANYI	310	304	310	0	NSHLI KIVU	310	298	298	-12	TIRGAGA	286	286	286	0
49 MULINDI	276	250	270	-6	OLENG	312	300	307	-5	SANGANYI	302	295	298	-4	MOTIGO	286	286		
50 TEZA	277	270	270	-7	TEZA	304	300	307	3	SIONGO	306	293	298	-8	KAPKO	318	285	285	-33
51 TOMBE	266	245	269	3	GISOVU	310	302	302	-8	EBEREGE	285	289	296	11	OGEMBO	285	285		
52 PFUNDA	282	268	268	-14	GIANCHORE	306	296	302	-4	KEBIRIGO	296	285	296	0	LITEIN	280	284	284	4
53 CHELAL	270	260	268	-2	NYANKOBA	306	300	302	-4	OGEMBO	295	287	296	1	TORA	280	284	284	4
54 GIANCHORE	274	265	268	-6	MUSHUBI	298	300			MULINDI	325	295	295	-30	RWEGURA	282	283	283	1
55 MWAMU	270	260	268	-2	MUGANZA-KIVU	300	300			GIANCHORE	296	290	294	-2	BOITO	296	280	280	-16

56	NYANKOBA	272	262	268	-4	SIONGO	306	298	300	-6	MWAMU	284	292	294	10	KAPKATET	285	280	280	-5
57	SANGANYI	272	265	268	-4	MOTIGO	296	288	298	2	ITUMBE	286	293	293	7	KEBIRIGO	280	280		
58	SIONGO	278	268	268	-10	OGEMBO	299	296	298	-1	MOGOGO	290	290	292	2	TEGAT	287	277	280	-7
59	TEGAT	268	268	268	0	TIRGAGA	301	292	296	-5	NYAMACHE	288	289	292	4	CHELAL	279	279		
60	NYAMACHE	265	260	267	2	CHELAL	304	290	296	-8	TIRGAGA	287	286	290	3	KARIRANA	272	276	276	4
61	KAPTUMO	270	250	266	-4	MOGOGO	302	289	295	-7	BOITO	279	280	290	11	CHEBUT	267	275	275	8
62	OGEMBO	271	264	266	-5	KAPKO	298	280	294	-4	CHEBUT	282	285	290	8	EBEREGE	275	275		
63	CHEBUT	267	230	265	-2	KEBIRIGO	300	282	294	-6	MABAYI	285	288	290	5	PFUNDA	268	271	273	5
64	EBEREGE	271	260	265	-6	MUDETE	296	289	294	-2	MOTIGO	288	278	290	2	KIP KOIMET	268	272	272	4
65	ITUMBE	265	265	265	0	MWAMU	298	287	294	-4	CHELAL	289	285	289	0	NJERU	272	272		
66	LITEIN	267	265	265	-2	MULINDI	290	292	292	2	KAPKATET	290	287	289	-1	KIBWARI	270	270	270	0
67	MOKAMA	271	265	265	-6	EBEREGE	296	290	292	-4	LITEIN	282	287	289	7	ROROK	280	270	270	-10
68	ROROK	265	265			KAPKATET	300	289	292	-8	MOKAMA	290	288	289	-1	SOKOT	266	270	270	4
69	MOGOGO	266	262	264	-2	LITEIN	298	290	292	-6	MUDETE	290	287	288	-2	DL TEAS	268	261	268	0
70	TIRGAGA	270	260	264	-6	NYAMACHE	298	288	292	-6	TOROR	280	270	288	8	MARAMBA	266	266		
71	MUDETE	262	262	264	2	GATARE	306	290	290	-16	ROROK	280	278	285	5	TINET	254	260	266	12
72	KAPKO	266	262	262	-4	ITUMBE	298	290	290	-8	KAPKO	282	270	284	2	NGORONGO	260	260	264	4
73	OLENG	292	255	262	-30	RWEGURA	285	290	290	5	KOBEL	274	280	284	10	KAMARYA	268	264	264	-4
74	MABAYI	270	256	262	-8	TOMBE	294	284	290	-4	TEZA	298	282	282	-16	KAPCHORUA	262	264	264	2
75	KOBEL	260	260			TOROR	298	288	290	-8	KAPSET	282	278	280	-2	KEPCHOMO	264	264	264	0
76	KAPKATET	267	260	260	-7	PFUNDA	289	289			KAPTUMO	276	270	280	4	REYNA	266	263	263	-3
77	KAPSET	265	260	260	-5	KAPSET	298	288	289	-9	TOMBE	276	265	280	4	KIPTAGICH	254	258	260	6
78	TORA	274	260	260	-14	CHEBUT	298	284	288	-10	TEGAT	283	274	277	-6	SITOI	260	260	260	0
79	TOROR	261	260	260	-1	KAPTUMO	298	280	288	-10	KARIRANA	269	268	272	3	TINDERET	260	260		
80	CHEMOMI	250	254	256	6	MOKAMA	298	288	288	-10	CHEMOMI	270	270	270	0	ELGON TEA	256	259	259	3
81	KAMARYA	242	238	240	-2	ROROK	296	286	288	-8	IJENDA	289	270	270	-19	MBOGO TEA	254	258	259	5
82	NDARAWETTA	244	240	240	-4	BOITO	296	284	286	-10	NJERU	270	270			SETYON	256	258	259	3
83	KIBWARI	228	230	238	10	KOBEL	292	280	284	-8	RUKERI	270	270			KAIMOSI	264	257	257	-7
84	KAPSARA	260	232	236	-24	TEGAT	296	280	283	-13	RWEGURA	270	270	270	0	NDARAWETTA	272	256	256	-16
85	SIRET	238	228	234	-4	CHEMOMI	302	280	280	-22	SIRET	272	268	268	-4	TOIYOI	258	256	256	-2
86	REYNA	235	220	228	-7	KAPSARA	296	280	280	-16	KAPSARA	270	268	268	-2	TAITO	260	255	255	-5
87	KEPCHOMO	226	218	226	0	CHEBANGO	278	269	273	-5	TINET	254	259	266	12	TOROR	274	255	255	-19
88	MANARET	228	220	220	-8	KAMARYA	270	268	272	2	KIBWARI	268	264	266	-2	MANARET	258	254	254	-4
89	KAIMOSI	220	220			KIBWARI	270	266	272	2	KIP KOIMET	266	266	266	0	METTARORA	240	244	248	8
90	TAITO	214	220	220	6	SIRET	268	270	270	2	TORA	270	266	266	-4	KIPSINENDE	210	238	238	28
91	KEBEN	215	215			IJENDA	277	266	270	-7	REYNA	262	263	264	2	KIPKEBE	224	234	234	10
92	CHEBANGO	220	214	214	-6	MANARET	268	265	268	0	DL TEAS	264	262	264	0	CHIMCHIM	220	228	228	8
93	KIPCHABO	235	184	210	-25	KIP KOIMET	270	264	268	-2	KAMARYA	268	264	264	-4	CUPATEA	221	228	228	7
94	MARAMBA	200	205	205	5	SOKOT	268	264	268	0	KEBEN	256	262	264	8	ITONA	216	224	226	10
95	TOIYOI	198	202	202	4	KARIRANA	270	264	266	-4	SOKOT	262	264	264	2	BUHWEJU	218	223	223	5
96	SITOI	200	200			NDARAWETTA	280	260	266	-14	SITOI	261	261	263	2	LELAGOIN	206	210	223	17
97	MASINGI	200	195	200	0	NJERU	288	260	266	-22	EMROK	260	261	262	2	KERITOR	206	222		
98	SIOMO	200	200	200	0	RUKERI	262	258	266	4	NGORONGO	262	260	262	0	LIVINGSTONIA	210	221	221	11
99	SETYON	200	196	196	-4	TORA	270	262	264	-6	CHEBANGO	264	262	262	-2	NYARINDA	195	220	220	25
100	KAYONZA	176	176	196	20	KEPCHOMO	268	260	262	-6	KAPCHORUA	264	262	262	-2	ARC MOUNTAIN	218	218		
101	KIPTAGICH	200	190	190	-10	REYNA	268	260	260	-8	KEPCHOMO	264	260	262	-2	MUGOMA	194	218	218	24
102	MBOGO TEA	204	190	190	-14	TAITO	262	260	260	-2	TINDERET	254	260	262	8	MOGENI	218	218		
103	GISOZI	189	189			KAIMOSI	252	256	258	6	PFUNDA	268	261	261	-7	SWAZI	198	218	218	20
104	ELGON TEA	185	185			KAPCHORUA	258	258	258	0	BONDET	258	260			DINDIRA	203	214	216	13
105	KOIWA	158	166			KIPCHABO	257	250	258	1	KIPTAGICH	256	258	260	4	KAISUGU	210	210	216	6
106	ITONA	168	164	166	-2	SETYON	255	254	254	-1	MARAMBA	255	260	260	5	GLOBAL VILLAGE	200	210	216	16
107	TILYA	160	165	165	5	MBOGO TEA	252	252	252	0	SETYON	258	258	260	2	KELUNET	208	211	211	3
108	IGARA	160	164	164	4	SIOMO	249	242	252	3	ELGON TEA	254	259	259	5	KORUMA	210	210		
109	KERITOR	164	164			CYOHHA	249	248	250	1	KAIMOSI	266	257	259	-7	IGARA	210	206	206	-4
110	CHIMCHIM	162	162			DL TEAS	260	243	250	-10	SIOMO	252	257	259	7	BUGAMBE	180	200	205	25

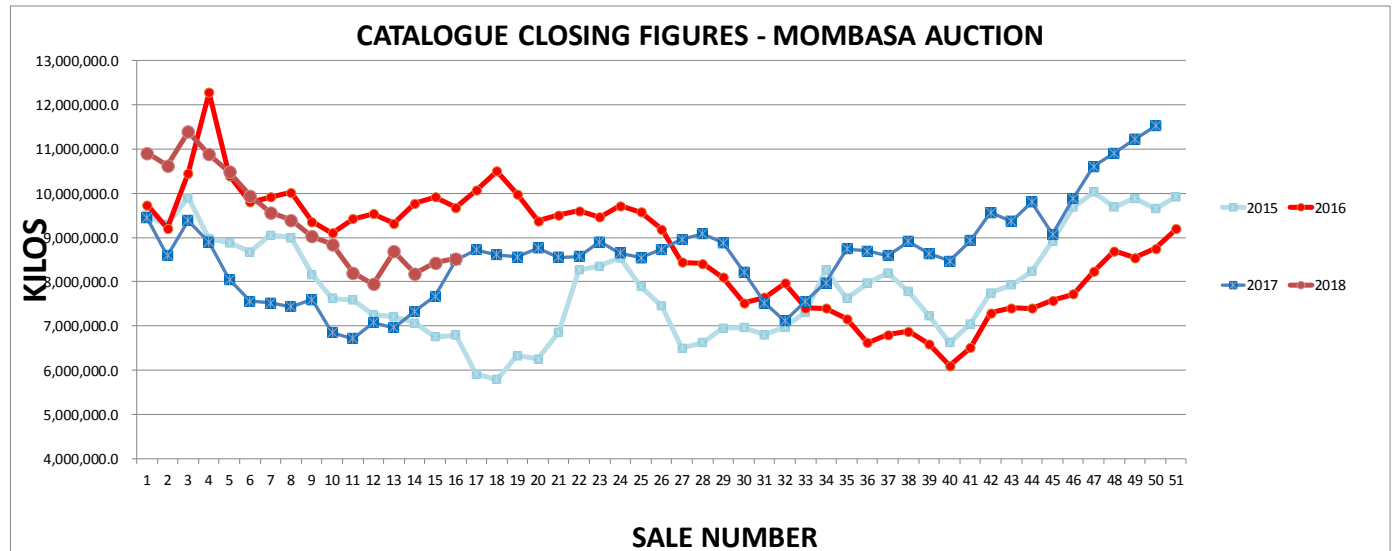
111	KIBENA	165	162	162	-3	BONDET	249	249	MANARET	260	254	258	-2	KYAMUHUNGA	180	202	204	24		
112	ARC MOUNTAIN	158	160	160	2	MARAMBA	242	244	246	4	NDARAWETTA	264	256	258	-6	MUZIZI	198	198		
113	CHEBOSWA	170	160	160	-10	NGORONGO	239	235	244	5	MBOGO TEA	252	250	256	4	BUZIRASAGAMA	196	196		
114	ANKOLE	162	160	160	-2	TINET	246	239	244	-2	TOIYOI	260	256	256	-4	CHIVANJEE	180	181	192	12
115	CHIVANJEE	150	156	160	10	TINDERET	237	244	244	7	TAITO	260	255	255	-5	KAHUNA	192	192		
116	GLOBAL VILLAGE T	154	158	160	6	KIPTAGICH	246	235	241	-5	METTARORA	244	242	250	6	MAGURA	192	192		
117	KABIANGA	160	160			KIPTENDEN	241	228	240	-1	KIPCHABO	252	250	250	-2	TORO	174	191	191	17
118	KYAMUHUNGA	162	160	160	-2	CHANGOI	240	234	240	0	CYOHOKA	262	248	248	-14	KAKONDE	172	184	186	14
119	LIVINGSTONIA	160	160			ARROKET	228	230	239	11	KAYONZA	240	225	246	6	MBAYO	180	182	182	2
120	NYARINDA	160	160			METTARORA	222	215	239	17	TILYA	214	246	246	32	MAHENYE	171	181	181	10
121	BUHWEJU	154	154	158	4	SITOI	246	238	238	-8	CHANGOI	260	245	245	-15	ANKOLE	166	178	180	14
122	BWIINDI	158	158			TOIYOI	236	222	236	0	KIPSINENDE	234	230	240	6	NAMAYIBA	179	179		
123	MWENGE	156	158	158	2	ELGON TEA	247	235	235	-12	CHIMCHIM	220	226	238	18	KIJURA	150	174	176	26
124	TORO	150	158	158	8	SAPTET	231	222	228	-3	ARROKET	230	226	237	7	MUNOBWA	176	176		
125	DINDIRA	157	157			KAYONZA	232	220	228	-4	SAPTET	223	230	236	13	KIAMARA	150	162	172	22
126	KIJURA	154	157	157	3	KERITOR	209	228	228	19	KIPKEBE	216	234	234	18	MITYANA	147	168	168	21
127	MUZIZI	157	157			KAPSONGOI	230	225	225	-5	KIBENA	228	230		MWERA	160	160			
128	RUSEKERE	152	155	155	3	KIPKEBE	220	210	218	-2	KOIBA	212	229	229	17	RUSEKERE	159	158	158	-1
129	MITYANA	154	155	155	1	LELAGOIN	220	200	218	-2	TILUET	205	228	228	23	ARROKET				
130	MWERA	152	152	155	3	KAISUGU	219	210	214	-5	CUPATEA	219	220	226	7	BONDET				
131	LUWALA	154	154			CUPATEA	210	210			SISIBA	205	226	226	21	CHA MURRECE				
132	HERKULU	152	152			BUHWEJU	192	193	209	17	ITONA	216	210	224	8	CHEBOSWA				
133	ARROKET					KIBENA	201	209			NYARINDA	196	212	224	28	EMROK				
134	BONDET					CHIMCHIM	200	196	208	8	BUHWEJU	208	223	223	15	GATARE				
135	BUGAMBE					KELUNET	215	190	205	-10	LIVINGSTONIA	212	221	221	9	GISOVU				
136	CHA MURRECE					MUGOMA	190	200	200	10	KAISUGU	204	190	220	16	HERKULU				
137	CUPATEA					IGARA	180	180	198	18	LELAGOIN	208	197	220	12	KARAMBI				
138	EMROK					ITONA	200	194	197	-3	GLOBAL VILLAGE	191	196	220	29	KARONGI				
139	GATARE					KABIANGA	196	196			KERITOR	226	205	220	-6	KERICHO				
140	KAISUGU					LIVINGSTONIA	197	194	194	-3	KELUNET	199	195	219	20	KIBENA				
141	KARAMBI					MUFINDI	194	190	190	-4	SAKAWA	211	219	219	8	KIPTENDEN				
142	KARIRANA					IKANGA	190	188	188	-2	MOGENI	195	216	218	23	KITABI				
143	KELUNET					DINDIRA	180	180			MUFINDI	210	210	218	8	KOBEL				
144	KERICHO					BUGAMBE	178	175	175	-3	CHEMAMUL	212	212	216	4	KOIBA				
145	KIPKEBE					GLOBAL VILLAGE	162	160	175	13	MUGOMA	194	209	213	19	MABROUKIE				
146	KIPTENDEN					KYAMUHUNGA	172	172	172	0	DINDIRA	208	212		MARVERA					
147	KORUMA					BWIINDI	170	164	168	-2	SWAZI	194	210	210	16	MOGOGO				
148	LELAGOIN					SWAZI	170	162	166	-4	BWIINDI	198	204	208	10	RUTSIRO				
149	MABROUKIE					MAHENYE	165	165	165	0	BUGAMBE	180	185	207	27	SAKAWA				
150	MARVERA					NYARINDA	172	165	165	-7	IGARA	206	206	206	0	SAPTET				
151	MBAYO					NAMAYIBA	164	164			KYAMUHUNGA	185	186	204	19	SHAGASHA				
152	METTARORA					MAGURA	170	162	164	-6	TORO	164	167	195	31	SIRET				
153	MUGOMA					BUZIRASAGAMA	162	162			MAGURA	180	184	194	14	TAGABI				
154	NAMAYIBA					KIAMARA	156	160	162	6	BUZIRASAGAMA	192	192		BULWA					
155	NGORONGO					KIKO	160	162	162	2	MAHENYE	172	192	192	20	BWIINDI				
156	RUTSIRO					MUZIZI	162	162			KORUMA	212	190	190	-22	CHANGOI				
157	SAKAWA					MBAYO	175	155	161	-14	CHIVANJEE	176	174	190	14	CHEBANGO				
158	SAPTET					KARAMBI	158	160	160	2	KAHUNA	186	186		CHEMAMUL					
159	TAGABI					ANKOLE	156	158	160	4	KAKONDE	170	182	184	14	CHEMOMI				
160	TINET					CHIVANJEE	164	158	160	-4	MBAYO	177	181		CYOHOKA					
161	BOITO					KAKONDE	154	160			NAMAYIBA	180	180		GACHEGE					
162	BULWA					MWENGE	150	160	160	10	ANKOLE	158	160	176	18	GISOZI				
163	BUZIRASAGAMA					MWERA	160	160			MUNOBWA	176	176		HIMA					
164	CHANGOI					NYAMBYA	158	158	160	2	LUWALA	162	172		IGEMBE					
165	CHEMAMUL					RUSEKERE	158	158			RUSEKERE	165	169		IJENDA					
166	CYOHOKA					KIJURA	158	158	158	0	KIJURA	150	166	168	18	IKANGA				
167	DL TEAS					LUWALA	158	158			KIAMARA	152	166	166	14	IKUMBI				
168	GATHUTHI					MITYANA	147	158	158	11	MITYANA	147	164	164	17	ITUMBE				
169	HIMA					TORO	152	157	157	5	MWENGE	150	160	160	10	KABIANGA				
170	IJENDA					HERKULU	148	154			MWERA	160	160		KAPSARA					
171	IKANGA					ARC MOUNTAIN					NYAMBYA	160	160		KAPSET					
172	IRIAINI					CHA MURRECE					HERKULU	154	154		KAPSONGOI					





## CATALOGUE CLOSING FIGURES – 2017 Vs 2018

Sale No.	2015		2016		2017		2018		Diferencial 2018 Vs. 2017	
	Pkgs	Kilos	Pkgs	Kilos	Pkgs	Kilos	Pkgs	Kilos	Pkgs	Kilos
1	147,165	9,493,191.5	148,451	9,735,654.5	145,178	9,437,045.5	170,026	10,902,243.0	24,848	1,465,197.5
2	143,751	9,289,282.5	139,820	9,199,450.0	140,125	8,593,123.5	165,456	10,623,001.0	25,331	2,029,877.5
3	154,710	9,906,594.5	159,276	10,449,664.5	144,994	9,386,541.5	179,439	11,385,435.0	34,445	1,998,893.5
4	139,364	8,971,223.5	188,659	12,275,549.0	138,097	8,890,671.5	168,997	10,873,246.0	30,900	1,982,574.5
5	138,215	8,882,666.0	159,398	10,393,542.0	124,938	8,054,484.0	162,594	10,480,140.0	37,656	2,425,656.0
6	139,078	8,676,309.0	150,152	9,801,201.0	117,320	7,562,742.7	153,970	9,941,178.0	36,650	2,378,435.3
7	141,725	9,054,005.0	153,397	9,915,132.0	116,361	7,518,587.5	148,003	9,566,966.0	31,642	2,048,378.5
8	140,360	8,991,608.0	154,458	10,019,049.5	115,356	7,439,711.0	144,742	9,391,252.0	29,386	1,951,541.0
9	126,137	8,162,828.5	143,119	9,357,930.0	117,140	7,597,207.0	139,959	9,020,760.0	22,819	1,423,553.0
10	118,447	7,624,848.5	139,747	9,097,239.0	105,840	6,845,830.5	137,540	8,841,378.0	31,700	1,995,547.5
11	116,156	7,582,902.0	144,515	9,424,673.5	103,585	6,720,482.5	126,153	8,199,578.0	22,568	1,479,095.5
12	111,457	7,253,148.5	145,973	9,530,611.0	108,818	7,078,896.5	122,280	7,950,062.0	13,462	871,165.5
13	111,260	7,213,322.0	142,210	9,321,487.0	106,738	6,966,532.5	133,419	8,686,279.0	26,681	1,719,746.5
14	108,238	7,068,589.0	150,415	9,774,359.5	111,839	7,331,690.5	126,598	8,187,381.0	14,759	855,690.5
15	103,540	6,756,161.5	151,648	9,914,957.5	117,718	7,672,851.0	129,007	8,426,139.0	11,289	753,288.0
16	103,558	6,793,729.5	147,839	9,679,159.0	130,737	8,495,693.0	130,302	8,519,375.0	- 435	23,682.0
17	91,359	5,913,640.0	153,600	10,060,731.0	133,590	8,719,546.0			- 133,590	- 8,719,546.0
18	88,870	5,793,234.0	151,268	10,502,473.0	132,188	8,612,581.5			- 132,188	- 8,612,581.5
19	97,877	6,325,414.5	152,683	9,983,086.0	131,831	8,558,320.5			- 131,831	- 8,558,320.5
20	95,917	6,255,617.5	142,133	9,369,893.0	134,729	8,763,410.0			- 134,729	- 8,763,410.0
21	105,301	6,860,389.0	144,104	9,509,564.0	131,634	8,550,796.0			- 131,634	- 8,550,796.0
22	126,760	8,271,169.5	146,216	9,600,156.0	131,700	8,572,204.0			- 131,700	- 8,572,204.0
23	128,075	8,350,540.0	143,286	9,455,061.0	137,700	8,897,500.0			- 137,700	- 8,897,500.0
24	132,269	8,542,152.5	148,330	9,714,505.0	132,606	8,644,644.0			- 132,606	- 8,644,644.0
25	122,540	7,885,358.5	146,750	9,575,912.5	130,856	8,539,642.0			- 130,856	- 8,539,642.0
26	115,820	7,454,433.5	140,955	9,185,569.0	134,420	8,734,861.0			- 134,420	- 8,734,861.0
27	103,079	6,497,391.0	128,199	8,441,443.0	137,592	8,961,409.0			- 137,592	- 8,961,409.0
28	104,121	6,623,266.0	129,427	8,405,546.0	139,587	9,082,566.0			- 139,587	- 9,082,566.0
29	108,008	6,955,793.5	124,024	8,100,347.0	136,100	8,885,641.0			- 136,100	- 8,885,641.0
30	108,691	6,959,013.0	116,127	7,517,405.5	127,020	8,224,195.0			- 127,020	- 8,224,195.0
31	105,873	6,799,496.0	118,392	7,648,417.0	116,082	7,525,278.0			- 116,082	- 7,525,278.0
32	108,114	6,969,936.0	121,941	7,968,002.0	109,583	7,112,977.0			- 109,583	- 7,112,977.0
33	112,658	7,309,670.0	114,684	7,411,426.0	117,196	7,560,646.0			- 117,196	- 7,560,646.0
34	127,634	8,264,301.0	115,065	7,401,593.0	124,100	7,974,797.0			- 124,100	- 7,974,797.0
35	117,496	7,627,780.0	111,398	7,162,051.0	134,339	8,736,776.0			- 134,339	- 8,736,776.0
36	122,536	7,966,281.0	103,211	6,620,776.0	133,343	8,692,718.0			- 133,343	- 8,692,718.0
37	126,530	8,203,020.0	105,363	6,801,861.0	131,860	8,589,806.0			- 131,860	- 8,589,806.0
38	119,001	7,777,556.0	105,991	6,874,694.0	136,152	8,913,732.0			- 136,152	- 8,913,732.0
39	111,481	7,239,521.5	102,399	6,593,834.0	132,480	8,632,611.0			- 132,480	- 8,632,611.0
40	101,483	6,622,758.0	93,697	6,101,035.0	129,850	8,468,285.0			- 129,850	- 8,468,285.0
41	107,818	7,049,132.0	100,438	6,506,134.0	137,560	8,931,039.0			- 137,560	- 8,931,039.0
42	118,170	7,748,847.5	113,860	7,296,708.0	147,380	9,566,121.5			- 147,380	- 9,566,121.5
43	120,677	7,928,530.5	113,933	7,409,459.5	143,755	9,362,940.0			- 143,755	- 9,362,940.0
44	125,671	8,229,490.0	113,258	7,400,472.0	150,080	9,803,157.5			- 150,080	- 9,803,157.5
45	135,680	8,917,671.0	115,579	7,575,449.0	138,321	9,075,225.0			- 138,321	- 9,075,225.0
46	147,214	9,690,340.5	118,525	7,716,618.5	151,239	9,885,740.0			- 151,239	- 9,885,740.0
47	154,592	10,029,678.0	126,695	8,229,984.0	162,135	10,607,228.0			- 162,135	- 10,607,228.0
48	148,029	9,688,808.0	133,650	8,694,053.5	167,935	10,903,011.0			- 167,935	- 10,903,011.0
49	150,710	9,887,393.0	132,838	8,544,808.0	172,760	11,213,580.0			- 172,760	- 11,213,580.0
50	146,819	9,649,589.0	136,984	8,747,685.0	178,260	11,522,884.0			- 178,260	- 11,522,884.0
51	151,404	9,922,846.0	141,000	9,192,163.0						
<b>Total</b>	<b>6,231,438</b>	<b>403,930,467.0</b>	<b>6,825,080</b>	<b>445,208,574.5</b>	<b>6,630,747</b>	<b>430,417,958.7</b>	<b>2,338,485</b>	<b>150,994,413.0</b>	<b>-4,292,262</b>	<b>-279,423,545.7</b>



## WEATHER REPORT

### **KENYA**

For the week ending 1<sup>st</sup> , April, 2018, both East and West of Rift tea growing areas experienced sunny intervals accompanied by some showers mainly in the afternoon. Some parts of Kericho and Nandi experienced some hailstorm. Green leaf volume for the last week of March, 2018 ranged between 60 to 90 tons with few selected factories receiving over 100 tons on average per day.

### **UGANDA**

Western Uganda received 29mm average rainfall during this week. Fort Portal area received 34mm of rainfall, Hoima received 44mm of rainfall, Kibale/Kagadi received 13mm of rainfall while Bushenyi received 20mm of rainfall. Crop levels are rising up.

**COMBROK LIMITED**

.....