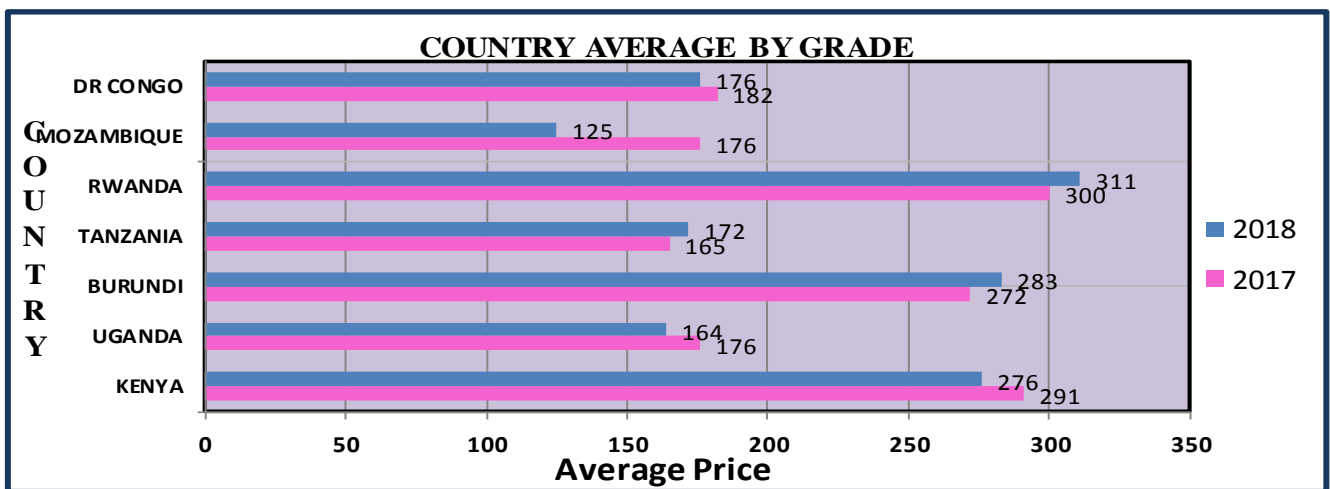


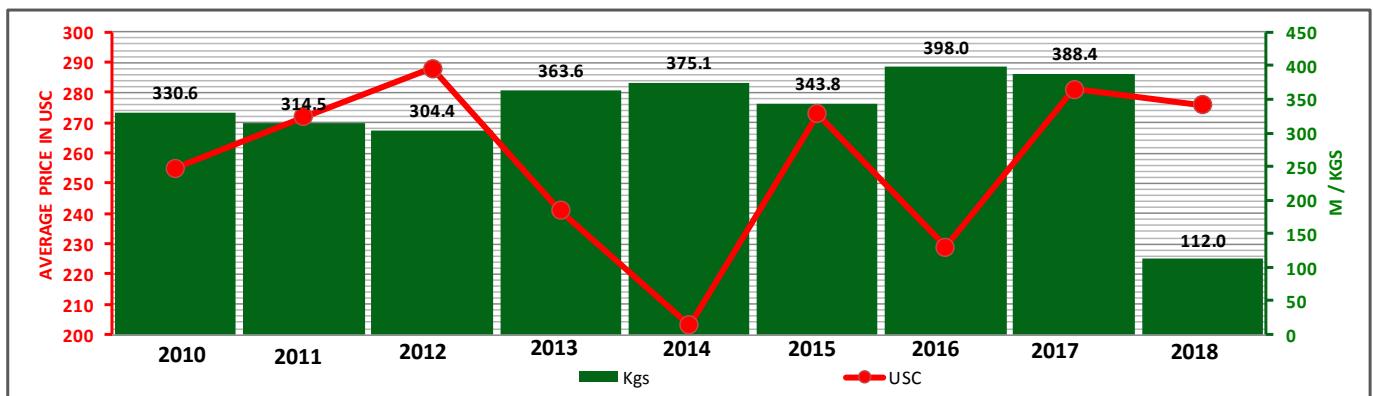
Mombasa Auction: Country Average Prices in US Cents Sale 13 (2017 vs. 2018)

COUNTRY	AV 2017	AV 2018	BP1	PF1	PD	D1	BP	PF	D	FNGS	BMF
KENYA	291	276	262	298	270	289	181	188	179	179	133
UGANDA	176	164	157	169	179	173	154	164	169	156	130
BURUNDI	272	283	272	288	281	287			200	195	
TANZANIA	165	172	159	183	191	196	154	156	142	156	128
RWANDA	300	311	321	318	319	337	247	267	288	225	
MOZAMBIQUE	176	125									125
DR CONGO	182	176		169		180			187		
ALL AUCTION AVERAGE	277	260	253	288	261	268	187	181	179	172	130



Mombasa Auction - Auction Quantities & Average Prices 2010 - 2018

	Jan		Feb		Mar		Apr		May		Jun		Jul		Aug		Sep		Oct		Nov		Dec		Total			
	Kgs	USC	Kgs	USC	Kgs	USC	Kgs	USC	Kgs	USC	Kgs	USC	Kgs	USC	Kgs	USC	Kgs	USC	Kgs	USC	Kgs	USC	Kgs	USC	Kgs	USC		
2018	49.3	279	34.3	281	29.6	265																					112.0	276
2017	40.9	284	25.4	285	25.2	274	28.7	272	38.7	275	31.0	289	31.2	283	27.1	275	32.3	286	40.9	291	35.5	283	31.3	266			388.4	281
2016	37.0	256	36.6	237	40.7	223	35.3	204	44.4	212	34.2	227	29.2	231	21.7	218	23.8	222	24.6	223	36.3	250	23.6	252			398.0	229
2015	33.5	214	31.0	227	30.2	254	22.4	257	21.2	285	35.4	300	21.9	310	22.4	294	32.1	284	25.3	302	32.4	289	35.4	285			343.8	273
2014	25.1	256	30.6	224	36.6	208	21.8	207	35.7	196	44.9	191	28.1	205	24.6	203	33.2	190	28.1	192	33.6	191	32.8	189			375.1	203
2013	35.7	305	29.9	292	28.5	264	32.0	237	31.5	239	34.7	231	34.6	229	25.5	228	24.0	213	28.4	202	32.5	210	26.5	234			363.6	241
2012	36.1	264	27.2	265	23.9	274	22.8	279	17.8	281	24.1	289	26.8	299	22.6	309	21.9	304	31.8	297	27.9	304	21.4	307			304.4	288
2011	24.8	294	24.6	277	31.4	274	17.1	266	32.9	262	30.4	271	25.4	282	26.2	282	20.8	267	23.4	265	33.8	266	23.8	261			314.5	272
2010	27.9	284	29.1	295	33.5	280	24.6	261	41.6	235	33.7	222	27.2	216	25.1	250	17.9	249	18.3	250	30.5	254	21.0	270			330.6	255



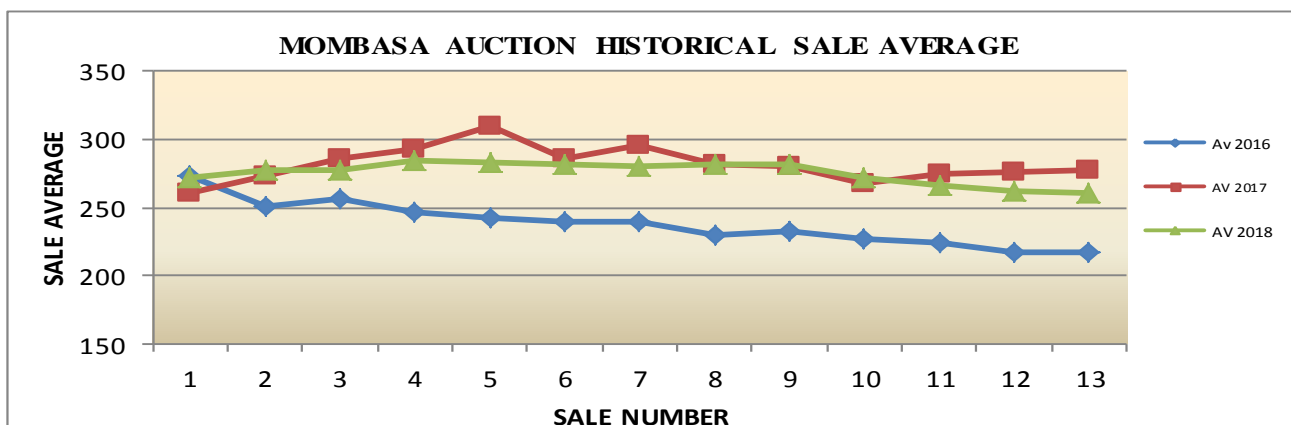
March includes sold kilos and average price for sale 10, 11, 12 and 13.

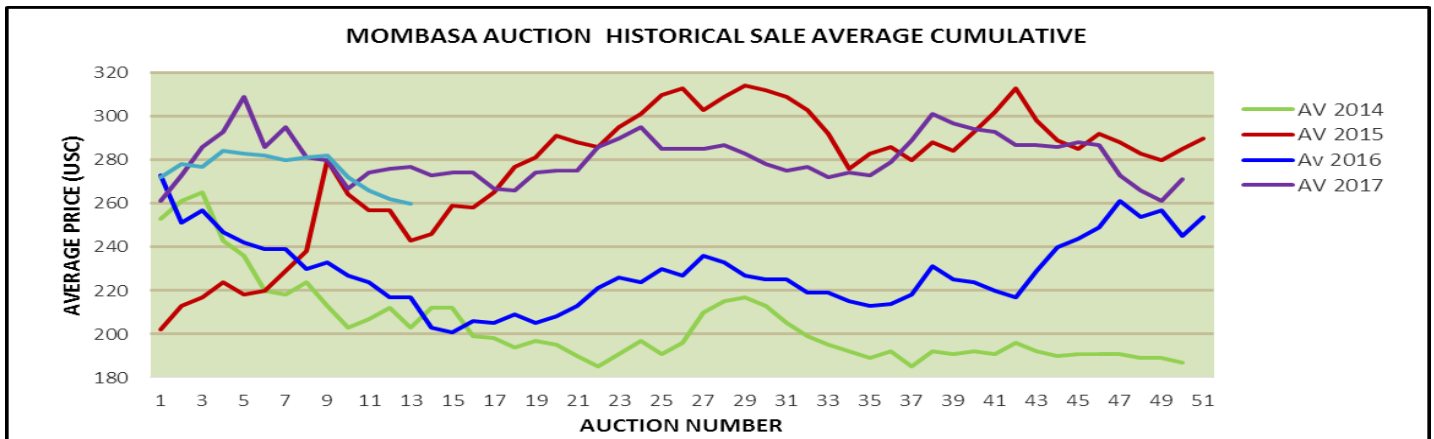
Kilos Sold By Country - Sale no. 13 & Cumulative to date (2017 vs 2018)

	Current Sale 13/2018		Same Sale Last Year 13/2017		Year To Date Sale 01-13/2018		Last Year To Date Sale 01-13/2017	Variance 2018 vs 2017
	Pkgs	Kilos	Pkgs	Kilos	Pkgs	Kilos	Kilos	Kilos
KENYA	89,120	5,979,628.00	76,259	5,087,858.00	1,304,458	86,942,858.30	73,716,824.00	13,226,034
UGANDA	15,900	883,278.00	11,219	640,144.00	251,763	14,057,613.00	11,924,431.00	2,133,182
BURUNDI	2,320	152,416.00	2,540	163,114.00	33,398	2,131,147.00	2,789,888.00	(658,741)
TANZANIA	5,200	280,911.00	1,860	100,816.00	56,780	3,017,737.00	1,089,105.50	1,928,632
RWANDA	5,580	377,504.00	5,580	377,907.50	79,970	5,436,387.00	5,185,399.10	250,988
MALAWI							73,544.00	(73,544)
MOZAMBIQUE	715	22,456.00	400	22,344.00	3,875	179,640.00	48,776.00	130,864
DR CONGO	120	7,744.00	200	11,312.00	1,400	85,880.00	74,646.00	11,234
ETHIOPIA					4,000	194,021.00		194,021
TOTALS:	118,955	7,703,937.00	98,058.0	6,403,495.50	1,735,644	112,045,283.30	94,902,613.60	16,948,649

Mombasa Auction - Historical Averages Comparative 2016 - 2018

SALE NO.	Av 2016	AV 2017	AV 2018	2018								
				BP1	PF1	PD	D1	BP2	PF2	D2	FNGS	BMF
1	273	261	272	262	287	293	290	195	185	185	171	142
2	251	273	278	277	294	298	299	201	180	184	174	138
3	257	286	277	276	301	298	302	196	175	188	166	131
4	247	293	284	278	310	298	303	204	184	191	169	130
5	242	309	283	269	306	301	310	204	179	201	169	126
6	239	286	282	277	303	300	317	190	175	197	164	125
7	239	295	280	274	300	302	309	202	186	204	166	131
8	230	281	281	278	298	301	307	203	180	199	169	129
9	233	280	282	284	300	300	304	197	182	195	172	130
10	227	267	272	263	289	296	301	199	187	204	171	131
11	224	274	266	262	284	279	278	210	178	194	169	128
12	217	276	262	256	279	282	282	185	181	186	167	127
13	217	277	260	253	288	261	268	187	181	179	172	130
Average	238	281	276	270	296	294	299	199	181	193	169	131





**Actual Packages on offer for coming sale 14 of 3rd – 4th April, 2018
(By Grade / by Country)**

	BP1	PF1	PD	DUST1	BP2	PF2	DUST2	FNGS	BMF	Total
KENYA	14,140	37,660	21,120	8,100	740	800	2,380	3,860	1,360	90,160
UGANDA	1,540	3,160	3,800	1,660	100	940	480	2,440	2,318	16,438
TANZANIA	920	3,460	940	460	320	280	180	800	1,280	8,640
RWANDA	1,780	2,620	920	600	620	320	400	280	20	7,560
BURUNDI	600	1,680	400	120	0	0	20	120	0	2,940
MOZAMBIQUE	0	0	0	0	0	0	0	0	520	520
DR CONGO	0	120	120	40	0	0	0	0	0	280
Total	18,980	48,700	27,300	10,980	1,780	2,340	3,460	7,500	5,498	126,538

**Upcoming Auction Offerings by Country
Sale no. 14 and 15/ 2018**

COUNTRY	Sale 14/ 2018 (Actual packages)		Sale 15/ 2018		VARIANCE Kgs
	Pkgs	Kgs	Pkgs	Kgs	
KENYA	90,160.00	6,031,025.00	93,380.00	6,293,182.00	262,157.00
UGANDA	16,438.00	944,169.00	16,580.00	955,445.00	11,276.00
RWANDA	7,560.00	512,992.00	8,340.00	566,306.00	53,314.00
BURUNDI	2,940.00	187,280.00	3,820.00	238,758.00	51,478.00
TANZANIA	8,640.00	477,543.00	5,387.00	300,744.00	(176,799.00)
D R CONGO	280.00	18,424.00			
MOZAMBIQUE	520.00	15,948.00	800.00	45,144.00	29,196.00
ETHIOPIA			700	26,560.00	26,560.00
TOTALS:	126,538.00	8,187,381.00	129,007	8,426,139.00	257,182.00

MAIN GRADE COMPARATIVE RANKINGS – SALE 13 2018

Mark	BP1				Mark	PF1				Mark	PD				Mark	DUST1			
	Pre	Lo	High	De		Prev	Low	Hig	Dev		Pre	Low	Hig	De		Prev	Lo	Hig	Dev
1 KITABI		390	400		NYABIHU		378	386		NYABIHU		462	462	NYABIHU	390	510	510	120	
2 RUBAYA	405	360	378	-27	KITABI	356	360	369	13	KITABI	442	440	440	-2	GATHUTHI		355	355	
3 NYABIHU	390	362	362	-28	MUNUNGA	358	356	364	6	RUBAYA	375	399	399	24	KATHANGARIRI	360	330	342	-18
4 GACHARAGE	356	349	350	-6	RUKURIRI	356	352	364	8	GATHUTHI	358	354	354	-4	KIMUNYE	346	340	340	-6
5 KATHANGARIRI	345	329	342	-3	GATHUTHI	352	358	362	10	KATHANGARIRI	356	348	352	-4	IMENTI	347	329	337	-10
6 MUNGANIA	330	305	334	4	KIMUNYE	348	350	360	12	MUNUNGA	354	340	350	-4	KIONYO	334	334	334	0
7 IMENTI	335	313	333	-2	KATHANGARIRI	366	354	358	-8	IMENTI	345	335	348	3	MAKOMBOKI		333	333	
8 NJUNU	326	328	328	2	NJUNU	340	347	352	12	GACHARAGE	346	340	342	-4	GACHARAGE	342	330	332	-10
9 RUKURIRI	330	307	325	-5	GACHARAGE	357	346	350	-7	KIMUNYE	347	336	342	-5	KAGWE	332	324	330	-2
10 CHINGA	300	304	324	24	MUNGANIA	354	344	350	-4	NDUTI	340	330	340	0	KAMBAA	334	328	330	-4
11 GITHONGO	318	300	323	5	IMENTI	346	338	348	2	NJUNU	342	334	340	-2	MUNGANIA	340	325	330	-10
12 KIMUNYE		305	322		NDIMA	334	348	348	14	MUNGANIA	344	330	338	-6	RUKURIRI		330	330	
13 GITUGI	328	314	320	-8	RAGATI	328	338	342	14	RUKURIRI	345	335	335	-10	KANGAITA	336	328	328	-8
14 MUNUNGA	321	300	320	-1	IRIAINI	330	338	342	12	RAGATI	338	330	334	-4	KANYENYA	334	328	328	-6
15 THETA	327	296	320	-7	MAKOMBOKI	336	334	342	6	KANYENYA	338	330	334	-4	KIRU	334	318	328	-6
16 NDARUGU	311	291	319	8	THETA	334	340	342	8	KIONYO	338	325	334	-4	MUNUNGA	336	328	328	-8
17 MATA	300	295	318	18	RUBAYA	338	330	341	3	IKUMBI	340	330	332	-8	NGERE	334	320	328	-6
18 KIONYO	310	318	318	8	IKUMBI	336	333	340	4	KAGWE	340	330	332	-8	THETA	336	325	328	-8
19 SHAGASHA	295	225	316	21	KAMBAA	337	340	340	3	KIRU	342	328	332	-10	NDIMA	336	325	325	-11
20 GATUNGURU	309	280	316	7	KANGAITA	338	336	340	2	MAKOMBOKI	344	325	332	-12	NJUNU		325	325	
21 IGEMBE	298	311	315	17	NDARUGU	328	339	340	12	NGERE	340	330	332	-8	IKUMBI	332	324	324	-8
22 IRIAINI	309	294	314	5	GATUNGURU	328	336	338	10	WERU	338	328	332	-6	NDARUGU	336	320	324	-12
23 THUMAITA	320	310	314	-6	GITHAMBO	336	336	338	2	GITHAMBO	338	328	330	-8	GATUNGURU	332	310	322	-10
24 NDIMA	312	310	312	0	GITUGI	340	334	338	-2	GITHONGO	340	325	330	-10	KINORO	330	316	322	-8
25 GATHUTHI	325	292	310	-15	KAGWE	333	338	338	5	GITUGI	340	330	330	-10	GITHAMBO		320	320	
26 NGERE	319	310	310	-9	MATAARA	328	335	338	10	IRIAINI	340	330	330	-10	MATAARA	332	320	320	-12
27 MICH	301	280	308	7	NDUTI	329	335	338	9	KAMBAA	340	330	330	-10	NDUTI	334	320	320	-14
28 KANYENYA	298	286	306	8	NGERE	334	336	338	4	KANGAITA	340	330	330	-10	THUMAITA	334	314	320	-14
29 GISOVU	310	302	304	-6	THUMAITA	336	330	338	2	KIEGOI	338	330	330	-8	KAPKO	297	318	318	21
30 IKUMBI	307	280	302	-5	KANYENYA	328	330	336	8	KINORO	338	326	330	-8	GITHONGO	328	318	318	-10
31 GISAKURA	306	300	300	-6	KIONYO	338	332	336	-2	MATAARA	338	330	330	-8	GITUGI	326	318	318	-8
32 KARONGI		300	300		WERU	338	328	336	-2	NDARUGU	340	325	330	-10	WERU	326	310	316	-10
33 KAGWE	310	289	300	-10	KINORO	334	330	335	1	NDIMA	342	330	330	-12	RAGATI	330	315	315	-15
34 KAMBAA	308	295	300	-8	GITHONGO	336	330	334	-2	THETA	342	330	330	-12	MATA	316	305	311	-5
35 KIEGOI	306	295	300	-6	KIRU	330	330	334	4	THUMAITA	340	325	330	-10	TEZA	320	311	311	-9
36 KIRU	305	294	300	-5	KIEGOI	336	332	333	-3	MICH	335	326	329	-6	MOMUL	315	295	310	-5
37 NDUTI	298	285	299	1	CHINGA	338	332	332	-6	CHINGA	338	325	325	-13	MULINDI	310	300	300	-10
38 WERU	302	275	298	-4	GACHEGE	325	332	332	7	MULINDI	305	300	325	20	SANGANYI	310	298	300	-10
39 MATAARA	300	285	296	-4	IGEMBE	330	331	331	1	GACHEGE	335	320	325	-10	SIONGO		300	300	
40 MAKOMBOKI	302	280	295	-7	NSHILI KIVU	317	323	327	10	GATUNGURU	338	325	325	-13	BOITO	285	296	296	11
41 KINORO	302	278	294	-8	KARONGI		319	321		IGEMBE	338	325	325	-13	GIANCHORE		296	296	
42 OLENG	296	292	292	-4	RUTSIRO	315	307	318	3	MUSHUBI	331	320	320	-11	NYANKOBA	324	296	296	-28
43 GITHAMBO	306	282	292	-14	MATA	310	305	317	7	MATA	305	316	316	11	OLENG	310	295	295	-15
44 NSHILI KIVU	308	290	290	-18	MICH	330	310	317	-13	KARONGI		315	315		MUDETE	294	288	290	-4
45 GACHEGE	290	289	289	-1	MOMUL	310	310	313	3	GATARE	318	310	314	-4	MWAMU		280	288	
46 RAGATI	306	285	286	-20	GISAKURA	320	310	312	-8	GISOVU		310	310		TEGAT	300	287	287	-13
47 PFUNDA	280	276	282	2	OLENG	315	310	312	-3	NSHILI KIVU	320	307	310	-10	TIRGAGA	292	286	286	-6
48 MOMUL	284	268	280	-4	GISOVU	310	310	310	0	SIONGO	314	298	306	-8	MOGOGO	298	285	285	-13
49 SIONGO	282	270	278	-4	SHAGASHA	315	302	310	-5	MOMUL	317	305	305	-12	KAPKATET	298	277	285	-13
50 TEZA	280	275	277	-3	SANGANYI	300	300	310	10	OLENG	319	305	305	-14	RWEGURA	292	282	282	-10
51 MULINDI	280	276	276	-4	GATARE	300	300	306	6	SHAGASHA	305	302	305	0	LITEIN	290	276	280	-10
52 GIANCHORE	274	269	274	0	GIANCHORE	298	300	306	8	SANGANYI	304	298	302	-2	ROROK	295	280	280	-15
53 TORA	282	270	274	-8	NYANKOBA	301	304	306	5	TEZA	300	298	298	-2	TORA		280	280	
54 KEBIRIGO	270	265	273	3	SIONGO	301	306	306	5	GIANCHORE	298	288	296	-2	IJENDA		276	276	
55 NYANKOBA	275	268	272	-3	CHELAL	294	298	304	10	KEBIRIGO	290	296	296	6	TOROR		274	274	
56 SANGANYI	275	268	272	-3	MABAYI	293	300	304	11	GISAKURA	312	295	295	-17	KARIRANA	278	269	272	-6
57 EBEBEGE	265	265	271	6	TEZA	296	301	304	8	NYANKOBA	314	295	295	-19	NDARAWETTA	266	272	272	6
58 MOKAMA	265	267	271	6	MOGOGO	292	297	302	10	OGEMBO	290	289	295	5	TOMBE	284	272	272	-12
59 OGEMBO	267	268	271	4	CHEMOMI	280	292	302	22	MOGOGO	294	280	290	-4	ITUMBE		270	270	
60 TIRGAGA	267	260	270	3	TIRGAGA	292	298	301	9	KAPKATET	287	284	290	3	KAPSET	280	270	270	-10

61	CHELAL	265	265	270	5	KAPKATET	290	298	300	10	MOKAMA	290	288	290	0	KIBWARI	270	270	270	0
62	KAPTUMO	264	266	270	6	KEBIRIGO	289	296	300	11	MUDETE	294	288	290	-4	KOBEL	280	268	268	-12
63	MABAYI		270	270		OGEMBO	290	298	299	9	CHELAL	300	285	289	-11	PFUNDA	267	268	268	1
64	MWAMU	276	267	270	-6	KAPKO	290	294	298	8	IJENDA		284	289		DL TEAS	268	264	268	0
65	RWEGURA		270	270		CHEBUT	288	288	298	10	MOTIGO	280	274	288	8	KAMARYA		268	268	
66	TEGAT	267	265	268	1	ITUMBE	288	294	298	10	NYAMACHE	298	285	288	-10	KIP KOIMET		268	268	
67	BOITO	265	265	267	2	KAPSET	288	294	298	10	TIRGAGA	298	286	287	-11	CHEBUT	280	267	267	-13
68	CHEBUT	266	265	267	1	KAPTUMO	288	290	298	10	ITUMBE	282	280	286	4	REYNA	273	266	266	-7
69	KAPKATET	267	262	267	0	LITEIN	286	296	298	12	EBEREGE	290	282	285	-5	SOKOT	272	266	266	-6
70	LITEIN	267	265	267	0	MOKAMA	288	294	298	10	MABAYI	298	285	285	-13	KAIMOSI	266	264	264	-2
71	MOTIGO	266	266	267	1	MWAMU	290	280	298	8	MWAMU	298	284	284	-14	KEPCHOMO	270	262	264	-6
72	KAPKO	265	262	266	1	NYAMACHE	288	292	298	10	TEGAT	282	272	283	1	KAPCHORUA	260	260	262	2
73	MOGOGO	269	264	266	-3	TOROR	290	292	298	8	KAPKO	282	275	282	0	NGORONGO	268	260	260	-8
74	TOMBE	264	260	266	2	BOITO	289	290	296	7	CHEBUT	280	281	282	2	SITOI	260	260	260	0
75	ITUMBE	264	265	265	1	EBEREGE	290	296	296	6	KAPSET		260	282		CHANGOI	260	260	260	0
76	KAPSET	262	262	265	3	KAPSARA	286	286	296	10	LITEIN	291	275	282	-9	TAITO	268	260	260	-8
77	NYAMACHE	265	265	265	0	MOTIGO	290	296	296	6	ROROK	286	277	280	-6	MANARET		258	258	
78	MUDETE	267	262	262	-5	MUDETE	291	296	296	5	TOROR	290	275	280	-10	TOIYOI		258	258	
79	TOROR	262	260	261	-1	ROROK	286	292	296	10	BOITO	294	275	279	-15	ELGON TEA	254	254	256	2
80	KAPSARA	265	260	260	-5	TEGAT	282	294	296	14	KAPTUMO	280	268	276	-4	SETYON	256	256	256	0
81	CHEMOMI	252	250	250	-2	TOMBE	290	294	294	4	TOMBE	280	270	276	-4	KIPTAGICH		254	254	
82	CYOHHA	250	240	246	-4	KOBEL	284	288	292	8	KOBEL	280	270	274	-6	MBOGO TEA	250	254	254	4
83	NDARAWETTA	252	244	244	-8	MULINDI	285	289	290	5	SIRET	270	266	272	2	TINET	254	249	254	0
84	KAMARYA	244	232	242	-2	NJERU	284	264	288	4	CHEMOMI	278	270	270	-8	KIPCHABO	240	250	250	10
85	KARIRANA	242	238	238	-4	RWEGURA	288	285	285	-3	KAPSARA	278	270	270	-8	METTARORA		231	240	
86	SIRET	248	226	238	-10	NDARAWETTA	270	270	280	10	RWEGURA	295	270	270	-25	KIPTENDEN	232	225	225	-7
87	REYNA	244	225	235	-9	CHEBANGO	268	276	278	10	TORA		270	270		KIPKEBE	239	224	224	-15
88	KIPCHABO	182	175	235	53	IJENDA	288	277	277	-11	KARIRANA	272	262	269	-3	CUPATEA	230	221	221	-9
89	MANARET	238	216	228	-10	KARIRANA	270	260	270	0	PFUNDA	278	268	268	-10	CHIMCHIM	232	220	220	-12
90	KIBWARI	243	228	228	-15	KAMARYA	270	268	270	0	KAMARYA	272	268	268	-4	BUHWEJU	222	216	218	-4
91	KEPCHOMO	240	224	226	-14	KIBWARI	270	268	270	0	KIBWARI	270	268	268	-2	ITONA		216	216	
92	EMROK		225	225		KIP KOIMET		268	270		KAIMOSI	266	264	266	0	TILYA		214	214	
93	SOKOT	242	225	225	-17	TORA	278	270	270	-8	KIP KOIMET		264	266		KAISUGU		200	210	
94	CHEBANGO	223	220	220	-3	MANARET	260	254	268	8	CHEBANGO	260	262	264	4	IGARA	220	210	210	-10
95	TAITO	220	210	214	-6	REYNA	264	264	268	4	DL TEAS	268	260	264	-4	KIPSINENDE	221	210	210	-11
96	MBOGO TEA		190	204		SIRET	259	258	268	9	KAPCHORUA	264	264	264	0	LIVINGSTONIA		210	210	
97	KIPTAGICH		200	200		KEPCHOMO	268	268	268	0	KEPCHOMO	270	262	264	-6	SAKAWA		209	209	
98	MARAMBA	200	190	200	0	SOKOT	268	268	268	0	NDARAWETTA		260	264		KELUNET	215	206	208	-7
99	NGORONGO	180	192	200	20	RUKERI	260	262	262	2	NGORONGO	266	258	262	-4	LELAGOIN	210	188	206	-4
100	SETYON	218	190	200	-18	TAITO	262	262	262	0	REYNA	269	262	262	-7	DINDIRA	200	203	203	3
101	MASINGI	210	200	200	-10	DL TEAS	244	235	260	16	CYOHHA		258	262		GLOBAL VILLAGE	211	200	200	-11
102	SIOMO	210	200	200	-10	KAPCHORUA	244	256	258	14	SOKOT	272	262	262	-10	SWAZI	207	185	198	-9
103	TINET		180	198		KIPCHABO	249	246	257	8	SITOI	260	259	261	1	NYARINDA		194	195	
104	TOIYOI	198	198	198	0	SETYON	234	244	255	21	EMROK	267	260	260	-7	MUGOMA		194	194	
105	KAYONZA	190	174	176	-14	MBOGO TEA	250	250	252	2	MANARET	257	256	260	3	IKANGA		190	190	
106	CHEBOSWA	180	170	170	-10	KAIMOSI	250	250	252	2	CHANGOI	266	260	260	-6	BUGAMBE	214	180	180	-34
107	RWAKA		170	170		CYOHHA	244	246	249	5	TAITO	268	260	260	-8	MBAYO		180	180	
108	SWAZI	166	170	170	4	SIOMO	239	247	249	10	TOIYOI		260	260		CHIVANJEE		180	180	
109	MUGOMA	157	168	168	11	ELGON TEA	242	247	247	5	SETYON	257	250	258	1	KYAMUHUNGA	209	180	180	-29
110	ITONA	160	158	168	8	KIPTAGICH		246	246		KIPTAGICH	257	254	256	-1	TORO	178	162	174	-4
111	KIBENA		165	165		SITOI	230	242	246	16	KEBEN	260	256	256	-4	KAKONDE	196	170	172	-24
112	JAMJI		162	164		TINET		240	246		MARAMBA	260	220	255	-5	MAHENYE		171	171	
113	KERICHO		155	164		MARAMBA	236	242	242	6	ELGON TEA	259	252	254	-5	KIKO	170	168	168	-2
114	KORUMA		162	162		KIPTENDEN	232	237	241	9	TINET	258	249	254	-4	ANKOLE	190	164	166	-24
115	ANKOLE	158	156	162	4	CHANGOI	236	240	240	4	MASINGI		254	254		RUSEKERE	158	159	159	1
116	KIKO	161	156	162	1	NGORONGO	236	215	239	3	TINDERET	262	252	254	-8	MABALE	160	156	156	-4
117	KYAMUHUNGA	152	156	162	10	TINDERET	227	235	237	10	MBOGO TEA	251	250	252	1	KIAMARA		150	150	
118	MOGENI		162	162		TOIYOI	232	236	236	4	KIPCHABO	252	252	252	0	KIJURA	168	150	150	-18
119	TAGABI	160	161	161	1	KAYONZA	238	230	232	-6	SIOMO	254	252	252	-2	MITYANA	150	147	147	-3
120	IGARA	166	160	160	-6	SAPTET		210	231		METTARORA		230	244		ARC MOUNTAIN				

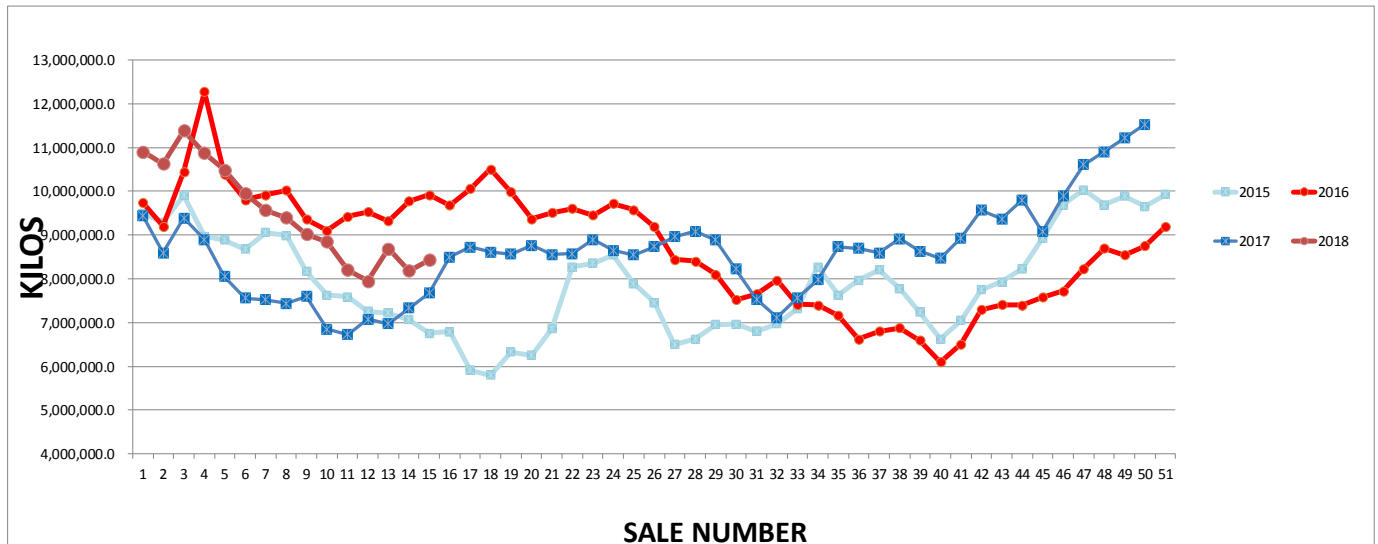
121	TILYA	160	158	158		KAPSONGOI	218	230	230	12	KAYONZA	236	240	240	4	ARROKET
122	ARC MOUNTAIN	158	158			ARROKET		228	228		RWAKA	228	237	237	9	CHA MURRECE
123	KIPTENDEN	160	158	158	-2	METTARORA		220	222		KIPSINENDE	221	234	234	13	CHEBOSWA
124	NGOINA	165	158	158	-7	KIPSINENDE	202	220	222	20	ARROKET	235	225	230	-5	CHINGA
125	BUGAMBE		156	156		KIPKEBE	228	220	220	-8	KERITOR		220	226		EMROK
126	IKANGA		156	156		LELAGOIN	216	216	220	4	CHEBOSWA	226	205	225	-1	GATARE
127	MWENGE		154	156		TILYA	222	220	220	-2	SAPTET	220	223	223	3	GISAKURA
128	BUHWEJU	160	154	154	-6	KAISUGU	216	200	219	3	KIPTENDEN	231	222	222	-9	GISOVU
129	GLOBAL VILLAG	156	154	154	-2	KELUNET	214	212	215	1	CHIMCHIM	228	214	220	-8	JAMJI
130	KIJURA	154	154	154	0	RWAKA		213	214		KERICHO		205	220		KAPTIEN
131	MITYANA	150	154	154	4	TILUET	208	214	214	6	CUPATEA	232	219	219	-13	KARAMBI
132	MUNOBWA	152	154	154	2	SAKAWA	220	210	212	-8	KIPKEBE	238	212	216	-22	KARONGI
133	NYAMBYA		154	154		KERITOR	205	205	209	4	ITONA		210	216		KERICHO
134	RUSEKERE	154	152	152	-2	CHIMCHIM	215	196	200	-15	TILYA	234	198	214	-20	KIBENA
135	MAHENYE		152	152		ITONA	218	190	200	-18	KOIWA	220	200	212	-8	KITABI
136	MWERA	146	152	152	6	LIVINGSTONIA	190	197	197	7	KORUMA		210	212		KOIWA
137	CHIVANJEE	152	150	150	-2	MUFINDI		192	194		CHEMAMUL	230	210	212	-18	KORUMA
138	KIGUMBA		150	150		BUHWEJU	192	190	192	0	LIVINGSTONIA	212	212	212	0	MABROUKIE
139	TORO	155	150	150	-5	MUGOMA	198	190	190	-8	SAKAWA		205	211		MARAMBA
140	ARROKET					IKANGA	192	176	190	-2	NGOINA		210	210		MARVERA
141	CHA MURRECE					IGARA	190	170	180	-10	KABIANGA	224	210	210	-14	MICHI
142	CHIMCHIM					MOGENI	170	166	180	10	MUFINDI		210	210		MUSHUBI
143	CUPATEA					BUGAMBE	200	178	178	-22	ARC MOUNTAIN		208	208		NGOINA
144	DINDIRA					MBAYO		156	175		BUHWEJU	220	200	208	-12	NSHILI KIVU
145	ELGON TEA					KYAMUHUNGA	180	160	172	-8	LELAGOIN	212	188	208	-4	RUBAYA
146	GATARE					NYARINDA	181	172	172	-9	IGARA		206	206		RUTSIRO
147	KAISUGU					BWIINDI	178	170	170	-8	JAMJI		205	205		RWAKA
148	KAPTIEN					MAGURA	168	168	170	2	TAGABI		205	205		SAPTET
149	KARAMBI					SWAZI	174	160	170	-4	SISIBA		203	205		SHAGASHA
150	KELUNET					KAPTIEN	165	164	166	1	TILUET	219	205	205	-14	SIRET
151	KIPKEBE					MAHENYE		165	165		KAISUGU	217	198	204	-13	TAGABI
152	KOBEL					CHIVANJEE		160	164		KELUNET	220	190	199	-21	BULWA
153	KOIWA					GLOBAL VILLAGE	178	162	162	-16	BWIINDI	216	192	198	-18	BUZIRASAGAMA/
154	LELAGOIN					MUNOBWA	164	162	162	-2	NYARINDA	216	185	196	-20	BWIINDI
155	MABROUKIE					KIKO	165	160	160	-5	MOGENI	217	187	195	-22	CHEBANGO
156	MARVERA					KARAMBI	164	154	158	-6	MUGOMA		190	194		CHELAL
157	MBAYO					KIJURA	164	158	158	-6	IKANGA		190	194		CHEMAMUL
158	METTARORA					NYAMBYA	160	158	158	-2	SWAZI		180	194		CHEMOMI
159	MUSHUBI					ANKOLE	156	152	156	0	GLOBAL VILLAC	209	185	191	-18	CYOHOKA
160	RUTSIRO					KIAMARA	155	156	156	1	KYAMUHUNGA	211	185	185	-26	EBEREGE
161	SAKAWA					TORO	161	152	152	-9	BUGAMBE	214	180	180	-34	GACHEGE
162	SAPTET					MWENGE	157	148	150	-7	MAGURA		180	180		HIMA
163	SITOI					MITYANA	152	147	147	-5	MUZIZI	222	180	180	-42	IGEMBE
164	BULWA					MARVERA		144	144		CHIVANJEE		170	176		IRIAINI
165	BUZIRASAGAMA					ARC MOUNTAIN					MAHENYE		172	172		KABIANGA
166	BWIINDI					CHA MURRECE					KAKONDE		170	170		KAPSARA
167	CHANGOI					CHEBOSWA					TORO	158	152	164	6	KAPSONGOI
168	CHEMAMUL					CUPATEA					ANKOLE	190	150	158	-32	KAPTUMO
169	DL TEAS					DINDIRA					KIKO		155	155		KAYONZA
170	HIMA					EMROK					KIAMARA	154	152	152	-2	KEBEN
171	IJENDA					JAMJI					KIJURA	176	150	150	-26	KEBIRIGO
172	KABIANGA					KERICHO					MWENGE	158	140	150	-8	KERITOR
173	KAIMOSI					KIBENA					MITYANA		147	147		KIEGOI
174	KAKONDE					KOIWA					MABALE		146	146		KIGEZI HIGHLAN

SECONDARY GRADES

Mark	BP/2			Mark	PF/2			Mark	DUST/2			Mark	FNGS/1/2			Mark	BMF			
	Prev	Low	Hia		Prev	Low	Hiah		Prev	Low	Hia		Prev	Low	Hia		Pre	Low	Hia	
1	RUBAYA	305	305	305	NSHLI KIVU	283	280	280	KITABI	350	345	345	KARONGI	250	250	HIMA	144	150	150	
2	KITABI	312	295	303	MATA	272	272	276	RUBAYA	310	305	305	KITABI	240	240	ARC MOUNTAIN	144	144	144	
3	MATA	260	260	265	MULINDI	262	271	271	MULINDI	214	219	284	MATA	230	240	CHEBOSWA	143	144	144	
4	GISOVU	244	244	244	KINIHIRA	260	260	260	GACHARAGE	268	268	268	GATARE	234	234	ELGON TEA	148	144	144	
5	PFUNDA	215	215	219	GISAKURA	243	250	254	MOMUL	265	265	265	CHEBANGO	230	216	216	SETYON	129	134	142
6	SHAGASHA	201	195	195	MANARET	208	224	224	RAGATI	260	260	260	GACHARAGE	200	216	216	BUHWEJU	128	136	138
7	KARIRANA	173	180	194	KAYONZA	212	217	217	KIONYO	252	250	250	MULINDI	195	205	213	MABALE	126	130	138
8	CHEBANGO	194	188	188	DL TEAS	192	200	210	ROROK	240	240	240	SHAGASHA	222	202	212	ANKOLE	128	127	137
9	CHEBOSWA	182	186	186	MBOGO TEA	208	198	200	MOTIGO	234	234	234	KATHANGARIRI	200	212	212	CHA MURRECE	132	115	136
10	REYNA	180	185	185	CUPATEA	185	196	196	MUNUNGA	216	216	216	GISAKURA	210	210	210	SITOI	132	136	136
11	TAITO	188	180	183	MABROUKIE	188	196	196	KAYONZA	232	182	215	THUMAITA	199	210	210	KIPCHABO	150	134	136
12	MARAMBA	189	180	182	ELGON TEA	196	193	195	MANARET	212	213	213	MOMUL	184	204	204	KYAMUHUNGA	132	135	136
13	KOIWA	165	180	180	SIOMO	200	186	188	EBEREGE	212	212	212	OLENG	198	198	204	LIVINGSTONIA	146	136	136
14	KERICHO	175	178	178	TILYA	188	188	188	KIPTAGICH	194	205	210	KAMBAA	185	204	204	SOKOT	136	136	136
15	MBOGO TEA	175	176	176	IGARA	180	180	180	KYAMUHUNGA	204	204	204	KIMUNYE	185	204	204	BUGAMBE	130	134	134
16	NGORONGO	176	172	174	KERITOR	162	175	175	KIEGOI	202	202	202	MAKOMBOKI	187	204	204	MARAMBA	134	134	134
17	CHIMCHIM	165	172	173	BUHWEJU	168	173	173	GIANCHORE	200	200	200	MUNGANIA	187	203	203	KABIANGA	128	134	134
18	KIPTAGICH	170	170	170	SAKAWA	170	171	171	TEZA	208	200	200	MUNUNGA	202	202	202	MWENGE	129	126	134
19	CHIVANJEE	155	159	159	MUGOMA	178	170	170	KIPCHABO	196	196	196	THETA	170	202	202	KUJURA	124	126	133
20	BWINDI	158	158	158	BWINDI	172	168	170	NYANKOBA	195	195	195	KIRU	185	201	201	KAISUGU	137	130	132
21	MABALE	154	158	158	RUSEKERE	169	166	166	GATUNGURU	200	194	194	WERU	185	201	201	MBOGO TEA	128	132	132
22	RUSEKERE	156	156	156	BUZIRASAGAMA	172	166	166	REYNA	176	191	191	GITHONGO	185	198	198	DL TEAS	130	132	132
23	ARC MOUNTAIN	154	154	154	KIGEZI HIGHLAND	174	166	166	BUHWEJU	189	189	189	KANGAITA	186	198	198	GLOBAL VILLAGE	128	130	132
24	BULWA	154	154	154	ARC MOUNTAIN	164	164	164	SETYON	188	164	189	KINORO	185	196	198	ITONA	130	132	132
25	KIGUMBA	154	154	154	CHIVANJEE	155	162	162	MBAYO	187	187	187	NDARUGU	180	198	198	KIP KOIMET	132	132	132
26	KIGEZI HIGHLAND	152	152	152	GLOBAL VILLAGE	168	160	160	SIOMO	153	162	185	KIPTAGICH	175	176	196	KIPSINENDE	128	132	132
27	KIJURA	150	151	151	KIAMARA	160	160	160	SAKAWA	174	142	182	IJENDA	195	195	195	MAHENYE	132	132	132
28	MWERA	146	150	150	KUJURA	174	152	160	CHEBANGO	187	182	182	SETYON	210	192	192	NGORONGO	132	130	130
29	MARVERA	145	145	145	MAGURA	154	160	160	CUPATEA	190	180	180	KIONYO	189	189	189	KAMARYA	128	130	130
30	ARROKET	145	145	145	NYAMBYA	164	160	160	KABIANGA	180	180	180	MICHI	178	188	188	KIBWARI	130	130	130
31	BUGAMBE	158	158	158	BULWA	158	158	158	KERITOR	178	178	178	KEPCHOMO	186	188	188	KIKO	128	130	130
32	BUHWEJU	160	155	155	DINDIRA	160	155	155	KAISUGU	170	150	176	CHEBOSWA	168	168	186	MAGURA	134	130	130
33	CHA MURRECE	162	154	154	MABALE	162	154	154	BUZIRASAGAMA	170	160	175	ELGON TEA	182	170	186	MUFINDI	130	130	130
34	CHINGA	154	154	154	TORO	154	154	154	CHINGA	183	174	174	EBEREGE	170	184	186	NYAMBYA	126	130	130
35	CUPATEA	148	148	152	KWAMKORO	150	148	152	IGARA	168	174	174	KAPKATET	170	178	186	TAITO	130	130	130
36	DINDIRA	148	148	148	MITYANA	148	148	148	NGORONGO	150	160	171	KAPSET	178	178	186	TOIYOI	130	130	130
37	ELGON TEA	140	140	140	MARVERA	128	140	140	IRIAINI	170	170	170	KAPTUMO	180	184	186	MUGOMA	128	129	129
38	EMROK	170	170	170	ARROKET	170	170	170	ITUMBE	170	170	170	KEBRIGO	174	173	186	SAKAWA	128	129	129
39	GATARE	160	136	168	MUGAMBE	160	136	168	MAGURA	160	136	168	LITEIN	180	184	186	KERICHO	127	128	128
40	GISAKURA	160	160	166	MUGOMA	160	160	166	MUGOMA	160	160	166	MWAMU	170	178	186	KOIVA	126	128	128
41	KAISUGU	164	164	164	RUSEKERE	164	164	164	NGERE	167	164	164	NGERE	187	185	186	RUSEKERE	124	126	128
42	KAPKO	160	162	162	KARIRANA	160	162	162	ROROK	170	170	186	ROROK	170	170	186	BULWA	122	128	128
43	KARONGI	168	160	160	MBOGO TEA	168	160	160	KOBEL	172	182	184	KOBEL	172	184	184	CHIVANJEE	126	128	128
44	KIBENA	150	158	158	DL TEAS	150	158	158	MOGOGO	172	184	184	IGARA	174	184	184	IGARA	128	128	128
45	KOBEL	158	155	155	GATARE	158	155	155	TIRGAGA	174	184	184	KIAMARA	176	178	184	KIAMARA	125	128	128
46	KORUMA	160	155	155	GISOVU	160	155	155	CHELAL	176	178	184	KWAMKORO	176	178	184	KWAMKORO	124	126	128
47	MABROUKIE	155	155	155	KAISUGU	155	155	155	KIKO	155	155	155	KIPCHABO	170	170	184	MITYANA	124	128	128
48	MANARET	145	153	153	KAPKO	145	153	153	LIVINGSTONIA	145	153	153	NYANKOBA	176	182	184	MWERA	126	128	128
49	MBAYO	150	150	150	KARIRANA	150	150	150	EMROK	150	150	150	TOMBE	170	170	182	TORO	126	128	128
50	MICHI	146	146	146	KARONGI	146	146	146	KIGUMBA	140	146	146	TOROR	174	182	182	KAKONDE	124	124	124
51	MOGOGO	145	145	145	KERICHO	145	145	145	KIBENA	145	145	145	MBOGO TEA	181	179	181	MARVERA	100	116	117
52	MOMUL	145	145	145	MABALE	145	145	145	MOGENI	145	145	145	SITOI	181	181	181	ARROKET			
53	MUGOMA	142	142	142	MUNOBWA	150	142	142	KOIWA	145	180	180	KOIWA	145	180	180	CHIMCHIM			
54	MULINDI	140	140	140	KITABI	140	140	140	RAGATI	170	180	180	RAGATI	170	180	180	CHINGA			
55	NSHLI KIVU	140	140	140	KOBEL	140	140	140	CHEBUT	170	170	180	CHEBUT	170	170	180	CUPATEA			
56	OLENG	134	134	134	KOIWA	100	134	134	GACHEGE	170	180	180	GACHEGE	170	180	180	DINDIRA			
57	RAGATI	176	178	180	KORUMA	176	178	180	MOTIGO	176	178	180	MOTIGO	176	178	180	EMROK			
58	SAKAWA	170	174	180	MARAMBA	170	174	180	MUDETE	170	174	180	MUDETE	170	174	180	GATARE			
59	SETYON	170	180	180	MBAYO	170	180	180	SANGANYI	170	180	180	SANGANYI	170	180	180	GISAKURA			
60	SITOI	176	178	178	MICHI	176	178	178	KAPKO	176	178	178	KAPKO	176	178	178	GISOVU			
61	TAGABI	174	174	178	MOGOGO	174	174	178	BOITO	174	174	178	BOITO	174	174	178	KAPKO			
62	TIRGAGA	178	178	178	MOMUL	178	178	178	GITUGI	178	178	178	GITUGI	178	178	178	KARIRANA			
63	ANKOLE	170	178	178	NGORONGO	170	178	178	ITUMBE	170	178	178	ITUMBE	170	178	178	KARONGI			
64	BOITO	178	178	178	OLENG	178	178	178	MOKAMA	178	178	178	MOKAMA	178	178	178	KIBENA			
65	BUZIRASAGAMA	174	178	178	PFUNDA	174	178	178	OGEMBO	174	178	178	OGEMBO	174	178	178	KIPTAGICH			
66	CHEBUT	175	178	178	RAGATI	175	178	178	SIONGO	175	178	178	SIONGO	175	178	178	KITABI			
67	CHELAL	178	178	178	REYNA	178	178	178	KAPKO	178	178	178	TOIYOI	178	178	178	KOBEL			
68	DL TEAS	165	176	176	RUBAYA	165	176	176	GIANCHORE	165	176	176	GIANCHORE	165	176	176	KORUMA			
69	EBEREGE	170	169	175	SETYON	170	169	175	NYAMACHE	170	169	175	NYAMACHE	170	169	175	MABROUKIE			
70	GACHARAGE	170	174	174	SHAGASHA	170	174	174	TEGAT	170	174	174	TEGAT	170	174	174	MANARET			
71	GACHEGE	164	160	172	SITOI	164	160	172	BUHWEJU	164	160	172	BUHWEJU	164	160	172	MATA			
72	GATUNGURU	150	172	172	TAGABI	150	172	172	MABROUKIE	150	172	172	MABROUKIE	150	172	172	MBAYO			
73	GIANCHORE																			

CATALOGUE CLOSING FIGURES – 2017 Vs 2018

Sale No.	2015		2016		2017		2018		Diferencial 2018 Vs. 2017	
	Pkgs	Kilos	Pkgs	Kilos	Pkgs	Kilos	Pkgs	Kilos	Pkgs	Kilos
1	147,165	9,493,191.5	148,451	9,735,654.5	145,178	9,437,045.5	170,026	10,902,243.0	24,848	1,465,197.5
2	143,751	9,289,282.5	139,820	9,199,450.0	140,125	8,593,123.5	165,456	10,623,001.0	25,331	2,029,877.5
3	154,710	9,906,594.5	159,276	10,449,664.5	144,994	9,386,541.5	179,439	11,385,435.0	34,445	1,998,893.5
4	139,364	8,971,223.5	188,659	12,275,549.0	138,097	8,890,671.5	168,997	10,873,246.0	30,900	1,982,574.5
5	138,215	8,882,666.0	159,398	10,393,542.0	124,938	8,054,484.0	162,594	10,480,140.0	37,656	2,425,656.0
6	139,078	8,676,309.0	150,152	9,801,201.0	117,320	7,562,742.7	153,970	9,941,178.0	36,650	2,378,435.3
7	141,725	9,054,005.0	153,397	9,915,132.0	116,361	7,518,587.5	148,003	9,566,966.0	31,642	2,048,378.5
8	140,360	8,991,608.0	154,458	10,019,049.5	115,356	7,439,711.0	144,742	9,391,252.0	29,386	1,951,541.0
9	126,137	8,162,828.5	143,119	9,357,930.0	117,140	7,597,207.0	139,959	9,020,760.0	22,819	1,423,553.0
10	118,447	7,624,848.5	139,747	9,097,239.0	105,840	6,845,830.5	137,540	8,841,378.0	31,700	1,995,547.5
11	116,156	7,582,902.0	144,515	9,424,673.5	103,585	6,720,482.5	126,153	8,199,578.0	22,568	1,479,095.5
12	111,457	7,253,148.5	145,973	9,530,611.0	108,818	7,078,896.5	122,280	7,950,062.0	13,462	871,165.5
13	111,260	7,213,322.0	142,210	9,321,487.0	106,738	6,966,532.5	133,419	8,686,279.0	26,681	1,719,746.5
14	108,238	7,068,589.0	150,415	9,774,359.5	111,839	7,331,690.5	126,598	8,187,381.0	14,759	855,690.5
15	103,540	6,756,161.5	151,648	9,914,957.5	117,718	7,672,851.0	129,007	8,426,139.0	11,289	753,288.0
16	103,558	6,793,729.5	147,839	9,679,159.0	130,737	8,495,693.0			- 130,737	- 8,495,693.0
17	91,359	5,913,640.0	153,600	10,060,731.0	133,590	8,719,546.0			- 133,590	- 8,719,546.0
18	88,870	5,793,234.0	151,268	10,502,473.0	132,188	8,612,581.5			- 132,188	- 8,612,581.5
19	97,877	6,325,414.5	152,683	9,983,086.0	131,831	8,558,320.5			- 131,831	- 8,558,320.5
20	95,917	6,255,617.5	142,133	9,369,893.0	134,729	8,763,410.0			- 134,729	- 8,763,410.0
21	105,301	6,860,389.0	144,104	9,509,564.0	131,634	8,550,796.0			- 131,634	- 8,550,796.0
22	126,760	8,271,169.5	146,216	9,600,156.0	131,700	8,572,204.0			- 131,700	- 8,572,204.0
23	128,075	8,350,540.0	143,286	9,455,061.0	137,700	8,897,500.0			- 137,700	- 8,897,500.0
24	132,269	8,542,152.5	148,330	9,714,505.0	132,606	8,644,644.0			- 132,606	- 8,644,644.0
25	122,540	7,885,358.5	146,750	9,575,912.5	130,856	8,539,642.0			- 130,856	- 8,539,642.0
26	115,820	7,454,433.5	140,955	9,185,569.0	134,420	8,734,861.0			- 134,420	- 8,734,861.0
27	103,079	6,497,391.0	128,199	8,441,443.0	137,592	8,961,409.0			- 137,592	- 8,961,409.0
28	104,121	6,623,266.0	129,427	8,405,546.0	139,587	9,082,566.0			- 139,587	- 9,082,566.0
29	108,008	6,955,793.5	124,024	8,100,347.0	136,100	8,885,641.0			- 136,100	- 8,885,641.0
30	108,691	6,959,013.0	116,127	7,517,405.5	127,020	8,224,195.0			- 127,020	- 8,224,195.0
31	105,873	6,799,496.0	118,392	7,648,417.0	116,082	7,525,278.0			- 116,082	- 7,525,278.0
32	108,114	6,969,936.0	121,941	7,968,002.0	109,583	7,112,977.0			- 109,583	- 7,112,977.0
33	112,658	7,309,670.0	114,684	7,411,426.0	117,196	7,560,646.0			- 117,196	- 7,560,646.0
34	127,634	8,264,301.0	115,065	7,401,593.0	124,100	7,974,797.0			- 124,100	- 7,974,797.0
35	117,496	7,627,780.0	111,398	7,162,051.0	134,339	8,736,776.0			- 134,339	- 8,736,776.0
36	122,536	7,966,281.0	103,211	6,620,776.0	133,343	8,692,718.0			- 133,343	- 8,692,718.0
37	126,530	8,203,020.0	105,363	6,801,861.0	131,860	8,589,806.0			- 131,860	- 8,589,806.0
38	119,001	7,777,556.0	105,991	6,874,694.0	136,152	8,913,732.0			- 136,152	- 8,913,732.0
39	111,481	7,239,521.5	102,399	6,593,834.0	132,480	8,632,611.0			- 132,480	- 8,632,611.0
40	101,483	6,622,758.0	93,697	6,101,035.0	129,850	8,468,285.0			- 129,850	- 8,468,285.0
41	107,818	7,049,132.0	100,438	6,506,134.0	137,560	8,931,039.0			- 137,560	- 8,931,039.0
42	118,170	7,748,847.5	113,860	7,296,708.0	147,380	9,566,121.5			- 147,380	- 9,566,121.5
43	120,677	7,928,530.5	113,933	7,409,459.5	143,755	9,362,940.0			- 143,755	- 9,362,940.0
44	125,671	8,229,490.0	113,258	7,400,472.0	150,080	9,803,157.5			- 150,080	- 9,803,157.5
45	135,680	8,917,671.0	115,579	7,575,449.0	138,321	9,075,225.0			- 138,321	- 9,075,225.0
46	147,214	9,690,340.5	118,525	7,716,618.5	151,239	9,885,740.0			- 151,239	- 9,885,740.0
47	154,592	10,029,678.0	126,695	8,229,984.0	162,135	10,607,228.0			- 162,135	- 10,607,228.0
48	148,029	9,688,808.0	133,650	8,694,053.5	167,935	10,903,011.0			- 167,935	- 10,903,011.0
49	150,710	9,887,393.0	132,838	8,544,808.0	172,760	11,213,580.0			- 172,760	- 11,213,580.0
50	146,819	9,649,589.0	136,984	8,747,685.0	178,260	11,522,884.0			- 178,260	- 11,522,884.0
51	151,404	9,922,846.0	141,000	9,192,163.0						
Total	6,231,438	403,930,467.0	6,825,080	445,208,574.5	6,630,747	430,417,958.7	2,208,183	142,475,038.0	-4,422,564	-287,942,920.7



(Please note figures inclusive of reprints)

WEATHER REPORT

KENYA

For the week ending 25th March, 2018 both East and West of Rift tea growing regions experienced sunny intervals with alternate showers mainly in the afternoon. Crop levels were at 50 to 70 tons levels. Quantities are expected to increase substantially in the coming days.

UGANDA

Rainfall received in Western Uganda increased to 47.2mm average rainfall during this week. Fort Portal area received 56.1mm of rainfall and experienced 25.6⁰C maximum and 14.2⁰C minimum temperatures. Hoima received 44mm of rainfall and experienced 23.6⁰C maximum and 20.2⁰C minimum temperatures. Kibale received 29mm of rainfall while Bushenyi received 51mm of rainfall and experienced 14.3⁰C minimum and 28⁰C maximum temperatures. Crop levels are still low.

COMBROK LIMITED

.....