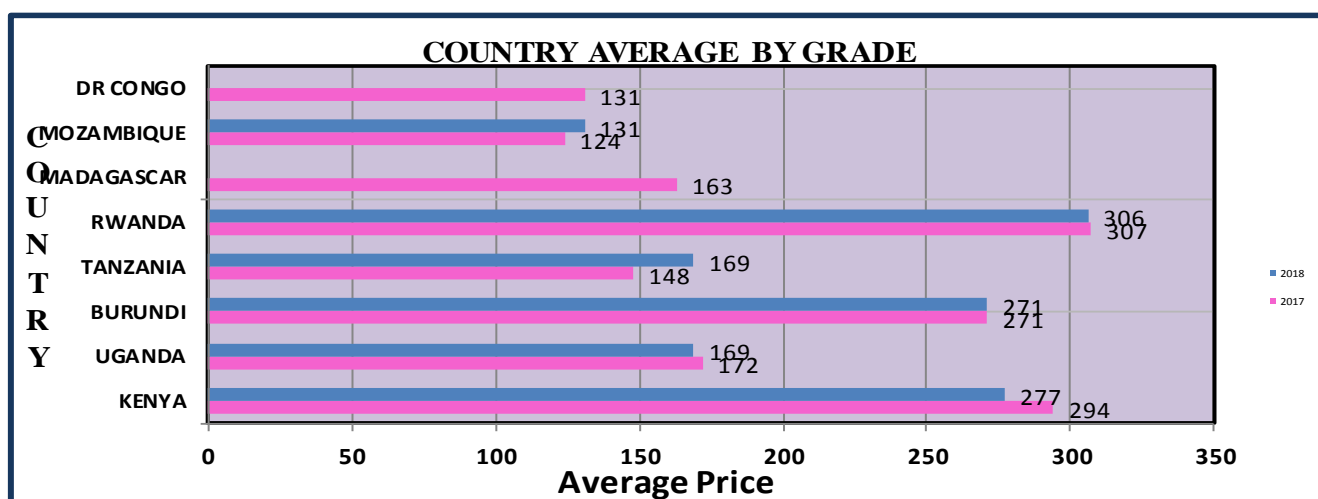


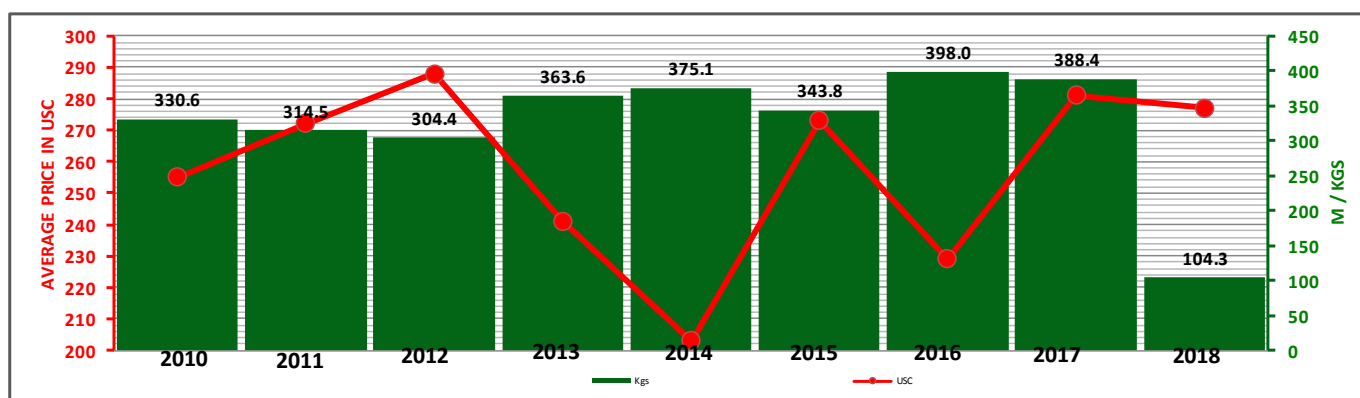
Mombasa Auction: Country Average Prices in US Cents Sale 12 (2017 vs. 2018)

COUNTRY	AV 2017	AV 2018	BP1	PF1	PD	D1	BP	PF	D	FNGS	BMF
KENYA	294	277	267	287	290	298	178	186	179	171	130
UGANDA	172	169	158	174	197	191	152	169	157	152	126
BURUNDI	271	271	255	283	298	301			206	201	
TANZANIA	148	169	151	198	200	200	153	152	138	146	127
RWANDA	307	306	317	308	321	321	270	262	274	210	140
MADAGASCAR	163										
MOZAMBIQUE	124	131				158			139	143	124
DR CONGO	131										
ALL AUCTION AVERAGE	276	262	256	279	282	282	185	181	186	167	127



Mombasa Auction - Auction Quantities & Average Prices 2010 - 2018

	Jan		Feb		Mar		Apr		May		Jun		Jul		Aug		Sep		Oct		Nov		Dec		Total		
	Kgs	USC	Kgs	USC	Kgs	USC	Kgs	USC	Kgs	USC	Kgs	USC	Kgs	USC	Kgs	USC	Kgs	USC	Kgs	USC	Kgs	USC	Kgs	USC	Kgs	USC	
2018	49.3	279	34.3	281	21.9	267																				104.3	277
2017	40.9	284	25.4	285	25.2	274	28.7	272	38.7	275	31.0	289	31.2	283	27.1	275	32.3	286	40.9	291	35.5	283	31.3	266		388.4	281
2016	37.0	256	36.6	237	40.7	223	35.3	204	44.4	212	34.2	227	29.2	231	21.7	218	23.8	222	24.6	223	36.3	250	23.6	252		398.0	229
2015	33.5	214	31.0	227	30.2	254	22.4	257	21.2	285	35.4	300	21.9	310	22.4	294	32.1	284	25.3	302	32.4	289	35.4	285		343.8	273
2014	25.1	256	30.6	224	36.6	208	21.8	207	35.7	196	44.9	191	28.1	205	24.6	203	33.2	190	28.1	192	33.6	191	32.8	189		375.1	203
2013	35.7	305	29.9	292	28.5	264	32.0	237	31.5	239	34.7	231	34.6	229	25.5	228	24.0	213	28.4	202	32.5	210	26.5	234		363.6	241
2012	36.1	264	27.2	265	23.9	274	22.8	279	17.8	281	24.1	289	26.8	299	22.6	309	21.9	304	31.8	297	27.9	304	21.4	307		304.4	288
2011	24.8	294	24.6	277	31.4	274	17.1	266	32.9	262	30.4	271	25.4	282	26.2	282	20.8	267	23.4	265	33.8	266	23.8	261		314.5	272
2010	27.9	284	29.1	295	33.5	280	24.6	261	41.6	235	33.7	222	27.2	216	25.1	250	17.9	249	18.3	250	30.5	254	21.0	270		330.6	255



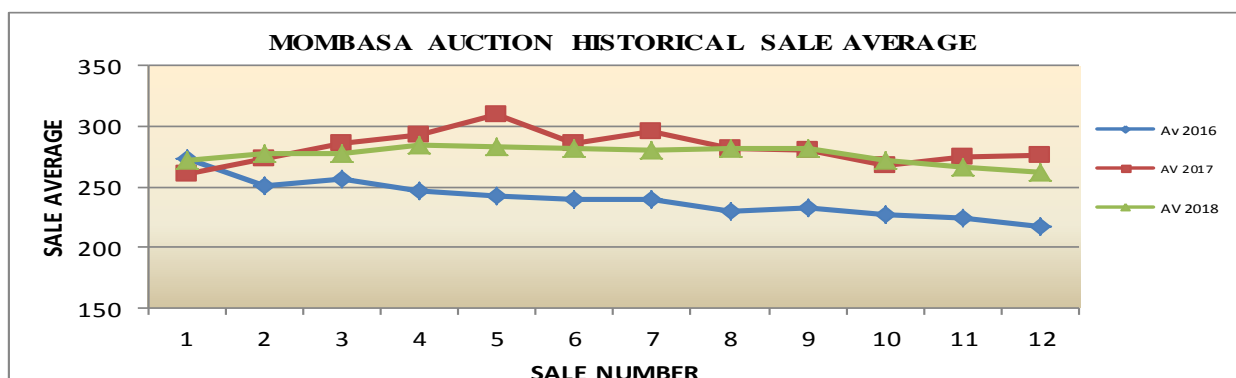
March includes sold kilos and average price for sale 10, 11 and 12 only.

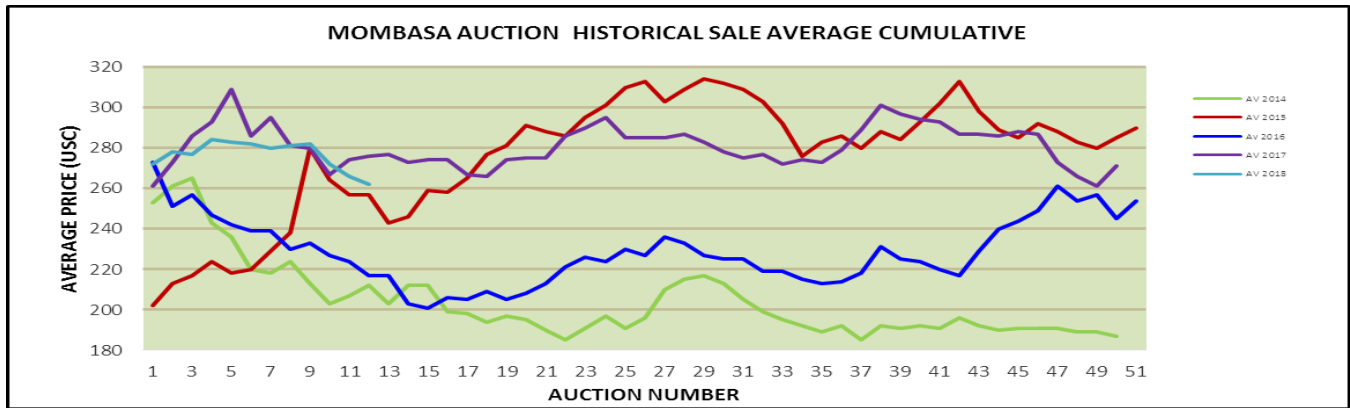
Kilos Sold By Country - Sale no. 12 & Cumulative to date (2017 vs 2018)

	Current Sale 12/2018		Same Sale Last Year 12/2017		Year To Date Sale 01-12/2018		Last Year To Date Sale 01-12/2017	Variance 2018 vs 2017
	Pkgs	Kilos	Pkgs	Kilos	Pkgs	Kilos	Kilos	Kilos
KENYA	78,980	5,308,943.00	75,740	5,062,509.00	1,215,338	80,963,230.30	66,725,729.50	14,237,501
UGANDA	15,620	865,594.00	12,821	755,785.00	235,843	13,174,335.00	11,054,282.00	2,120,053
BURUNDI	2,520	162,592.00	2,760	179,376.00	31,078	1,978,731.00	1,764,907.00	213,824
TANZANIA	2,640	130,016.00	1,880	91,651.00	51,580	2,736,826.00	740,290.00	1,996,536
RWANDA	5,720	393,490.00	5,800	394,133.50	74,390	5,058,883.00	4,625,650.50	433,233
MADAGASCAR			360	19,956.00			19,956.00	(19,956)
MALAWI							24,120.00	
MOZAMBIQUE	1,220	46,216.00	480	21,464.00	3,160	157,184.00	26,948.00	130,236
DR CONGO			630	34,632.00	1,280	78,136.00	164,144.00	(86,008)
ETHIOPIA					4,000	194,021.00	20,108.00	173,913
TOTALS:	106,700	6,906,851.00	100,471.0	6,559,506.50	1,616,669	104,341,346.30	85,166,135.00	19,025,418

Mombasa Auction - Historical Averages Comparative 2016 - 2018

SALE NO.	Av 2016	AV 2017	AV 2018	2018	2018	2018	2018	2018	2018	2018	2018	2018
				BP1	PF1	PD	D1	BP2	PF2	D2	FNGS	BMF
1	273	261	272	262	287	293	290	195	185	185	171	142
2	251	273	278	277	294	298	299	201	180	184	174	138
3	257	286	277	276	301	298	302	196	175	188	166	131
4	247	293	284	278	310	298	303	204	184	191	169	130
5	242	309	283	269	306	301	310	204	179	201	169	126
6	239	286	282	277	303	300	317	190	175	197	164	125
7	239	295	280	274	300	302	309	202	186	204	166	131
8	230	281	281	278	298	301	307	203	180	199	169	129
9	233	280	282	284	300	300	304	197	182	195	172	130
10	227	267	272	263	289	296	301	199	187	204	171	131
11	224	274	266	262	284	279	278	210	178	194	169	128
12	217	276	262	256	279	282	282	185	181	186	167	127
Average	225	282	277	271	296	296	301	199	181	194	169	131





**Actual Packages on offer for coming sale 13 of 26th – 27th March, 2018
(By Grade / by Country)**

	BP1	PF1	PD	DUST1	BP2	PF2	DUST2	FNGS	BMF	Total
KENYA	18,020	37,180	27,640	8,440	720	860	2,000	3,440	1,180	99,480
UGANDA	2,240	3,020	3,360	1,700	300	1,500	540	2,560	2,380	17,600
RWANDA	1,940	2,720	1,080	360	460	220	280	320	0	7,380
TANZANIA	620	1,960	620	260	180	340	200	400	760	5,340
BURUNDI	840	1,240	520	160	0	0	40	20	0	2,820
MOZAMBIQUE	0	0	0	0	0	0	0	0	720	720
DR CONGO	0	220	120	40	0	0	20	0	0	400
Total	23,660	46,340	33,340	10,960	1,660	2,920	3,080	6,740	5,040	133,740

**Upcoming Auction Offerings by Country
Sale no. 13 and 14/ 2018**

COUNTRY	Sale 13/ 2018 (Actual packages)		Sale 14/ 2018		VARIANCE Kgs
	Pkgs	Kgs	Pkgs	Kgs	
KENYA	99,480.00	6,666,709.00	89,760.00	6,031,025.00	(635,684.00)
UGANDA	17,600.00	1,002,607.00	16,858.00	944,169.00	(58,438.00)
RWANDA	7,380.00	497,412.00	7,600.00	512,992.00	15,580.00
BURUNDI	2,820.00	181,432.00	2,940.00	187,280.00	5,848.00
TANZANIA	5,340.00	289,795.00	8,640.00	477,543.00	187,748.00
D R CONGO	400.00	25,796.00	280.00	18,424.00	
MOZAMBIQUE	720.00	22,528.00	520.00	15,948.00	(6,580.00)
TOTALS:	133,740.00	8,686,279.00	126,598	8,187,381.00	(491,526.00)

MAIN GRADE COMPARATIVE RANKINGS – SALE 12 2018

Mark	BP1				Mark	PF1				Mark	PD				Mark	DUST1			
	Pre	Lo	High	De		Prev	Low	Hig	Dev		Pre	Low	Hig	De		Prev	Lo	Hig	Dev
1 RUBAYA	416	390	405	-11	KATHANGARIRI	367	352	366	-1	KITABI	400	432	442	42	KITABI	400	390	390	-10
2 NYABIHU		390	390		MUNUNGA	364	350	358	-6	RUBAYA		375	375		NYABIHU		390	390	
3 GACHARAGE	360	342	356	-4	GACHARAGE	346	350	357	11	GATHUTHI	362	358	358	-4	KATHANGARIRI	380	360	360	-20
4 KATHANGARIRI	378	344	345	-33	KITABI	372	356	356	-16	KATHANGARIRI	368	348	356	-12	IMENTI	347	336	347	0
5 IMENTI	364	326	335	-29	RUKURIRI	354	348	356	2	MUNUNGA	356	348	354	-2	KIMUNYE	360	346	346	-14
6 MUNGANIA	326	324	330	4	MUNGANIA	344	340	354	10	KIMUNYE	356	342	347	-9	GACHARAGE	370	342	342	-28
7 RUKURIRI	335	320	330	-5	GATHUTHI		350	352		GACHARAGE	368	340	346	-22	MUNGANIA	361	338	340	-21
8 GITUGI	362	322	328	-34	KIMUNYE	350	342	348	-2	IMENTI	363	340	345	-18	KANGAITA	347	334	336	-11
9 THETA	334	315	327	-7	IMENTI	350	338	346	-4	RUKURIRI	352	345	345	-7	MUNUNGA	340	336	336	-4
10 NJUNU	366	320	326	-40	GITUGI	348	338	340	-8	MAKOMBOKI	352	338	344	-8	NDARUGU	342	334	336	-6
11 GATHUTHI	327	325	325	-2	NJUNU	346	332	340	-6	MUNGANIA	350	340	344	-6	NDIMA	342	336	336	-6
12 MUNUNGA	331	314	321	-10	CHINGA	338	334	338	0	KIRU	350	338	342	-8	THETA	344	336	336	-8
13 THUMAITA	326	304	320	-6	RUBAYA	350	338	338	-12	NDIMA	350	340	342	-8	IRIAINI	340	312	334	-6
14 NGERE	322	310	319	-3	KANGAITA	348	338	338	-10	NJUNU	358	342	342	-16	KAMBAA	342	332	334	-8
15 GITHONGO	316	300	318	2	KIONYO	338	330	338	0	THETA	352	338	342	-10	KANYENYA	340	325	334	-6
16 RUTSIRO		315	315		WERU	336	330	338	2	GITHONGO	352	338	340	-12	KIONYO	335	330	334	-1
17 NDIMA	312	300	312	0	KAMBAA	334	330	337	3	GITUGI	350	338	340	-10	KIRU	340	327	334	-6
18 NDARUGU	314	307	311	-3	GITHAMBO	338	327	336	-2	IKUMBI	352	338	340	-12	NDUTI	340	334	334	-6
19 GISOVU	304	300	310	6	GITHONGO	336	332	336	0	IRIAINI	352	338	340	-12	NGERE	344	332	334	-10
20 KAGWE	328	304	310	-18	IKUMBI	336	330	336	0	KAGWE	350	338	340	-10	THUMAITA	346	326	334	-12
21 KIONYO	300	300	310	10	KIEGOI	336	334	336	0	KAMBAA	350	338	340	-10	GATUNGURU		332	332	
22 GATUNGURU	308	299	309	1	MAKOMBOKI	334	329	336	2	KANGAITA	354	340	340	-14	IKUMBI	340	332	332	-8
23 IRIAINI	315	300	309	-6	THUMAITA	336	330	336	0	NDARUGU	352	338	340	-12	KAGWE	340	329	332	-8
24 NSHILI KIVU	290	290	308	18	KINORO	338	330	334	-4	NDUTI	350	338	340	-10	MATAARA	340	330	332	-8
25 KAMBAA	322	302	308	-14	NDIMA	338	330	334	-4	NGERE	350	340	340	-10	RAGATI		330	330	
26 MUGANZA-KIVU		308	308		NGERE	336	330	334	-2	THUMAITA	350	338	340	-10	KINORO	344	320	330	-14
27 IKUMBI	329	302	307	-22	THETA	338	330	334	-4	CHINGA	350	338	338	-12	GITHONGO		326	328	
28 GISAKURA	320	298	306	-14	KAGWE	338	330	333	-5	RAGATI	350	338	338	-12	GITUGI	342	325	326	-16
29 RAGATI	305	300	306	1	MICHI	328	320	330	2	GATUNGURU	346	336	338	-8	WERU	340	326	326	-14
30 GITHAMBO	307	298	306	-1	IGEMBE	336	330	330	-6	GITHAMBO	348	336	338	-10	CHINGA	340	320	324	-16
31 KIEGOI	306	304	306	0	IRIAINI	336	325	330	-6	IGEMBE	352	338	338	-14	MICHI	330	324	324	-6
32 KIRU	316	300	305	-11	KIRU	332	326	330	-2	KANYENYA	348	338	338	-10	NYANKOBA	322	322	324	2
33 MUSHUBI		304	304		NDUTI	336	327	329	-7	KIEGOI	352	338	338	-14	KIEGOI	335	316	320	-15
34 KINORO	302	298	302	0	RAGATI	329	326	328	-1	KINORO	352	338	338	-14	TEZA	326	320	320	-6
35 MAKOMBOKI	302	297	302	0	GATUNGURU	324	326	328	4	KIONYO	350	338	338	-12	MUSHUBI		316	317	
36 RUKERI		302	302		KANYENYA	332	321	328	-4	MATAARA	350	336	338	-12	MATA		310	316	
37 WERU	314	296	302	-12	MATAARA	336	327	328	-8	WERU	350	336	338	-12	GISAKURA	325	315	315	-10
38 MICHI	312	292	301	-11	NDARUGU	334	325	328	-6	MICHI	348	335	335	-13	MOMUL	329	315	315	-14
39 CHINGA	312	290	300	-12	GACHEGE	336	325	325	-11	GACHEGE	347	335	335	-12	MUGANZA-KIVU	320	313	315	-5
40 MATA	315	300	300	-15	GISAKURA	318	320	320	2	MUSHUBI		331	331		SHAGASHA	318	312	312	-6
41 KANGAITA	305	300	300	-5	MUGANZA-KIVU	324	317	319	-5	MUGANZA-KIVU		327	327		MULINDI	310	310	310	0
42 MATAARA	320	296	300	-20	NSHILI KIVU	315	317	317	2	NSHILI KIVU	328	320	320	-8	OLENG	310	310	310	0
43 IGEMBE	302	298	298	-4	OLENG	305	310	315	10	OLENG	339	315	319	-20	SANGANYI	338	310	310	-28
44 KANYENYA	304	298	298	-6	RUTSIRO	315	310	315	0	GATARE	324	317	318	-6	MABAYI	322	300	300	-22
45 NDUTI	299	297	298	-1	SHAGASHA	321	310	315	-6	MOMUL	330	315	317	-13	TEGAT	309	285	300	-9
46 OLENG		285	296		GISOVU	320	310	310	-10	NYANKOBA	318	310	314	-4	MOGOGO	309	296	298	-11
47 SHAGASHA	332	248	295	-37	MATA	317	310	310	-7	SIONGO	317	308	314	-3	KAPKATET	300	295	298	-2
48 GACHEGE	294	290	290	-4	MOMUL	312	304	310	-2	GISAKURA	316	305	312	-4	KAPKO	309	295	297	-12
49 NJERU	325	290	290	-35	MUSHUBI		306	306		MATA	324	305	305	-19	MOTIGO	309	296	296	-13
50 MOMUL	299	280	284	-15	NYANKOBA	304	299	301	-3	MULINDI	314	300	305	-9	ROROK	300	295	295	-5
51 SIONGO	280	282	282	2	SIONGO	299	299	301	2	SHAGASHA	320	302	305	-15	MOKAMA	300	294	294	-6
52 TORA	289	275	282	-7	GATARE	315	295	300	-15	SANGANYI	316	302	304	-12	MUDETE	312	294	294	-18
53 MULINDI	298	250	280	-18	SANGANYI	302	298	300	-2	CHELAL	308	286	300	-8	TIRGAGA	307	292	292	-15
54 PFUNDA	292	275	280	-12	GIANCHORE	302	295	298	-4	TEZA	305	298	300	-5	RWEGURA	324	290	292	-32
55 TEZA	292	275	280	-12	TEZA	290	296	296	6	TIRGAGA	304	286	298	-6	KEBIRIGO	311	290	290	-21

56	MWAMU	276	270	276	0	CHELAL	292	290	294	2	GIANCHORE	314	296	298	-16	LITEIN	304	290	290	-14
57	NYANKOBA	286	270	275	-11	MABAYI	287	290	293	6	MABAYI	310	298	298	-12	NYAMACHE	309	289	289	-20
58	SANGANYI	275	268	275	0	MOGOGO	292	288	292	0	MWAMU	304	292	298	-6	OGEMBO	307	289	289	-18
59	GIANCHORE	270	265	274	4	TIRGAGA	297	290	292	-5	NYAMACHE	299	290	298	-1	BOITO	308	280	285	-23
60	KEBIRIGO	278	265	270	-8	MUDETE	289	290	291	2	RWEGURA	314	295	295	-19	TOMBE	310	284	284	-26
61	MOGOGO	272	262	269	-3	KAPKO	288	280	290	2	MOGOGO	298	286	294	-4	KOBEL	309	280	280	-29
62	TIRGAGA	274	260	267	-7	EBEREGE	292	282	290	-2	BOITO	299	280	294	-5	CHEBUT	300	275	280	-20
63	KAPKATET	272	264	267	-5	KAPKATET	294	288	290	-4	MUDETE	308	292	294	-14	KAPSET	305	280	280	-25
64	LITEIN	270	267	267	-3	MOTIGO	287	289	290	3	LITEIN	298	284	291	-7	KARIRANA	276	272	278	2
65	MUDETE	265	267			MWAMU	298	288	290	-8	EBEREGE	300	290	290	-10	REYNA	272	273	273	1
66	OGEMBO	276	265	267	-9	OGEMBO	294	286	290	-4	KEBIRIGO	298	290	290	-8	SOKOT	270	272	272	2
67	TEGAT	273	265	267	-6	TOMBE	287	280	290	3	MOKAMA	298	288	290	-8	KEPCHOMO	270	270	270	0
68	CHEBUT	260	255	266	6	TOROR	289	284	290	1	OGEMBO	302	287	290	-12	KIBWARI	270	270		
69	MOTIGO	265	260	266	1	BOITO	292	282	289	-3	TOROR	299	280	290	-9	MARAMBA	272	268	268	-4
70	KAPKO	272	264	265	-7	KEBIRIGO	290	285	289	-1	KAPKATET	298	284	287	-11	NGORONGO	280	262	268	-12
71	BOITO	270	264	265	-5	CHEBUT	287	284	288	1	ROROK	294	282	286	-8	DL TEAS	266	266	268	2
72	CHELAL	278	265	265	-13	IJENDA	282	282	288	6	KAPKO	290	280	282	-8	TAITO	274	268	268	-6
73	EBEREGE	274	262	265	-9	ITUMBE	290	282	288	-2	ITUMBE	300	280	282	-18	PFUNDA	270	267	267	-3
74	KAPSARA	245	265			KAPSET	280	286	288	8	TEGAT	288	278	282	-6	KAIMOSI	268	266	266	-2
75	MOKAMA	274	265	265	-9	KAPTUMO	286	280	288	2	KOBEL	291	280	280	-11	NDARAWETTA	260	266		
76	NYAMACHE	272	265	265	-7	MOKAMA	288	288	288	0	CHEBUT	298	280	280	-18	SITOI	258	260	260	2
77	ITUMBE	270	260	264	-6	NYAMACHE	288	282	288	0	KAPTUMO	291	267	280	-11	CHANGOI	260	260	260	0
78	KAPTUMO	270	264	264	-6	RWEGURA	299	284	288	-11	MOTIGO	285	278	280	-5	KAPCHORUA	269	260	260	-9
79	ROROK	272	264	264	-8	KAPSARA	286	280	286	0	TOMBE	291	275	280	-11	SETYON	258	256	256	-2
80	TOMBE	266	255	264	-2	LITEIN	285	282	286	1	PFUNDA	274	270	278	4	ELGON TEA	254	252	254	0
81	KOBEL	265	262	262	-3	ROROK	288	280	286	-2	CHEMOMI	280	278	278	-2	TINET	256	254	254	-2
82	KAPSET	267	262	262	-5	MULINDI	290	282	285	-5	KAPSARA	290	276	278	-12	MBOGO TEA	240	250	250	10
83	TOROR	270	260	262	-8	KOBEL	284	280	284	0	KARIRANA	274	268	272	-2	ARROKET	244	244		
84	CHEMOMI	262	242	252	-10	NJERU	276	284			KAMARYA	272	272			KIPCHABO	256	240	240	-16
85	NDARAWETTA	240	252			TEGAT	286	280	282	-4	SOKOT	270	270	272	2	KIPKEBE	228	239	239	11
86	CYOHOKA	250	250			CHEMOMI	286	274	280	-6	SIRET	272	270	270	-2	CHIMCHIM	232	226	232	0
87	SIRET	240	241	248	8	TORA	280	274	278	-2	KEPCHOMO	266	268	270	4	KIPTENDEN	232	232		
88	REYNA	232	230	244	12	KARIRANA	260	262	270	10	KIBWARI	272	270	270	-2	CUPATEA	228	230	230	2
89	KAMARYA	244	244			KAMARYA	268	268	270	2	REYNA	272	269	269	-3	MUZIZI	233	222	228	-5
90	KIBWARI	230	235	243	13	KIBWARI	264	266	270	6	DL TEAS	268	262	268	0	BUHWEJU	217	220	222	5
91	KARIRANA	234	240	242	8	NDARAWETTA	260	270			TAITO	270	268	268	-2	KIPSINENDE	228	221	221	-7
92	SOKOT	240	240	242	2	CHEBANGO	276	266	268	-8	EMROK	258	267	267	9	SAPTET	220	220		
93	KEPCHOMO	240	234	240	0	KEPCHOMO	260	266	268	8	NGORONGO	270	260	266	-4	IGARA	224	220	220	-4
94	MANARET	220	210	238	18	SOKOT	262	266	268	6	CHANGOI	264	266	266	2	KELUNET	226	215	215	-11
95	CHANGOI	232	230	230	-2	REYNA	258	264	264	6	KAIMOSI	268	266	266	-2	BUGAMBE	225	214	214	-11
96	CHEBANGO	218	223	223	5	TAITO	258	262	262	4	KAPCHORUA	270	262	264	-6	GLOBAL VILLAGE TEA	211	211		
97	GISOZI	220	220			MANARET	263	256	260	-3	TINDERET	262	250	262	0	KORUMA	222	210	210	-12
98	TAITO	230	215	220	-10	RUKERI	278	260	260	-18	MARAMBA	268	260	260	-8	LELAGOIN	230	210	210	-20
99	SETYON	190	218	218	28	SIRET	255	257	259	4	SITOI	257	260	260	3	KYAMUHUNGA	209	209		
100	SITOI	220	210	210	-10	MBOGO TEA	240	242	250	10	CHEBANGO	276	260	260	-16	SWAZI	214	195	207	-7
101	MASINGI	210	210			GISOZI	250	250			KEBEN	266	260	260	-6	DINDIRA	215	200	200	-15
102	SIOMO	196	210	210	14	KAIMOSI	250	245	250	0	ELGON TEA	254	255	259	5	KAKONDE	204	196	196	-8
103	TINDERET	210	210			KIPCHABO	250	245	249	-1	TINET	257	258			ANKOLE	206	190	190	-16
104	MARAMBA	190	200			CYOHOKA	244	244			KIPTAGICH	267	257	257	-10	TORO	162	160	178	16
105	ELGON TEA	186	198	198	12	DL TEAS	250	230	244	-6	MANARET	258	255	257	-1	KIKO	170	170	170	0
106	TOIYOI	198	198			KAPCHORUA	251	244	244	-7	SETYON	257	250	257	0	KIJURA	165	166	168	3
107	KAYONZA	180	180	190	10	ELGON TEA	239	240	242	3	SIOMO	260	252	254	-6	MABALE	160	156	160	0
108	KIPCHABO	180	178	182	2	SIOMO	252	237	239	-13	KIPCHABO	252	252	252	0	MONTE BRANCO	158	158		
109	CHEBOSWA	160	160	180	20	KAYONZA	240	230	238	-2	MBOGO TEA	240	248	251	11	RUSEKERE	150	158		
110	NGORONGO	190	180	180	-10	MARAMBA	248	234	236	-12	BONDET	256	250	250	-6	MITYANA	162	150	150	-12
111	IGARA	160	156	166	6	NGORONGO	250	226	236	-14	KIPKEBE	228	238	238	10	BONDET				
112	SWAZI	170	166	166	-4	CHANGOI	250	236	236	-14	KAYONZA	243	236	236	-7	CHA MURRECE				
113	NGOINA	165	165			SETYON	248	234	234	-14	ARROKET	245	230	235	-10	CHEBOSWA				

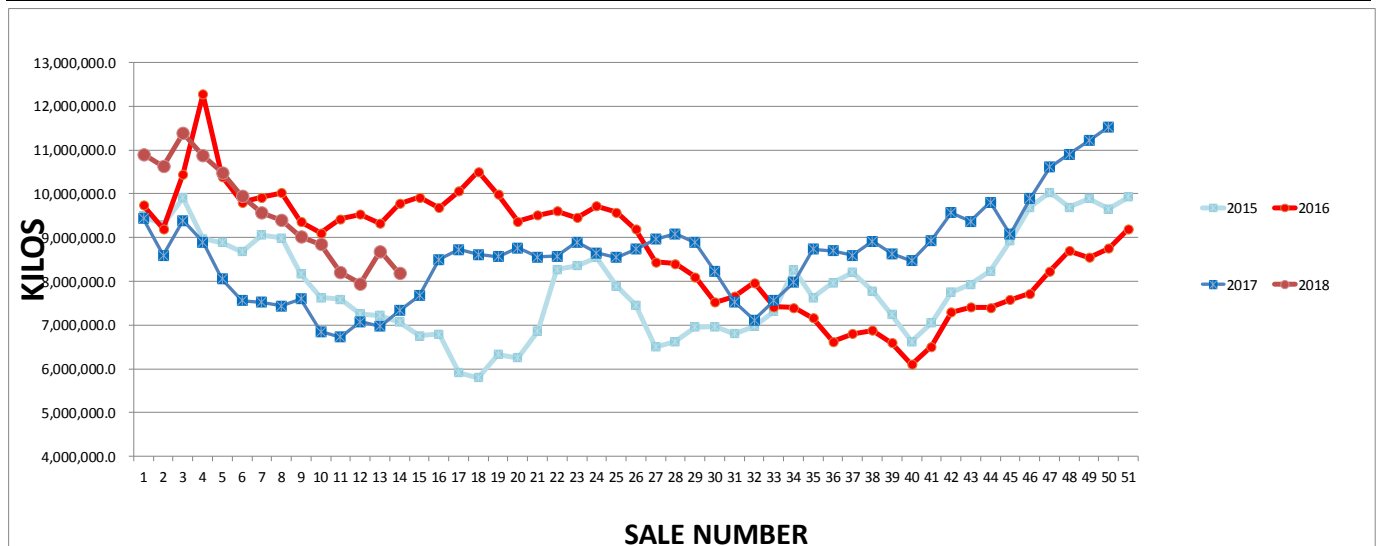
114	CHIMCHIM	160	162	162	2	KIPTENDEN	244	230	232	-12	TILYA	230	220	234	4	EMROK
115	KOIBA	160	158	162	2	TOIYOI	240	232	232	-8	CUPATEA	228	232	232	4	GATARE
116	KAPSONGOI	170	162	162	-8	SITOI	237	228	230	-7	KIPTENDEN	234	231	231	-3	GISOVU
117	KIGEZI HIGHLAND	152	162			KIPKEBE	231	220	228	-3	CHEMAMUL		230	230		KAISUGU
118	MUZIZI		162	162		TINDERET		225	227		CHIMCHIM	226	226	228	2	KAPTIEN
119	KIKO		161	161		TILYA	234	222	222	-12	RWAKA	224	228	228	4	KARAMBI
120	BUHWEJU	157	158	160	3	KIBENA	225	220	220	-5	CHEBOSWA	226	219	226	0	KERICHO
121	KIPTENDEN		160	160		SAKAWA	205	220	220	15	KABIANGA	228	222	224	-4	KIBENA
122	TAGABI		160	160		CHEMAMUL	210	218	218	8	MUZIZI		218	222		KIPTAGICH
123	BWIINDI		150	160		ITONA		210	218		KIPSINENDE	226	221	221	-5	KOIBA
124	ITONA		160	160		KAPSONGOI	214	218	218	4	BUHWEJU	217	212	220	3	MABROUKIE
125	KERITOR	192	160	160	-32	KAISUGU	212	216	216	4	KELUNET	226	210	220	-6	MANARET
126	ANKOLE	150	158	158	8	LELAGOIN	214	205	216	2	KOIBA	224	217	220	-4	MARVERA
127	MUGOMA	160	155	157	-3	CHIMCHIM	214	200	215	1	SAPTET	230	215	220	-10	MUGOMA
128	GLOBAL VILLAGE	155	156	156	1	KELUNET	200	206	214	14	TILUET	232	219	219	-13	NGOINA
129	KWAMKORO	148	152	156	8	SISIBA	210	214	214	4	KIGEZI HIGHLAN	224	218	218	-6	NSHILI KIVU
130	TORO	154	155	155	1	CUPATEA	220	190	208	-12	KAISUGU	230	214	217	-13	RUBAYA
131	RUSEKERE	151	152	154	3	TILUET	200	204	208	8	MOGENI	210	200	217	7	RUTSIRO
132	KIJURA	151	152	154	3	KERITOR	200	205	205	5	BWIINDI	222	210	216	-6	RWAKA
133	BULWA	150	145	153	3	KIPSINENDE	197	200	202	5	NYARINDA	206	190	216	10	SAKAWA
134	HIMA		153	153		BUGAMBE	212	200	200	-12	BUGAMBE	219	210	214	-5	SIRET
135	CHIVANJEE	158	152	152	-6	KABIANGA	216	200	200	-16	LELAGOIN	228	210	212	-16	TAGABI
136	KIAMARA		152	152		MUGOMA	200	198	198	-2	LIVINGSTONIA	224	197	212	-12	BULWA
137	KYAMUHUNGA	154	152	152	-2	BUHWEJU	190	186	192	2	KYAMUHUNGA	220	205	211	-9	BUZIRASAGAM/
138	MUNOBWA	148	152	152	4	IKANGA		186	192		GLOBAL VILLAGE TE	205	209			BWIINDI
139	DINDIRA	164	150	150	-14	IGARA		190	190		DINDIRA	210	195	198	-12	CHEBANGO
140	BUZIRASAGAM/	154	150	150	-4	LIVINGSTONIA	209	190	190	-19	ANKOLE	190	170	190	0	CHELAL
141	MITYANA	154	150	150	-4	MUZIZI	200	190	190	-10	KAHUNA	210	175	186	-24	CHEMAMUL
142	MWERA	148	144	146	-2	NYARINDA	162	171	181	19	KIJURA	150	170	176	26	CHEMOMI
143	MARVERA		144	144		KIGEZI HIGHLANI	188	178	180	-8	MWENGE	160	150	158	-2	CHIVANJEE
144	ARROKET					KYAMUHUNGA	178	178	180	2	TORO	160	156	158	-2	CYOHOKA
145	BONDET					BWIINDI	180	170	178	-2	KIAMARA	168	154	154	-14	EBEREGE
146	BUGAMBE					GLOBAL VILLAGE TEA	168	178			LUWALA	166	150	150	-16	GACHEGE
147	CHA MURRECE					SWAZI	174	174	174	0	CHA MURRECE					GATHUTHI
148	CUPATEA					MOGENI	161	165	170	9	GISOVU					GIANCHORE
149	EMROK					MAGURA	168	166	168	0	KAPTIEN					GISOZI
150	GATARE					KAPTIEN		165	165		KARAMBI					GITHAMBO
151	KAISUGU					KIKO	174	165	165	-9	KERICHO					HIMA
152	KAPTIEN					KARAMBI	176	160	164	-12	KIBENA					IGEMBE
153	KARAMBI					KIJURA	160	164	164	4	KORUMA					IJENDA
154	KELUNET					MUNOBWA	160	164	164	4	MABROUKIE					IKANGA
155	KERICHO					TORO	156	161	161	5	MARVERA					ITONA
156	KIBENA					RUSEKERE		160	160		MONTE BRANCO					ITUMBE
157	KIPKEBE					NYAMBYA	161	158	160	-1	MUGOMA					KABIANGA
158	KIPTAGICH					MWENGE	152	151	157	5	NGOINA					KAHUNA
159	KITABI					ANKOLE	174	152	156	-18	RUSEKERE					KAMARYA
160	KORUMA					KASAKU		156	156		RUTSIRO					KAPSARA
161	LELAGOIN					KIAMARA	162	155	155	-7	SAKAWA					KAPSONGOI
162	MABROUKIE					LUWALA	156	150	155	-1	TAGABI					KAPTUMO
163	MBOGO TEA					MITYANA	158	152	152	-6	BULWA					KASAKU

SECONDARY GRADES

Mark	BP/2			Mark	PF/2			Mark	DUST/2			Mark	FNGS/1/2			Mark	BMF		
	Pre	Low	Hi		Pre	Low	Hi		Pre	Low	Hi		Pre	Low	Hi		Pre	Low	Hi
1 KITABI	308	298	312	NSHILIKIVU	290	283	283	KITABI	374	307	350	MUGANZA-KIVU	256	256	256	KIPCHABO	136	142	150
2 RUBAYA	300	305	305	MATA	270	270	272	NSHILIKIVU		340	340	TEZA	238	245	245	ELGON TEA	132	142	148
3 NYABIHU	308	300	300	MULINDI	282	260	262	RUBAYA	350	310	310	MATA		230	230	KIPTAGICH	143	146	146
4 NSHILIKIVU		282	282	GISAKURA		243	243	MUSHUBI		306	306	CHEBANGO	220	230	230	LIVINGSTONIA	142	146	146
5 MATA	269	260	260	KAYONZA	205	212	212	RUTSIRO		300	300	SHAGASHA		202	222	LUWALA	136	125	146
6 SHAGASHA	210	201	201	MANARET		208	208	GATARE	253	284	284	MUSHUBI		213	215	REYNA	144	144	144
7 CHEBANGO	200	194	194	MBOGOTEA	208	204	208	RUKERI		284	284	GISAKURA		210	210	HIMA	134	130	144
8 MARAMBA		189	189	SIOMO	205	200	200	MICHI		272	272	SETYON	184	180	210	CHEBOSWA	142	143	143
9 TAGABI		188	188	ELGON TEA	200	190	196	GITHONGO		271	271	GACHARAGE	195	200	200	KEPCHOMO	142	136	142
10 MANARET		185	186	DL TEAS	202	192	192	MOMUL	270	265	265	KATHANGARIR	204	200	200	GISAKURA		140	140
11 EMROK		185	185	CHIMCHIM		190	190	OLENG		263	263	THUMAITA	195	189	199	DINDIRA	128	132	138
12 ELGON TEA		180	180	MUGOMA	184	178	178	KIONYO	245	252	252	OLENG	195	185	198	KAISUGU	128	128	137
13 REYNA	190	180	180	KIGEZHIGHLAND		170	174	IMENTI	250	245	245	GISOZI		192	197	SOKOT	134	136	136
14 NGORONGO	185	176	176	KUJURA	167	170	174	TIRGAGA		244	244	MULINDI	198	180	195	TAGABI	126	132	134
15 KERICHO	177	175	175	BUZIRASAGAMA	160	172	172	SWAZI		244	244	RWEGURA	200	192	195	MAGURA	126	134	134
16 MBOGOTEA	183	175	175	BWINDI	186	170	172	GISOVU	256	238	238	M UNGANIA	180	187	187	CHA MURRECE	110	120	132
17 TAGABI		165	174	SAKAWA	170	170	170	KAYONZA	203	194	232	NGERE	184	185	187	NGORONGO	130	126	132
18 KARIRANA		173	173	RUSEKERE	167	167	169	MABAYI		215	229	KANGAITA	180	185	186	SITOI	134	132	132
19 KORUMA		168	170	BUHWEJU	158	168	168	KINORO		226	226	KEPCHOMO	185	186	186	KYAMUHUNGA	130	130	132
20 CHIMCHIM		165	165	GLOBAL VILLAGE	176	160	168	MULINDI	304	214	214	GITHONGO	180	185	185	BUGAMBE	126	128	130
21 KOWA		165	165	KYAMUHUNGA	180	166	166	IJENDA		214	214	KIMUNYE	188	185	185	DL TEAS	128	128	130
22 DINDIRA		156	156	MUNOBWA	158	162	166	PFUNDA	224	213	213	KINORO	188	183	185	KIBWARI	134	130	130
23 BULWA	148	154	154	KORUMA		150	165	MANARET	210	212	212	KIRU	188	185	185	SETYON	132	125	129
24 HIMA		154	154	NYAMBYA	160	162	164	TEZA	240	208	208	WERU	184	185	185	MWENGE	128	124	129
25 MABALE		154	154	KERITOR		162	162	GATUNGURU		200	200	MOMUL	185	184	184	BUHWEJU	132	128	128
26 BUZIRASAGAMA		152	152	MABALE	153	158	162	KIPTAGICH	214	194	194	ELGON TEA	188	180	182	CHIMCHIM		123	128
27 KUJURA	158	150	150	DINDIRA	163	160	160	GITHAMBO		193	193	MBOGOTEA	175	181	181	MBOGOTEA	130	128	128
28 KWAMKORO		146	150	MAGURA	158	154	154	TOMBE	205	191	191	DL TEAS	178	181	181	MONTE BRANCC	138	126	128
29 MWERA	148	146	146	KIGUMBA	160	150	150	CUPATEA		190	190	KAMARYA	180	180	180	MUGOMA	128	128	128
30 ARROKET				KWAMKORO	147	150	150	SETYON	195	160	188	KAPTUMO	180	170	180	SAKAWA	126	126	128
31 BUGAMBE				MARVERA	142	128	128	CHEBANGO		187	187	LITEIN	185	178	180	ANKOLE	130	126	128
32 BUHWEJU				ARROKET				CHINGA		183	183	NDARUGU	180	180	180	GLOBAL VILLAGE	126	126	128
33 CHA MURRECE				BUGAMBE				KORUMA		180	180	MICHI	182	178	178	KABIANGA	128	128	128
34 CHEBOSWA				CHA MURRECE				REYNA		170	176	KAPSET	179	174	178	KAMARYA	129	128	128
35 CHINGA				CHEBOSWA				KAPSET		175	175	KAPKO	172	176	176	KEBEN	128	128	128
36 CUPATEA				CHINGA				SAKAWA	175	150	174	CHELAL	179	176	176	KIP SINENDE	126	128	128
37 GATARE				CUPATEA				KAISUGU	187	153	170	MOTIGO	191	176	176	KERICHO	126	122	127
38 GISAKURA				EMROK				BUZIRASAGAMA	175	170	170	NYANKOBA	178	176	176	KORUMA	128	124	127
39 GISOVU				GATARE				NYAMACHE	175	170	170	KIPTAGICH	181	175	175	BWINDI	128	126	127
40 KAVISUGU				GISOVU				MBOGOTEA	172	160	168	SIONGO	182	170	175	KIGEZHIGHLAND	129	127	127
41 KAPKO				KAISUGU				KUJURA	178	162	162	TIRGAGA	179	174	174	MUZIZI	125	125	127
42 KIPTAGICH				KAPKO				KARIRANA	167	158	160	BOITO	170	170	174	KOIVA	129	126	126
43 MABROUKIE				KARIRANA				MARAMBA	178	160	160	KEBIRIGO	170	170	174	MABALE	124	126	126
44 MARVERA				KERICHO				MUGOMA	170	158	160	KIKO	145	154	174	MWERA	128	126	126
45 MICHI				KIPTAGICH				ANKOLE		160	160	MATAARA	175	174	174	NYAMBYA	126	126	126
46 MOGOGO				KITABI				MAGURA	166	142	160	OGEMBO	180	174	174	SWAZI	126	126	126
47 MOMUL				KOIVA				KEBEN		159	159	TOROR	176	172	174	TORO	127	126	126
48 MONTE BRANCO				MABROUKIE				CHIMCHIM		157	158	MOGOGO	179	172	172	KIAMARA	126	124	125
49 MUGOMA				MARAMBA				DINDIRA		158	158	KORUMA		162	170	RUSEKERE	125	123	124
50 MULINDI				MICHI				SIOMO	175	148	153	RAGATI	178	170	170	KUJURA	126	123	124
51 MUSHUBI				MOGOGO				KOIVA	165	150	150	CHEBUT	176	170	170	KWAMKORO	128	124	124
52 OLENG				MOMUL				NGORONGO	160	150	150	EBEREGE	176	170	170	MITYANA	126	124	124
53 PFUNDA				MONTE BRANCO				DL TEAS	158	150	150	GACHEGE	176	170	170	BULWA	126	122	122
54 RAGATI				MUSHUBI				MUNOBWA	160	145	150	ITUMBE	179	170	170	MARVERA	100	100	100
55 RUSEKERE				NGORONGO				TILYA	151	145	145	KAPKATET	179	170	170	ARROKET			
56 RUTSIRO				OLENG				MONTE BRANCC	144	135	143	KIPCHABO		170	170	CHINGA			
57 SAKAWA				PFUNDA				LUWALA		142	142	MUDETE	176	170	170	CUPATEA			
58 SETYON				RAGATI				CYOHOLA	148	140	140	MWAMU	170	170	170	EMROK			
59 SITOI				REYNA				GISOZI		140	140	NYAMACHE	165	165	170	GATARE			
60 TIRGAGA				RUBAYA				KIGUMBA	150	140	140	ROROK	177	170	170	GISOVU			
61 ANKOLE				RUTSIRO				TORO	160	135	135	SANGANYI	182	170	170	KAPKO			
62 BOITO				SETYON				KIAMARA		134	134	TEGAT	170	170	170	KARIRANA			
63 BWINDI				SHAGASHA				MWERA		134	134	THETA	180	170	170	KITABI			
64 CHEBUT				SITOI				MARVERA		100	100	TOMBE		170	170	MABROUKIE			
65 CHELAL				TAGABI				ARROKET				CHEBOSWA	170	160	168	MANARET			
66 CYOHOLA				TIRGAGA				BUGAMBE				ARROKET	156	150	166	MARAMBA			
67 DL TEAS				ANKOLE				BUHWEJU				NGORONGO	180	165	165	MATA			
68 EBEREGE				BOITO				CHA MURRECE				GIANCHORE	168	165	165	MICHI			
69 GACHARAGE				BULWA				CHEBOSWA				BUHWEJU	162	162	164	MOGOGO			
70 GACHEGE				CHEBANGO				ELGON TEA				MUGOMA	160	160	160	MOMUL			
71 GATUNGURU				CHEBUT				EMROK				SAKAWA		160	160	MULINDI			
72 GIANCHORE				CHELAL				GISAKURA				BWINDI	176	160	160	MUSHUBI			
73 GISOZI				CYOHOLA				KAPKO				GLOBAL VILLAGE	166	154	160	NSHILIKIVU			
74 GITHAMBO				EBEREGE				KERICHO				KIGEZHIGHLAND		160	160	OLENG			
75 GITHONGO				GACHARAGE				MABROUKIE				NYAMBYA	154	159	159	PFUNDA			
76 GLOBAL VILLAGE TEA				GACHEGE				MATA				CHIMCHIM		150	158	RAGATI			
77 IGARA				GATUNGURU				MOGOGO				IGARA	160	158	158	RUBAYA			
78 IJENDA				GIANCHORE				RAGATI				MAGURA	152	156	158	RUTSIRO			
79 IMENTI				GISOZI				RUSEKERE				KIP SINENDE	169	150	156	SHAGASHA			
80 ITUMBE				GITHAMBO				SHAGASHA				KERITOR		155	155	TIRGAGA			
81 KABIANGA				GITHONGO				SITOI				ANKOLE	156	154	154	BOITO			
82 KAMARYA				HIMA				TAGABI				KUJURA	156	145	154	BUZIRASAGAMA			
83 KANGAITA				IGARA				BOITO				MUZIZI	149	150	154	CHEBANGO			
84 KAPKATET				IJENDA				BULWA				MWENGE	156	150	154	CHEBUT			
85 KAPSET				IMENTI				BWINDI				DINDIRA	150	150	152	CHELAL			
86 KAPTUMO				ITUMBE				CHEBUT				TILYA	140	149	151				

CATALOGUE CLOSING FIGURES – 2017 Vs 2018

Sale No.	2015		2016		2017		2018		Differencial 2018 Vs. 2017	
	Pkgs	Kilos	Pkgs	Kilos	Pkgs	Kilos	Pkgs	Kilos	Pkgs	Kilos
1	147,165	9,493,191.5	148,451	9,735,654.5	145,178	9,437,045.5	170,026	10,902,243.0	24,848	1,465,197.5
2	143,751	9,289,282.5	139,820	9,199,450.0	140,125	8,593,123.5	165,456	10,623,001.0	25,331	2,029,877.5
3	154,710	9,906,594.5	159,276	10,449,664.5	144,994	9,386,541.5	179,439	11,385,435.0	34,445	1,998,893.5
4	139,364	8,971,223.5	188,659	12,275,549.0	138,097	8,890,671.5	168,997	10,873,246.0	30,900	1,982,574.5
5	138,215	8,882,666.0	159,398	10,393,542.0	124,938	8,054,484.0	162,594	10,480,140.0	37,656	2,425,656.0
6	139,078	8,676,309.0	150,152	9,801,201.0	117,320	7,562,742.7	153,970	9,941,178.0	36,650	2,378,435.3
7	141,725	9,054,005.0	153,397	9,915,132.0	116,361	7,518,587.5	148,003	9,566,966.0	31,642	2,048,378.5
8	140,360	8,991,608.0	154,458	10,019,049.5	115,356	7,439,711.0	144,742	9,391,252.0	29,386	1,951,541.0
9	126,137	8,162,828.5	143,119	9,357,930.0	117,140	7,597,207.0	139,959	9,020,760.0	22,819	1,423,553.0
10	118,447	7,624,848.5	139,747	9,097,239.0	105,840	6,845,830.5	137,540	8,841,378.0	31,700	1,995,547.5
11	116,156	7,582,902.0	144,515	9,424,673.5	103,585	6,720,482.5	126,153	8,199,578.0	22,568	1,479,095.5
12	111,457	7,253,148.5	145,973	9,530,611.0	108,818	7,078,896.5	122,280	7,950,062.0	13,462	871,165.5
13	111,260	7,213,322.0	142,210	9,321,487.0	106,738	6,966,532.5	133,419	8,686,279.0	26,681	1,719,746.5
14	108,238	7,068,589.0	150,415	9,774,359.5	111,839	7,331,690.5	126,598	8,187,381.0	14,759	855,690.5
15	103,540	6,756,161.5	151,648	9,914,957.5	117,718	7,672,851.0			- 117,178	- 7,672,851.0
16	103,558	6,793,729.5	147,839	9,679,159.0	130,737	8,495,693.0			- 130,737	- 8,495,693.0
17	91,359	5,913,640.0	153,600	10,060,731.0	133,590	8,719,546.0			- 133,590	- 8,719,546.0
18	88,870	5,793,234.0	151,268	10,502,473.0	132,188	8,612,581.5			- 132,188	- 8,612,581.5
19	97,877	6,325,414.5	152,683	9,983,086.0	131,831	8,558,320.5			- 131,831	- 8,558,320.5
20	95,917	6,255,617.5	142,133	9,369,893.0	134,729	8,763,410.0			- 134,729	- 8,763,410.0
21	105,301	6,860,389.0	144,104	9,509,564.0	131,634	8,550,796.0			- 131,634	- 8,550,796.0
22	126,760	8,271,169.5	146,216	9,600,156.0	131,700	8,572,204.0			- 131,700	- 8,572,204.0
23	128,075	8,350,540.0	143,286	9,455,061.0	137,700	8,897,500.0			- 137,700	- 8,897,500.0
24	132,269	8,542,152.5	148,330	9,714,505.0	132,606	8,644,644.0			- 132,606	- 8,644,644.0
25	122,540	7,885,358.5	146,750	9,575,912.5	130,856	8,539,642.0			- 130,856	- 8,539,642.0
26	115,820	7,454,433.5	140,955	9,185,569.0	134,420	8,734,861.0			- 134,420	- 8,734,861.0
27	103,079	6,497,391.0	128,199	8,441,443.0	137,592	8,961,409.0			- 137,592	- 8,961,409.0
28	104,121	6,623,266.0	129,427	8,405,546.0	139,587	9,082,566.0			- 139,587	- 9,082,566.0
29	108,008	6,955,793.5	124,024	8,100,347.0	136,100	8,885,641.0			- 136,100	- 8,885,641.0
30	108,691	6,959,013.0	116,127	7,517,405.5	127,020	8,224,195.0			- 127,020	- 8,224,195.0
31	105,873	6,799,496.0	118,392	7,648,417.0	116,082	7,525,278.0			- 116,082	- 7,525,278.0
32	108,114	6,969,936.0	121,941	7,968,002.0	109,583	7,112,977.0			- 109,583	- 7,112,977.0
33	112,658	7,309,670.0	114,684	7,411,426.0	117,196	7,560,646.0			- 117,196	- 7,560,646.0
34	127,634	8,264,301.0	115,065	7,401,593.0	124,100	7,974,797.0			- 124,100	- 7,974,797.0
35	117,496	7,627,780.0	111,398	7,162,051.0	134,339	8,736,776.0			- 134,339	- 8,736,776.0
36	122,536	7,966,281.0	103,211	6,620,776.0	133,343	8,692,718.0			- 133,343	- 8,692,718.0
37	126,530	8,203,020.0	105,363	6,801,861.0	131,860	8,589,806.0			- 131,860	- 8,589,806.0
38	119,001	7,777,556.0	105,991	6,874,694.0	136,152	8,913,732.0			- 136,152	- 8,913,732.0
39	111,481	7,239,521.5	102,399	6,593,834.0	132,480	8,632,611.0			- 132,480	- 8,632,611.0
40	101,483	6,622,758.0	93,697	6,101,035.0	129,850	8,468,285.0			- 129,850	- 8,468,285.0
41	107,818	7,049,132.0	100,438	6,506,134.0	137,560	8,931,039.0			- 137,560	- 8,931,039.0
42	118,170	7,748,847.5	113,860	7,296,708.0	147,380	9,566,121.5			- 147,380	- 9,566,121.5
43	120,677	7,928,530.5	113,933	7,409,459.5	143,755	9,362,940.0			- 143,755	- 9,362,940.0
44	125,671	8,229,490.0	113,258	7,400,472.0	150,080	9,803,157.5			- 150,080	- 9,803,157.5
45	135,680	8,917,671.0	115,579	7,575,449.0	138,321	9,075,225.0			- 138,321	- 9,075,225.0
46	147,214	9,690,340.5	118,525	7,716,618.5	151,239	9,885,740.0			- 151,239	- 9,885,740.0
47	154,592	10,029,678.0	126,695	8,229,984.0	162,135	10,607,228.0			- 162,135	- 10,607,228.0
48	148,029	9,688,808.0	133,650	8,694,053.5	167,935	10,903,011.0			- 167,935	- 10,903,011.0
49	150,710	9,887,393.0	132,838	8,544,808.0	172,760	11,213,580.0			- 172,760	- 11,213,580.0
50	146,819	9,649,589.0	136,984	8,747,685.0	178,260	11,522,884.0			- 178,260	- 11,522,884.0
51	151,404	9,922,846.0	141,000	9,192,163.0						
Total	6,231,438	403,930,467.0	6,825,080	445,208,574.5	6,630,747	430,417,958.7	2,079,176	134,048,899.0	-4,551,571	-296,369,059.7



(Please note figures inclusive of reprints)

WEATHER REPORT

KENYA

For the week ending 18th, March, 2018, both East and West of Rift tea growing areas experienced substantial showers throughout the week under review with some areas experiencing floods and hence displacement of population. Green leaf slightly improved to 50 to 70 tons on average per day. Significant increase is expected in the coming days.

UGANDA

Rainfall received in Western Uganda increased to 36.3mm average rainfall during this week. Fort Portal area received 32.5mm of rainfall and experienced 23.4⁰C maximum and 13.4⁰C minimum temperatures. Hoima received 39mm of rainfall and experienced 25⁰C maximum and 22⁰C minimum temperatures. Kibale received 55mm of rainfall while Bushenyi received 23mm of rainfall and experienced 14⁰C minimum and 28⁰C maximum temperatures. Crop levels are still low.

COMBROK LIMITED

.....