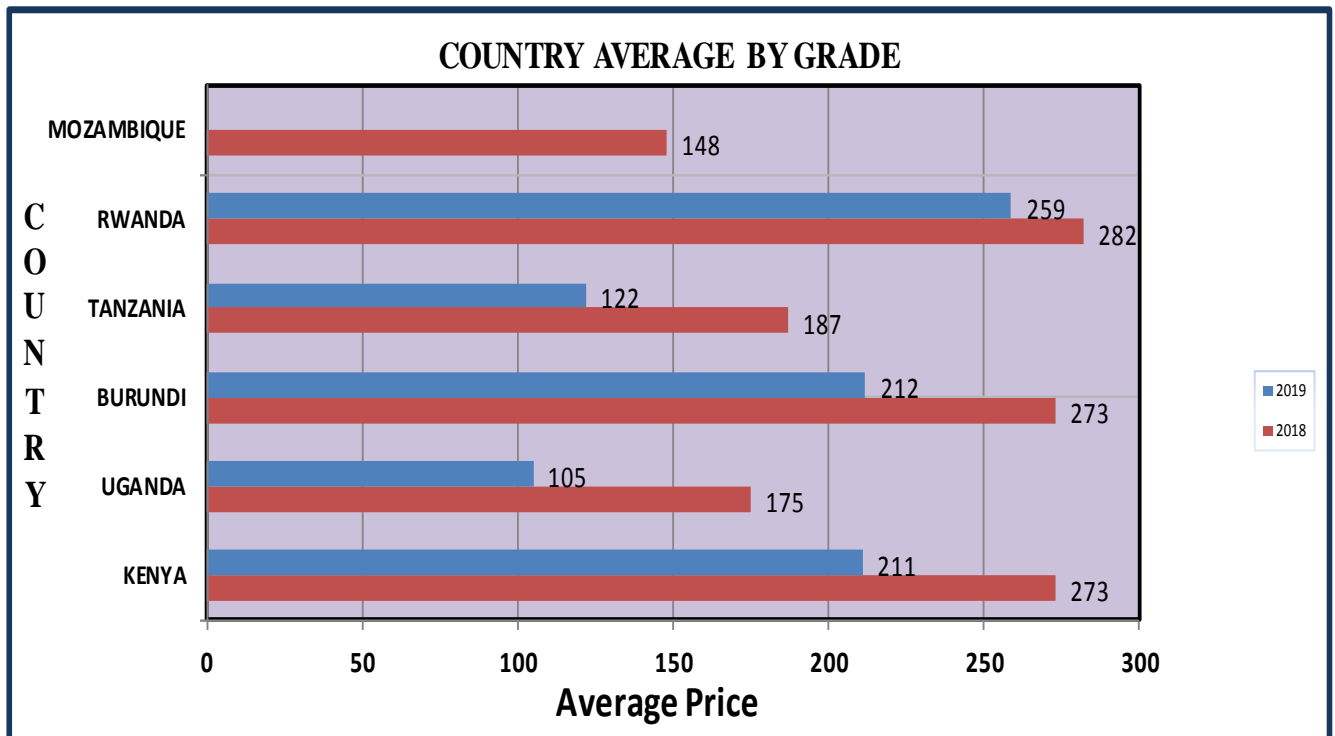


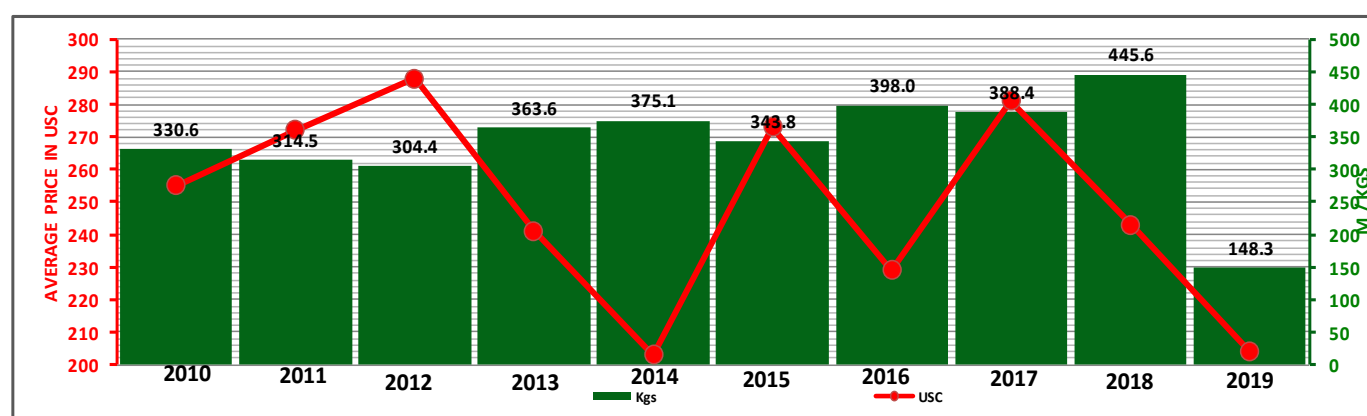
Mombasa Auction: Country Average Prices in US Cents Sale 15 (2018 V-s 2019)

COUNTRY	TO DATE AVERAGES		CURRENT SALE AV		BP1	PF1	PD	D1	BP	PF	D	FNCS	BMF
	2018	2019	2018	2019									
KENYA	290	218	273	211	204	229	220	212	132	90	79	96	56
UGANDA	181	119	175	105	104	97	149	151	96	77	68	62	52
BURUNDI	291	215	273	212	194	226	218	212	168		122	166	
TANZANIA	184	135	187	122	118	136	179	160	97	75	55	65	53
RWANDA	321	264	282	259	309	263	251	237	246	205	181	159	
MOZAMBIQUE	146	79	148										
DR CONGO	183	55											
ETHIOPIA	181	118	132	80							80		
ALL AUCTION AVERAGE	274	204	259	194	201	211	210	198	158	88	90	83	54



Mombasa Auction - Auction Quantities & Average Prices 2010 - 2019

	Jan		Feb		Mar		Apr		May		Jun		Jul		Aug		Sep		Oct		Nov		Dec		Total	
	Kgs	USC	Kgs	USC	Kgs	USC	Kgs	USC	Kgs	USC	Kgs	USC	Kgs	USC	Kgs	USC	Kgs	USC	Kgs	USC	Kgs	USC	Kgs	USC	Kgs	USC
2019	50.7	210	42.5	204	36.3	202	18.9	194																	148.3	204
2018	49.3	279	34.3	281	29.6	265	39.9	252	38.7	247	37.3	239	43.7	233	32.2	222	31.8	226	41.8	226	38.4	220	29.5	213	445.6	243
2017	40.9	284	25.4	285	25.2	274	28.7	272	38.7	275	31.0	289	31.2	283	27.1	275	32.3	286	40.9	291	35.5	283	31.3	266	388.4	281
2016	37.0	256	36.6	237	40.7	223	35.3	204	44.4	212	34.2	227	29.2	231	21.7	218	23.8	222	24.6	223	36.3	250	23.6	252	398.0	229
2015	33.5	214	31.0	227	30.2	254	22.4	257	21.2	285	35.4	300	21.9	310	22.4	294	32.1	284	25.3	302	32.4	289	35.4	285	343.8	273
2014	25.1	256	30.6	224	36.6	208	21.8	207	35.7	196	44.9	191	28.1	205	24.6	203	33.2	190	28.1	192	33.6	191	32.8	189	375.1	203
2013	35.7	305	29.9	292	28.5	264	32.0	237	31.5	239	34.7	231	34.6	229	25.5	228	24.0	213	28.4	202	32.5	210	26.5	234	363.6	241
2012	36.1	264	27.2	265	23.9	274	22.8	279	17.8	281	24.1	289	26.8	299	22.6	309	21.9	304	31.8	297	27.9	304	21.4	307	304.4	288
2011	24.8	294	24.6	277	31.4	274	17.1	266	32.9	262	30.4	271	25.4	282	26.2	282	20.8	267	23.4	265	33.8	266	23.8	261	314.5	272
2010	27.9	284	29.1	295	33.5	280	24.6	261	41.6	235	33.7	222	27.2	216	25.1	250	17.9	249	18.3	250	30.5	254	21.0	270	330.6	255



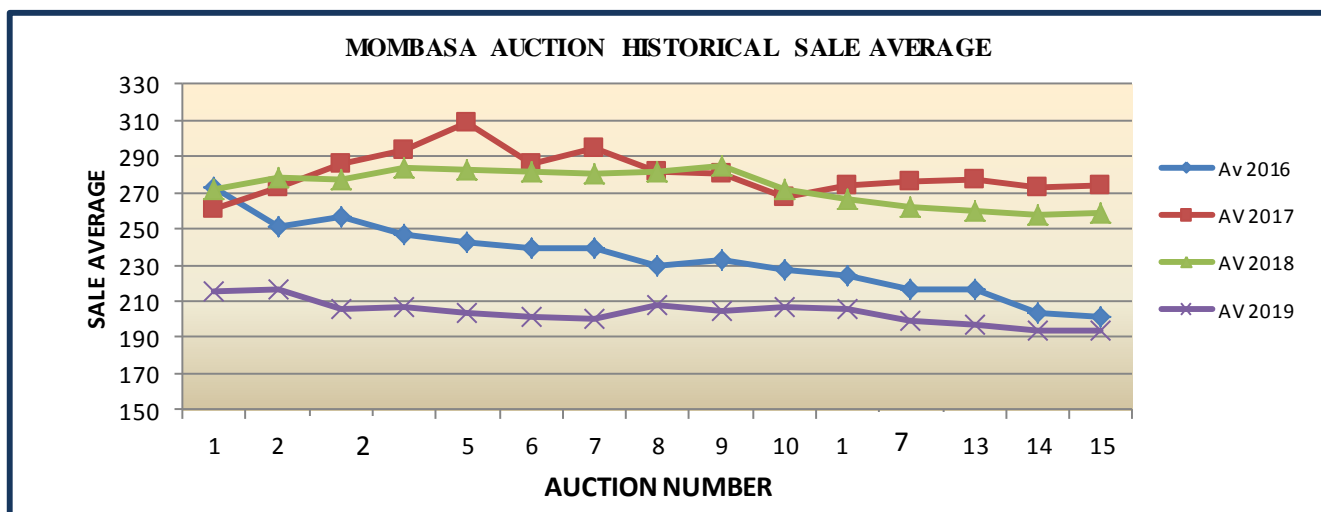
April figures include sold kilos and average price for sale 14 and 15 only.

Kilos Sold By County - Sale no. 15 (2019 Vs. 2018)

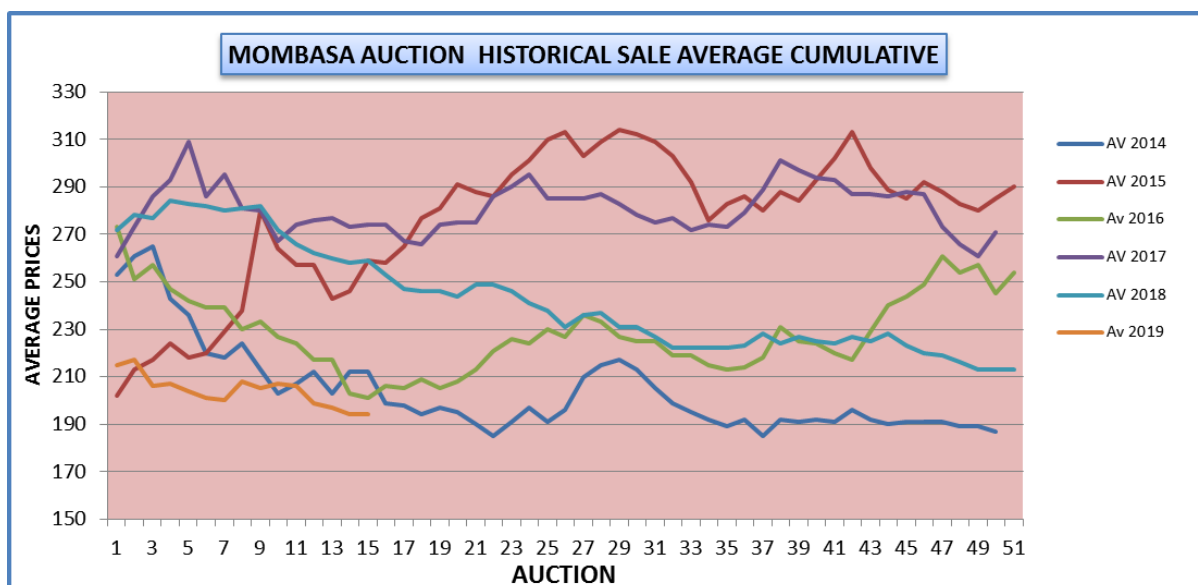
	Current Sale 15/2019		Last Year Sale 15/2018		Year To-Date Sale 01-15/2019		Last Year To-Date Sale 01-15/2018	Variance 2018 vs 2019
	Pkgs	Kilos	Pkgs	Kilos	Pkgs	Kilos	Kilos	Kilos
KENYA	106,598	7,073,794.50	84,400	5,749,519.00	1,706,686	114,541,140.00	97,774,999.30	16,766,141
UGANDA	28,340	1,603,740.00	14,621	835,104.00	358,557	20,182,448.00	16,245,618.00	3,936,830
BURUNDI	2,920	188,794.00	2,940	188,440.00	38,759	2,482,243.00	2,489,119.00	(6,876)
TANZANIA	5,600	311,414.00	5,027	280,496.00	66,679	3,734,482.00	3,754,107.00	(19,625)
RWANDA	7,620	524,404.00	5,420	365,435.00	100,314	6,871,558.50	6,221,080.00	650,479
MOZAMBIQUE			520	25,772.00	500	21,700.00	217,082.00	(195,382)
DR CONGO					420	20,916.00	104,304.00	(83,388)
ETHIOPIA	40	1,984.00	700	26,192.00	9,832	468,060.00	220,213.00	247,847
TOTALS:	151,118	9,704,130.50	113,628.0	7,470,958.00	2,281,747	148,322,547.50	127,026,522.30	21,296,025

Mombasa Auction - Historical Averages Comparative 2016 - 2019

SALE NO.	Av 2016	AV 2017	AV 2018	AV 2019	2019								
					BP1	PF1	PD	D1	BP2	PF2	D2	FNGS	BMF
1	273	261	272	215	243	240	214	212	198	122	117	120	71
2	251	273	278	217	246	238	221	214	181	117	109	109	60
3	257	286	277	206	228	235	214	207	141	111	102	97	59
4	247	293	284	207	220	235	214	215	145	108	106	109	58
5	242	309	283	204	227	229	210	205	163	115	106	111	60
6	239	286	282	201	219	227	204	205	157	118	97	104	60
7	239	295	280	200	212	222	208	207	169	104	104	94	55
8	230	281	281	208	211	227	221	221	172	129	107	109	61
9	233	280	285	205	203	226	220	219	179	120	118	109	60
10	227	267	272	207	205	229	219	222	178	123	117	106	58
11	224	274	266	206	206	228	217	219	165	109	110	101	59
12	217	276	262	199	196	221	207	210	167	106	113	102	61
13	217	277	260	197	201	220	205	205	149	104	93	88	56
14	203	273	258	194	200	215	202	204	145	96	100	87	55
15	201	274	259	194	201	211	210	198	158	88	90	83	54
Average	234	280	274	204	214	227	212	211	163	112	106	102	59



Mombasa Auction - Cumulative Historical Averages (2014 - 2019)



**Actual Packages on offer for coming sale 16 of 15th & 16th April, 2019
(By Grade / by Country)**

	BP1	PF1	PD	DUST1	BP2	PF2	DUST2	FNGS	BMF	Total
KENYA	18,216	53,378	21,434	8,856	820	1,410	2,080	5,860	2,000	114,054
UGANDA	2,660	10,461	5,460	3,000	760	1,920	660	2,979	2,938	30,838
RWANDA	2,220	3,120	1,040	800	400	180	420	260	20	8,460
TANZANIA	520	2,040	800	360	200	540	40	620	1,060	6,180
BURUNDI	840	1,361	320	440	20	0	80	80	0	3,141
ETHIOPIA	0	0	0	0	0	51	60	0	0	111
Total	24,456	70,360	29,054	13,456	2,200	4,101	3,340	9,799	6,018	162,784

**Upcoming Auction Offerings by Country
Sale no. 16 and 17/ 2019**

COUNTRY	Sale 16/ 2019 (Actual packages)		Sale 17/ 2019		VARIANCE
	Pkgs	Kgs	Pkgs	Kgs	
KENYA	114,054.00	7,571,370.50	110,880.00	7,367,302.00	204,068.50
UGANDA	30,838.00	1,732,752.00	26,041.00	1,473,578.00	259,174.00
RWANDA	8,460.00	577,518.50	8,340.00	568,484.00	9,034.50
BURUNDI	3,141.00	205,164.00	2,560.00	167,118.00	38,046.00
TANZANIA	6,180.00	329,086.00	7,320.00	393,642.00	(64,556.00)
ETHIOPIA	111.00	5,227.00	159.00	7,089.00	(1,862.00)
TOTALS:	162,784.00	10,421,118.00	155,300.00	9,977,213.00	443,905.00

MAIN GRADE COMPARATIVE RANKINGS – SALE 15 2019

Mark	BP1				Mark	PF1				Mark	PD				Mark	DUST1			
	Pre	Lo	High	De		Prev	Low	Hig	Dev		Pre	Low	Hig	De		Prev	Lo	Hig	Dev
1 RUBAYA	432	425	478	46	KITABI	322	320	342	20	RUBAYA	302	286	290	-12	KITABI	305	313	313	8
2 NYABIHU	460	455	455	-5	GATHUTHI	298	303	308	10	GATARE	286	288	288	2	GATHUTHI	295	295		
3 KITABI	430	448	448	18	MUNUNGA	297	299	301	4	GATHUTHI	264	286	286	22	KIMUNYE	292	290	290	-2
4 GITUGI	355	390			RUBAYA	288	298	300	12	KATHANGARIRI	292	282	282	-10	GACHARAGE	262	285	285	23
5 MUNGANIA	249	260	374	125	NYABIHU	286	290	298	12	MATA	276	276	276	0	KATHANGARIRI	291	285	285	-6
6 KATHANGARIRI	368	320	345	-23	GITUGI	280	280	286	6	MUSHUBI	274	275			IMENTI	273	270	274	1
7 KARONGI	321	314	336	15	GATARE	284	284	285	1	GITUGI	266	270	270	4	KANGAITA	274	274	274	0
8 MUGANZA-KIVU	330	334			KATHANGARIRI	282	280	284	2	IMENTI	252	268	268	16	GITUGI	260	272	272	12
9 IGEMBE	212	212	332	120	IMENTI	262	264	279	17	MUGANZA-KIVU	261	266	266	5	KINORO	234	252	260	26
10 GITHONGO	359	315	320	-39	RUKURIRI	278	270	278	0	KARONGI	255	260	262	7	NJUNU	245	260	260	15
11 GACHARAGE	280	308	315	35	KIMUNYE	275	270	275	0	KIMUNYE	256	254	262	6	GISOVU	258	258		
12 NSHILI KIVU	302	314	314	12	MUNGANIA	264	264	270	6	NSHILI KIVU	262	260	260	-2	MATA	250	258	258	8
13 IMENTI	320	299	312	-8	KANGAITA	264	258	266	2	RUTSIRO	260	260			MUNUNGA	254	240	257	3
14 MATA	302	300	304	2	NJUNU	262	264	266	4	RUKURIRI	254	255	256	2	NSHILI KIVU	252	250	250	-2
15 GISOVU	288	280	284	-4	NDIMA	262	258	264	2	MUNUNGA	248	246	254	6	NDARAWETTA	248	248		
16 NGERE	252	242	271	19	GISOVU	260	254	262	2	NGERE	232	242	254	22	MAKOMBOKI	236	238	247	11
17 MUSHUBI	262	264			MATA	256	260	262	6	GISOVU	252	252			KARIRANA	238	246	246	8
18 KAMARYA	254	262	262	8	GACHARAGE	258	258	262	4	KARIRANA	238	246	248	10	KAMBAA	248	238	246	-2
19 IRIAINI	238	232	260	22	KAMBAA	254	248	258	4	NDARAWETTA	232	240	248	16	KIONYO	234	240	246	12
20 KIMUNYE	267	254	256	-11	CHINGA	256	254	256	0	MARAMBA	232	240	246	14	MUNGANIA	242	246	246	4
21 MUNUNGA	256	240	252	-4	GITHONGO	254	252	256	2	MUNGANIA	238	244	246	8	KEPCHOMO	244	244		
22 THETA	230	230	246	16	IKUMBI	251	248	256	5	NGORONGO	235	240	244	9	NGERE	234	232	244	10
23 RUKURIRI	236	225	243	7	IRIAINI	248	248	256	8	KANGAITA	238	240	244	6	THUMAITA	230	240	244	14
24 NJUNU	230	230	240	10	KINORO	256	252	256	0	TOROR	208	226	244	36	MUSHUBI	240	242		
25 THUMAITA	286	230	240	-46	MAKOMBOKI	251	252	256	5	KAMBAA	236	236	242	6	KIBWARI	240	242	242	2
26 MABAYI	216	210	236	20	MUGANZA-KIVU	258	255	255	-3	KINORO	232	236	242	10	MARAMBA	232	240	240	8
27 KIEGOI	230	227	234	4	GISAKURA	250	250	254	4	KIONYO	230	238	242	12	NGORONGO	232	240	240	8
28 MATAARA	216	215	234	18	KARONGI	258	254	254	-4	MAKOMBOKI	232	232	242	10	RAGATI	238	240	240	2
29 CHINGA	216	228	232	16	NSHILI KIVU	250	250	254	4	NDUTI	228	236	242	14	SIRET	220	240	240	20
30 GATHUTHI	228	225	232	4	GATUNGURU	251	247	254	3	NJUNU	241	240	242	1	GITHONGO	238	240		
31 KIONYO	222	210	232	10	KAGWE	252	252	254	2	THETA	232	232	242	10	KAGWE	230	230	240	10
32 KINORO	230	220	231	1	KIEGOI	256	252	254	-2	OLENG	228	240	240	12	KAMARYA	234	240	240	6
33 GITHAMBO	219	216	230	11	NDUTI	250	250	254	4	GITHAMBO	230	230	240	10	MARA	212	220	240	28
34 NDARAWETTA	230	230			THETA	250	250	254	4	GITHONGO	243	240	240	-3	MOMUL	232	236	238	6
35 KANGAITA	234	220	229	-5	THUMAITA	250	248	254	4	KAPCHORUA	228	240	240	12	REYNA	228	238	238	10
36 NYANKOBA	216	212	229	13	RAGATI	249	250	252	3	MICHI	207	222	238	31	GATUNGURU	236	230	238	2
37 NDUTI	210	190	225	15	KIONYO	251	245	252	1	MOMUL	230	238	238	8	WERU	228	234	238	10
38 IKUMBI	224	214	224	0	KIRU	244	248	252	8	REYNA	228	238	238	10	IKUMBI	232	236	236	4
39 KAMBAA	215	218	224	9	GITHAMBO	246	248	250	4	GACHEGE	227	234	238	11	KAIMOSI	226	232	236	10
40 NDIMA	214	210	223	9	NGERE	251	245	250	-1	IGEMBE	225	238	238	13	KIEGOI	236	236		
41 TORA	222	221	223	1	SHAGASHA	218	240	248	30	IRIAINI	229	234	238	9	NDIMA	234	235	236	2
42 RAGATI	230	201	222	-8	WERU	242	245	248	6	KAGWE	230	236	238	8	THETA	234	236	236	2
43 MAKOMBOKI	214	211	220	6	MULINDI	230	244	246	16	KANYENYA	224	238	238	14	CHINGA	232	230	234	2
44 KAGWE	228	209	219	-9	IGEMBE	244	240	246	2	KIEGOI	229	234	238	9	GACHEGE	227	228	234	7
45 OLENG	214	214	217	3	GACHEGE	244	240	245	1	MATAARA	227	236	238	11	KIRU	230	230	234	4
46 IJENDA	205	217	217	12	MOMUL	241	240	244	3	NDARUGU	225	222	238	13	DL TEAS	224	230	232	8
47 SHAGASHA	210	215			MATAARA	242	240	244	2	NYANKOBA	222	234	238	16	MULINDI	222	228	230	8
48 KIRU	210	206	215	5	NDARUGU	240	235	244	4	SANGANYI	209	234	238	29	MATAARA	234	225	230	-4
49 GACHEGE	208	200	214	6	MUSHUBI	240	242			TAITO	230	238	238	8	TINDERET	216	228	230	14
50 GATUNGURU	214	210	214	0	OLENG	228	234	242	14	WERU	228	232	238	10	GISAKURA	226	228	228	2
51 KANYENYA	210	210	214	4	KANYENYA	241	240	242	1	CHINGA	230	236	236	6	MABROUKIE	220	224	228	8
52 WERU	214	210	214	0	MABAYI	236	242	242	6	RAGATI	228	234	236	8	SHAGASHA	222	210	226	4
53 GISAKURA	215	210	210	-5	TEZA	236	230	242	6	IJENDA	225	236	236	11	NDARUGU	224	225	225	1
54 MULINDI	210	210	210	0	IJENDA	227	216	240	13	IKUMBI	234	230	236	2	MBOGO TEA	212	220	220	8
55 NDARUGU	208	210	210	2	NYANKOBA	230	236	240	10	KAIMOSI	224	228	236	12	METTARORA	216	218	220	4
56 TEZA	216	210	210	-6	SANGANYI	230	236	240	10	NDIMA	238	235	236	-2	PFUNDA	203	220	220	17
57 MOMUL	202	200	207	5	TEBESONIK	232	230	239	7	RWEGURA	221	220	236	15	SETYON	216	220	220	4
58 MWAMU	204	200	200	-4	TORA	230	229	239	9	THUMAITA	238	230	236	-2	CHANGOI	216	220	220	4
59 TEBESONIK	198	200	200	2	KIBWARI	230	230	236	6	GATUNGURU	228	235	235	7	RWEGURA	225	220	220	-5
60 SANGANYI	185	190	194	9	MICHI	226	225	234	8	TORA	235	235			TEBESONIK	215	218	218	3

61	TIRGAGA	192	180	192	0	KAMARYA	226	234	234	8	DL TEAS	224	232	234	10	ITONA	210	210		
62	SIONGO	195	192	192	-3	KIP KOIMET	224	226	232	8	MABAYI	230	230	234	4	KANYENYA	222	210	210	-12
63	PFUNDA	198	172	190	-8	MOTIGO	222	225	231	9	MWAMU	202	224	234	32	MWAMU	210	210		
64	BOITO		175	190		SIONGO	224	228	230	6	MULINDI	230	228	232	2	TEZA	210	206	210	0
65	TEGAT		182	190		PFUNDA	216	224	228	12	MARA	212	224	232	20	KAPKO	203	203	203	0
66	GIANCHORE	180	184	186	6	TIRGAGA	222	224	228	6	BOITO	208	221	231	23	KIPSINENDE	190	202	202	12
67	MICHI	200	185	185	-15	NDARAWETTA	210	210	228	18	EMROK	220	230	230	10	KAPKATET	202	200	200	-2
68	MOKAMA		185	185		SIRET	210	226	226	16	KOBEL	204	224	230	26	TACHASIS	194	200	200	6
69	MOTIGO	184	182	182	-2	BOITO	218	218	226	8	GIANCHORE	205	230	230	25	MANARET	202	198	198	-4
70	KAPKO	180	170	180	0	MOKAMA	208	220	226	18	ROROK	208	220	230	22	KABIANGA	190	198	198	8
71	KOBEL	180	172	180	0	TOROR	214	220	226	12	TEBESONIK	218	224	229	11	ELGON TEA	182	196	196	14
72	MOGOGO		165	180		GIANCHORE	220	218	224	4	TOMBE	206	222	229	23	KIPKEBE	196	196		
73	CHELAL	180	180	180	0	RWEGURA	220	216	224	4	GISAKURA	226	228	228	2	JAMJI	130	195	195	65
74	ITUMBE	180	175	180	0	EBEREGE	210	218	222	12	MOGOGO	204	227	228	24	TIRGAGA	194	195	195	1
75	KAPKATET	180	175	180	0	TOMBE	212	220	222	10	TIRGAGA	202	222	228	26	CHIMCHIM	192	160	194	2
76	KAPSET		179	180		KAPKATET	212	217	221	9	CHELAL	208	222	228	20	CHEBUT	165	157	192	27
77	KEBIRIGO	192	180	180	-12	TEGAT	210	215	221	11	CYOHOKA	220	228	228	8	KAISUGU	160	190	190	30
78	MUDETE		180	180		MOGOGO	208	216	220	12	EBEREGE	208	226	228	20	GIANCHORE	190	190		
79	ROROK	170	180	180	10	MARAMBA	217	215	219	2	ITUMBE	202	222	228	26	KAPSET	185	187	190	5
80	OGEMBO	182	177	177	-5	ROROK	206	215	219	13	KAPSET	204	219	228	24	TEGAT	180	190	190	10
81	TOMBE	180	175	175	-5	KAPKO	203	210	218	15	MOKAMA	204	220	228	24	KIPTENDEN	188	189		
82	TOROR		170	175		CHELAL	212	216	218	6	OGEMBO	208	218	228	20	LITEIN	186	188	188	2
83	BONDET	172	168	173	1	ITUMBE	202	216	218	16	LITEIN	204	220	227	23	ITUMBE	182	187	187	5
84	SOKOT	160	170	172	12	KAPSET	206	215	218	12	TEGAT	206	227	227	21	KELUNET	168	175	185	17
85	KARIRANA	178	160	170	-8	KEBIRIGO	202	215	218	16	SHAGASHA	230	226	226	-4	BUGAMBE	174	180	180	6
86	CHEBUT	166	168	170	4	MWAMU	212	214	218	6	TEZA	226	224	226	0	MUGOMA	180	180		
87	RWEGURA	206	168	170	-36	NYAMACHE	215	215	218	3	KAPKATET	208	217	225	17	IGARA	160	180		
88	SIOMO	160	160	168	8	OGEMBO	206	216	218	12	MUDETE	204	213	225	21	IKANGA	180	180		
89	EMROK	162	165	165	3	KAPTUMO	198	204	216	18	BONDET		222	224		MUDETE	185	160	180	-5
90	KIBENA	164	165	165	1	KARIRANA	210	212	214	4	PFUNDA	202	224	224	22	TOMBE	168	180	180	12
91	MARAMBA		155	165		KOBEL	204	212	214	10	CHEBUT	204	204	224	20	BUHWEJU	162	178	178	16
92	NYAMACHE	188	160	165	-23	MARA	210	200	214	4	KAPTUMO	202	217	224	22	MUZIZI	160	176	178	18
93	REYNA	162	162	164	2	LITEIN	206	210	212	6	KEBIRIGO	200	222	224	24	MOGENI	174	174		
94	RWAKA	137	140	164	27	MUDETE	200	205	212	12	MASINGI	220	224	224	4	KAKONDE	170	160	164	-6
95	KAPSARA	160	152	164	4	REYNA	210	208	210	0	MOTIGO	210	215	224	14	KALINZU	160	160	160	0
96	KIPCHABO	154	164	164	10	CHEBUT	200	204	210	10	METTARORA	212	218	222	10	KIKO	160	160	160	0
97	KAPTUMO		162	162		KAPSARA	193	185	207	14	SEYON	216	220	222	6	KAPTUMO	157	157		
98	MABROUKIE		160	160		TAITO		204	204		NYAMACHE	206	218	222	16	DINDIRA	146	152	152	6
99	GISOZI		160	160		NJERU	194	170	200	6	ARROKET	214	218	220	6	KIBALE	148	150	150	2
100	MASINGI	165	160	160	-5	DL TEAS	180	182	198	18	MBOGO TEA	214	218	220	6	ANKOLE	160	150	150	-10
101	NGORONGO	164	155	158	-6	CHEBANGO	183	184	194	11	SITOI	214	220	220	6	GLOBAL VILLAGE	146	150	150	4
102	SITOI		158	158		MBOGO TEA	192	185	191	-1	SIOMO	216	217	219	3	RWENZORI	152	140	150	-2
103	NJERU		155	155		MANARET	172	175	189	17	MANARET	202	216	218	16	NGOINA	120	100	148	28
104	SAPTET		152	152		SAPTET	171	178	184	13	CHEBANGO	216	218	218	2	TORO	148	144	146	-2
105	KABIANGA	150	147	151	1	KAYONZA	150	166	184	34	ITONA		210	216		RUSEKERE	127	130	130	3
106	ELGON TEA	145	150	150	5	KIPCHABO	182	176	184	2	SAPTET	190	200	214	24	MITYANA	132	130	130	-2
107	TILYA	135	142	142	7	SIOMO	182	175	184	2	NJERU	200	212	212	12	KIJURA	106	120	120	14
108	KIPSINENDE	145	140	140	-5	ARROKET	176	177	180	4	CHANGOI	216	212	212	-4	MWENGE	120	110	115	-5
109	BUHWEJU	130	122	134	4	ITONA		158	180		CUPATEA	195	190	208	13	CHIVANJEE	120	100	100	-20
110	KORUMA	130	134	134	4	ELGON TEA	158	170	176	18	ELGON TEA	180	208	208	28	MWERA	100	100		
111	TAGABI		134	134		KIPSINENDE	155	166	176	21	KAYONZA	196	196	206	10	KIAMARA	105	95	95	-10
112	KERICHO		125	133		MATUTA		176	176		KIPSINENDE	190	202	206	16	MPANGA	100	84	88	-12
113	JAMJI		120	128		MUFINDI	164	140	174	10	KABIANGA	194	200	204	10	ARC MOUNTAIN				
114	CHEBOSWA		127	127		CHEBOSWA		162	172		SISIBA	182	185	202	20	ARROKET				
115	MARA	126	127	127	1	METTARORA	168	165	172	4	CHIMCHIM	186	194	200	14	BONDET				
116	GLOBAL VILLAG	120	120	126	6	KABIANGA	163	164	170	7	MUFINDI		200	200		CHEBOSWA				
117	NGOINA	116	118	124	8	CUPATEA	150	163	169	19	TOIYOI		200	200		CUPATEA				
118	BWINDI		124	124		CHIMCHIM	161	160	168	7	LIVINGSTONIA	192	196	196	4	EMROK				
119	KYAMUHUNGA	130	124	124	-6	SITOI	162	168	168	6	TILYA	180	194	196	16	GATARE				
120	KOIWA		120	120		SISIBA	158	166	168	10	LELAGOIN	190	190	194	4	GUMARO				

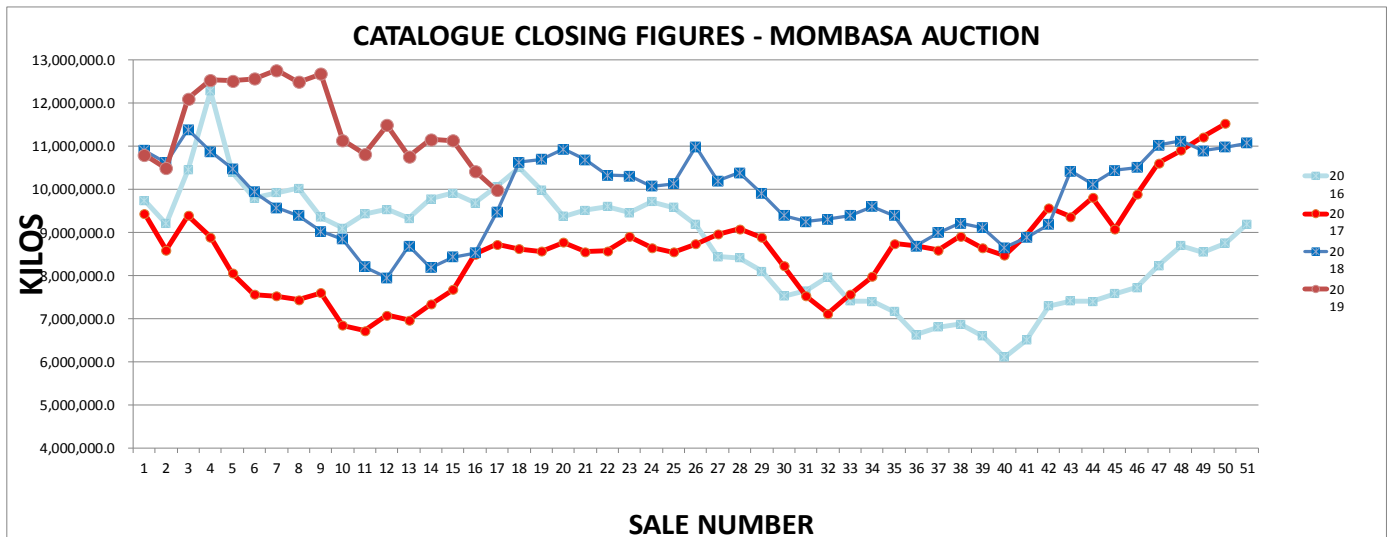
121	NYARINDA	130	120	120	-10	LELAGOIN	145	148	167	22	TILUET	194	194	KAPTIE		
122	ANKOLE	110	116	116	6	TILUET	156	166	166	10	KAISUGU	184	180	190	6	KARAMBI
123	KABALE	110	116	116	6	TILYA	156	155	166	10	KERICHO	180	182	190	10	KARONGI
124	RWENZORI	110	116	116	6	KIPTENDEN	135	140	165	30	KELUNET	180	182	189	9	KERICHO
125	SWAZI	110	116	116	6	TOIYOI	165	165	165	0	KIPTENDEN	182	180	189	7	KIBENA
126	BUGAMBE	113	109	115	2	KOWA	130	164	164	0	KIPKEBE	185	180	185	0	KIMUGU
127	MUGOMA	122	110	110	-12	KIMUGU	160	160	160	0	MUGOMA	180	180	182	2	KIPTAGICH
128	KALINZU	106	110	110	4	TACHASIS	170	160	160	-10	IKANGA	140	182	182	0	KOBEL
129	MOGENI	121	110	110	-11	KELUNET	158	158	158	0	KAPSONGOI	182	178	182	0	KOWA
130	MUNOBWA	110	110	110	0	LIVINGSTONIA	147	155	158	11	BUGAMBE	174	180	180	6	KORUMA
131	MUZIZI	104	104	104	0	IKANGA	116	156	156	0	KORUMA	180	180	180	0	LELAGOIN
132	KIBALE	100	102	102	2	KERICHO	150	155	155	0	SAKAWA	179	180	180	1	MARVERA
133	KIKO	104	102	102	-2	KORUMA	150	155	155	5	IGARA	172	162	180	8	MICHI
134	BUZIRASAGAMA	104	100	100	-4	BUHWEJU	128	110	146	18	MOGENI	164	54	180	16	MOGOGO
135	KIAMARA	95	100	100	5	RWAKA	140	142	142	2	MUZIZI	162	180	180	18	NAMAYIBA
136	MITYANA	100	100	100	0	MOGENI	110	115	140	30	NYAMBYA	180	180	180	0	NJERU
137	MWENGE	106	98	98	-8	SAKAWA	141	135	139	-2	BUHWEJU	164	168	178	14	OLENG
138	TORO	106	98	98	-8	NGOINA	84	74	132	48	KABALE	178	178	178	0	RUBAYA
139	MWERA	104	96	96	-8	JAMJI	130	130	130	0	NYARINDA	166	76	178	12	RUTSIRO
140	KIJURA	100	85	91	-9	IGARA	114	118	126	12	KIPCHABO	166	172	176	10	RWAKA
141	MPANGA	100	88	88	-12	BWIINDI	100	90	122	22	MAHENYE	175	175	175	0	SAKAWA
142	KASAKU	100	80	80	-20	NYARINDA	112	110	122	10	JAMJI	170	150	172	2	SAPTET
143	CHIVANJEE	100	70	70	-30	NYAMBYA	130	120	120	-10	BWIINDI	172	172	172	0	SITOI
144	LUWALA	100	50	60	-10	ARC MOUNTAIN	118	118	118	0	KAKONDE	168	172	172	4	TAGABI
145	ARC MOUNTAIN	100	114	114	14	DINDIRA	112	114	114	2	GISOZI	170	170	170	0	BOITO
146	ARROKET	100	95	113	13	MUZIZI	95	113	113	0	ANKOLE	162	153	166	4	BULWA
147	CHIMCHIM	100	95	111	11	MUGOMA	100	95	111	11	KYAMUHUNGA	168	162	162	-6	BUZIRASAGAMA
148	CUPATEA	100	74	88	14	KAKONDE	74	88	108	34	SWAZI	162	162	162	0	BWIINDI
149	DINDIRA	100	94	90	-10	BUGAMBE	94	90	104	10	KALINZU	160	160	160	0	CHEBANGO
150	GATARE	100	80	90	10	KIBALE	80	90	104	24	KIKO	160	160	160	0	CHELAL
151	GUMARO	100	96	104	8	KAHUNA	96	104	104	0	DINDIRA	130	152	152	22	CHEMAMUL
152	KAISUGU	100	100	102	2	KARAMBI	100	100	102	2	KIBALE	150	150	150	0	CYOHOKA
153	KAPTIE	100	90	100	10	RWENZORI	90	100	102	12	GLOBAL VILLAC	150	140	146	-4	EBEREGE
154	KARAMBI	100	90	102	12	SWAZI	90	102	102	0	TORO	148	144	144	-4	GISOZI
155	KELUNET	100	95	80	-15	KABALE	95	80	100	5	RWENZORI	142	130	142	0	GITHAMBO
156	KIMUGU	100	120	100	-20	MAHENYE	120	100	100	-20	KASAKU	118	136	136	18	HIMA
157	KIPKEBE	100	92	92	0	GLOBAL VILLAGE TEA	92	92	92	0	NGOINA	130	98	134	4	IGEMBE
158	KIPTAGICH	100	90	92	2	KIAMARA	90	92	92	0	RUSEKERE	102	108	130	28	IJENDA
159	KIPTENDEN	100	94	82	-18	KIGEZI HIGHLAND	94	82	92	-2	MABALE	110	130	130	20	IRIINI
160	LELAGOIN	100	90	92	2	TORO	90	92	92	0	MWENGE	132	110	122	-10	KABALE
161	MANARET	100	90	90	0	KALINZU	90	90	90	0	MITYANA	130	115	120	-10	KAHUNA
162	MARVERA	100	90	90	0	KIKO	90	90	90	0	BUZIRASAGAMA	120	110	110	-10	KAPCHORUA
163	MBOGO TEA	100	90	90	0	MWERA	90	90	90	0	MWERA	90	40	110	20	KAPSARA
164	METTARORA	100	70	76	6	ANKOLE	70	76	88	18	CHIVANJEE	120	100	105	-15	KAPSONGOI
165	NAMAYIBA	100	84	70	-14	KIJURA	84	70	86	2	SALAMA	106	104	104	-2	KASAKU
166	RUSEKERE	100	70	80	10	CHIVANJEE	70	80	80	10	KIJURA	90	100	100	10	KAYONZA
167	RUTSIRO	100	80	80	0	MABALE	80	80	80	0	MPANGA	100	75	80	-20	KEBIRIGO
168	SAKAWA	100	70	74	4	MAGURA	70	74	74	4	LUWALA	80	60	70	-10	KIGEZI HIGHLAND
169	SETYON	100	72	72	0	BULWA	72	72	72	0	ARC MOUNTAIN	72	72	72	0	KIGUMBA
170	SIRET	100	70	72	2	MWENGE	70	70	72	2	CHEBOSWA	70	70	70	0	KIP KOIMET
171	BULWA	100	70	70	0	KASAKU	70	70	70	0	GUMARO	70	70	70	0	KIPCHABO
172	CHANGOI	100	55	62	7	NAMAYIBA	55	62	68	13	KAPKO	55	62	68	13	KYAMUHUNGA
173	CHEBANGO	100	60	66	6	MITYANA	60	66	66	0	KAPTIE	60	66	66	0	LIVINGSTONIA
174	CHEMAMUL	100	64	50	-14	MARVERA	64	50	50	-14	KARAMBI	64	50	50	-14	LUWALA
175	CYOHOKA	100	45	40	-5	LUWALA	45	40	44	-1	KIBENA	45	40	44	-1	MABALE

SECONDARY GRADES

Mark	BP/2			Mark	PF/2			Mark	DUST/2			Mark	FNCS/1/2			Mark	BMF							
	Prev	Low	High		De	Pre	Low		High	De	Prev		Low	High	Dev		Prev	Low	High	Dev	Prev	Low	High	Dev
1 KITABI	288	52	298	10	KARONGI	210	232	232	22	NYABIHU	280	280		GACHARAGE	250	242	242	-8	CUPATEA	60	54	92	32	
2 NYABIHU	280	275	298	18	NSHLI KIVU		225	225		KITABI	286	217	277	-9	MUNGANIA	155	198	198	43	KIPSINENDE	80	80	80	
3 RUBAYA	290	275	292	2	GISAKURA	236	220	220	-16	RUBAYA	258	215	260	2	THUMAITA	169	183	192	23	NYAMBAYA	54	78	78	24
4 GATARE	262	234	250	-12	NDARAWETTA	160	164	186	26	GISOVU	200	205	208	8	RUKURIRI	204	183	183	-21	KABIANGA	58	52	74	16
5 NSHLI KIVU	223	240	240	17	PFUNDA	195	170	170	-25	GITHONGO	159	173	173	14	TEZA		180	180		NGORONGO	62	70	70	8
6 MATA	226	223	225	-1	CHEBANGO	164	170	170	6	RUKERI	170	172	172	2	RWEGURA	175	177	177	2	HIMA	62	70	70	0
7 GISAKURA	225	220	220	-5	MBOGO TEA	164	153	167	3	MUSHUBI	165	165	165		MUSHUBI	170	176	176	6	RWENZORI	55	52	67	12
8 RUKERI		202	202		SIOMA	146	146	146	0	MATA	164	164	164		PFUNDA	159	165	173	14	MAHENYE	52	62	62	
9 PFUNDA	200	200	200	0	REYNA	144	130	130	-14	MOMUL	163	163	163		KAMBAA	180	160	172	-8	KAISUGU	58	56	60	2
10 RWEGURA	175	168	168	-7	KAYONZA	130	130	130		THUMAITA	145	140	150	5	KIMUNYE	170	152	170	0	KIMUGU	54	60		
11 MARAMBA	157	158	158	1	ELGON TEA	105	110	110	5	KAMARYA	142	142	142		MAKOMBOKI	173	150	165	-8	KORUMA	56	56	58	2
12 NGORONGO	140	148	148	8	BUHWEJU	110	85	105	-5	KIONYO	148	140	140	-8	RAGATI	128	162	162	34	MABROUKIE	54	58	58	4
13 KARIRANA	144	146	146		TAGABI		100	100		OLENG	139	139	139		GITHONGO	130	130	162	32	MANARET	58	56	58	0
14 REYNA	146	136	136	-10	TILYA	74	100	100	26	NDARUGU	137	137	137		MOMUL	182	160	160	-22	CHEMAMUL	54	58	58	4
15 KORUMA	128	128	128	0	HIMA		98	98		TEZA	128	136	136	8	OLENG	130	120	160	30	KIBWARI	58	58	58	
16 MOGENI	128	124	127	-1	CHIVANJEE	96	55	91	-5	WERU	156	135	135	-21	MWAMU	130	160	160	30	LIVINGSTONIA	58	58	58	0
17 KERICHO	124	124	126	2	MARA	100	90	90	-10	MICHI	145	129	134	-11	KAPKO	101	158	158	57	CHIMCHIM	57	57	57	0
18 TILYA		126	126		MOGENI		75	88		GISAKURA	135	130	130	-5	GATUNGURU	138	148	158	20	DINDIRA	62	57	57	-5
19 KIBALE	114	108	108	-6	KORUMA	86	70	86	0	GITHAMBO	138	130	130	-8	GISAKURA	150	150			TAGABI	57	57		
20 KALINZU	118	108	108	-10	NYAMBAYA		85	85		IMENTI	125	125	125		BOITO	90	150	150	60	CHIVANJEE	50	48	57	7
21 IGARA	122	104	104	-18	ANKOLE	88	70	84	-4	NDIMA	139	125	125	-14	KANGAITA	170	150	150	-20	ITONA	51	57		
22 BUGAMBE	122	103	103	-19	KALINZU	76	80	80	4	GACHEGE	110	120	120	10	WERU	132	125	150	18	BUHWEJU	56	53	56	0
23 MUZIZI	110	102	102	-8	KIJURA	78	80	80	2	MANARET	127	116	116	-11	KIONYO	150	148	148	-2	JAMJI	56	56	56	0
24 BUHWEJU	54	100	100		RWENZORI	86	53	76	-10	CUPATEA	116	54	115	-1	NJUNU	182	148	148	-34	KERICHO	58	54	56	-2
25 ANKOLE	122	100	100	-22	BULWA	75	75	75		KAYONZA	102	105	115	13	NDIMA	120	144	144	24	MARAMBA	58	56	56	-2
26 HIMA	110	84	100	-10	BUZIRASAGAM/	75	75	75	0	NYANKOBA	115	115	115		MICHI	112	115	140	28	REYNA	56	56	56	
27 BULWA	102	99	99	-3	MUNOBWA		52	74		MULINDI	104	85	112	8	CHEBUT	130	130	140	10	SAKAWA	56	56	56	0
28 KIURA	100	93	99	-1	RUSEKERE	70	70	70	0	ITUMBE	110	110	110		GITHAMBO	145	140	140	-5	DL TEAS	58	56	56	-2
29 RUSEKERE	102	98	98	-4	SAKAWA	88	70	70	-18	NDARAWETTA	130	110	110	-20	KAPTUMO	128	130	140	12	GLOBAL VILLAG	56	56	56	0
30 ARC MOUNTAIN	105	96	96	-9	KABALE	70	70	70		MUDETE	109	109	109		KIEGOI	170	140	140	-30	SWAZI	56	53	56	0
31 CHIVANJEE	105	96	96	-9	KAKONDE	77	70	70	-7	SHAGASHA	157	105	105	-52	NGERE	174	127	140	-34	BUGAMBE	56	52	54	-2
32 KKO	107	90	90	-17	MWERA	66	70	70	4	KABIANGA	100	100	100		SHAGASHA	120	138	138	18	ELGON TEA	58	54	54	-4
33 MWERA	110	90	90	-20	JAMJI	65	69	69		RWEGURA	105	95	95	-10	KAYONZA	144	104	136	-8	MBOGO TEA	58	54	54	-4
34 ARROKET					IGARA	75	66	66	-9	KAISUGU	98	52	90	-8	KIRU	126	136			MUGOMA	52	54	54	2
35 CHEBOSWA					TORO	58	60	64	6	MUNOBWA	74	74	90		TEBESONIK	110	132	136	26	KABALE	54	54		
36 CHIMCHIM					BWINDI		56	62		NYAMBAYA	75	65	89	14	MULINDI	125	134	135	10	KYAMUHUNGA	53	54	54	1
37 CUPATEA					SWAZI	75	54	62	-13	MARA	94	82	88	-6	MUDETE	90	102	134	44	TILYA	54	54	54	0
38 DINDIRA					KIGEZI HIGHLAN	68	60	60	-8	CHEBOSWA	85	85	85		KEBIRIGO	90	120	132	42	KIBALE	50	53	53	3
39 ELGON TEA					MWENGE	62	58	60	-2	MABROUKIE	52	52	85		MOTIGO	90	112	132	42	BULWA	52	50	53	1
40 EMROK					GLOBAL VILLAG	120	57	57	-63	SAKAWA	62	52	82	20	TOMBE	92	131	131	39	CHEBANGO	53	53		
41 GISOVU					KAPTIEN	70	56	56	-14	NJERU	81	81	81		TIRGAGA	148	130	130	-18	KIAMARA	52	53	53	1
42 GUMARO					MUGOMA	60	55	55	-5	GUMARO	90	80	80	-10	IRIANI	124	130			SETYON	58	52	52	-6
43 JAMJI					MPANGA	60	55	55	-5	KIGUMBA	89	80	80	-9	NDARUGU	102	130	130	28	ANKOLE	52	50	52	0
44 KAVISUGU					KAPSONGOI		53	54		MOTIGO	87	80	80	-7	GACHEGE	168	129	129	-39	KAKONDE	52	52	52	0
45 KAPKO					TILUET		52	54		HIMA	70	70	78		TOROR	132	125	128	-4	KIGEZI HIGHLAN	52	52	52	0
46 KAPTIEN					KIAMARA		52	52		BUZIRASAGAM/	75	77	77	2	MABAYI	135	127	127	-8	LUWALA	52	52	52	0
47 KARONGI					MARVERA		50	50		KAPTUMO	60	70	70		NYANKOBA	127	127	127	0	MPANGA	52	52	52	
48 KIMUGU					LUWALA	50	48	48	-2	IKANGA	50	62	62		THETA	138	127	127	-11	IGARA	52	51	51	-1
49 KIPTAGICH					ARC MOUNTAIN					SWAZI	110	62	62	-48	KAPSET	118	126	126	8	KALINZU	52	48	50	-2
50 KOBEL					ARROKET					ANKOLE	84	60	60	-24	NDUTI		125	125		MUFINDI	50	50	50	
51 KOIWA					BUGAMBE					KIPSINENDE	56	58	58	2	SITOI	105	120	120	15	MWENGE	50	49	50	0
52 MABROUKIE					CHEBOSWA					EMROK	58	56	56	-2	KAPKATET		120	120		RUSEKERE	50	45	49	-1
53 MANARET					CHIMCHIM					JAMJI	51	56			ROROK	100	120	120	20	KIKO	51	49	49	-2
54 MARVERA					CUPATEA					DL TEAS	60	54	56	-4	KIPTAGICH	112	118	118	6	KIJURA	50	46	48	-2
55 MBOGO TEA					DINDIRA					IGARA	58	56	56	-2	SIONGO	92	115	115	23	MUZIZI	52	46	48	-4
56 METTARORA					EMROK					NYARINDA	66	55	55	-11	ITUMBE	112	112	112	0	MWERA	49	46	48	-1
57 MICHI					GATARE					KIMUGU	54	54			SWAZI	66	54	112	46	MARVERA	44	47	47	3
58 MOGOGO					GISOVU					MUGOMA	57	50	54	-3	KOBEL	104	110	110	6	MITYANA	50	47	47	-3
59 MOMUL					GUMARO					KARIRANA	68	50	52	-16	REYNA	115	95	110	-5	ARC MOUNTAIN				
60 MUGOMA					KAISUGU					KOIWA	36	52			BUHWEJU	66	56	105	39	ARROKET				
61 MULINDI					KAPKO					MARAMBA	58	52	52	-6	TEGAT	87	105	105	18	CHEBOSWA				
62 MUSHUBI					KARIRANA					NGORONGO	58	52	52	-6	MOGOGO		102	102		EMROK				
63 NJERU					KERICHO					CHIMCHIM	54	50	50	-4	NDARAWETTA	164	100	102	-62	GATARE				
64 OLENG					KIBALE					MBOGO TEA	72	50	50	-22	MANARET		100	100		GISAKURA				
65 RAGATI					KIMUGU					KALINZU	60	50	50	-10	MABROUKIE	70	92	94	24	GISOVU				
66 SAKAWA					KIPTAGICH					LIVINGSTONIA	60	50	50	-10	CUPATEA	79	74	92	13	GUMARO				
67 SETYON					KITABI					MPANGA	52	50	50	-2	NGORONGO	87	70	92	5	KAPKO				
68 SHAGASHA					KOBEL					ARROKET	46	48			MARA		90	92		KAPTIEN				
69 SITOI					KOIWA					SIOMA	45	45	45	0	CHIVANJEE	66	57	91	25	KARIRANA				

CATALOGUE CLOSING FIGURES – 2018 Vs 2019

Sale No.	2016		2017		2018		2019		Diferencial 2019 Vs. 2018	
	Pkgs	Kilos	Pkgs	Kilos	Pkgs	Kilos	Pkgs	Kilos	Pkgs	Kilos
1	148,451	9,735,654.5	145,178	9,437,045.5	170,026	10,902,243.0	165,608	10,795,804.5	- 4,418	- 106,438.5
2	139,820	9,199,450.0	140,125	8,593,123.5	165,456	10,623,001.0	160,608	10,482,869.5	- 4,848	- 140,131.5
3	159,276	10,449,664.5	144,994	9,386,541.5	179,439	11,385,435.0	187,639	12,104,346.0	8,200	718,911.0
4	188,659	12,275,549.0	138,097	8,890,671.5	168,997	10,873,246.0	193,793	12,539,070.2	24,796	1,665,824.2
5	159,398	10,393,542.0	124,938	8,054,484.0	162,594	10,480,140.0	192,328	12,519,010.5	29,734	2,038,870.5
6	150,152	9,801,201.0	117,320	7,562,742.7	153,970	9,941,178.0	192,460	12,566,275.0	38,490	2,625,097.0
7	153,397	9,915,132.0	116,361	7,518,587.5	148,003	9,566,966.0	197,504	12,757,527.7	49,501	3,190,561.7
8	154,458	10,019,049.5	115,356	7,439,711.0	144,742	9,391,252.0	192,595	12,485,545.5	47,853	3,094,293.5
9	143,119	9,357,930.0	117,140	7,597,207.0	139,959	9,020,760.0	197,633	12,679,376.5	57,674	3,658,616.5
10	139,747	9,097,239.0	105,840	6,845,830.5	137,540	8,841,378.0	172,431	11,133,323.5	34,891	2,291,945.5
11	144,515	9,424,673.5	103,585	6,720,482.5	126,153	8,199,578.0	167,105	10,818,837.0	40,952	2,619,259.0
12	145,973	9,530,611.0	108,818	7,078,896.5	122,280	7,950,062.0	178,726	11,482,958.0	56,446	3,532,896.0
13	142,210	9,321,487.0	106,738	6,966,532.5	133,419	8,686,279.0	166,395	10,756,103.0	32,976	2,069,824.0
14	150,415	9,774,359.5	111,839	7,331,690.5	126,598	8,187,381.0	172,295	11,157,763.0	45,697	2,970,382.0
15	151,648	9,914,957.5	117,718	7,672,851.0	129,007	8,426,139.0	173,514	11,124,415.5	44,507	2,698,276.5
16	147,839	9,679,159.0	130,737	8,495,693.0	130,302	8,519,375.0	162,244	10,421,163.0	31,942	1,901,788.0
17	153,600	10,060,731.0	133,590	8,719,546.0	144,877	9,463,195.0	155,300	9,977,213.0	10,423	514,018.0
18	151,268	10,502,473.0	132,188	8,612,581.5	161,933	10,628,353.0			- 161,933	- 10,628,353.0
19	152,683	9,983,086.0	131,831	8,558,320.5	163,252	10,697,993.0			- 163,252	- 10,697,993.0
20	142,133	9,369,893.0	134,729	8,763,410.0	167,272	10,932,188.0			- 167,272	- 10,932,188.0
21	144,104	9,509,564.0	131,634	8,550,796.0	163,267	10,680,522.0			- 163,267	- 10,680,522.0
22	146,216	9,600,156.0	131,700	8,572,204.0	158,259	10,326,586.0			- 158,259	- 10,326,586.0
23	143,286	9,455,061.0	137,700	8,897,500.0	158,710	10,310,596.0			- 158,710	- 10,310,596.0
24	148,330	9,714,505.0	132,606	8,644,644.0	156,160	10,069,790.0			- 156,160	- 10,069,790.0
25	146,750	9,575,912.5	130,856	8,539,642.0	158,268	10,130,119.0			- 158,268	- 10,130,119.0
26	140,955	9,185,569.0	134,420	8,734,861.0	172,659	10,990,667.0			- 172,659	- 10,990,667.0
27	128,199	8,441,443.0	137,592	8,961,409.0	157,618	10,195,939.0			- 157,618	- 10,195,939.0
28	129,427	8,405,546.0	139,587	9,082,566.0	161,018	10,378,590.0			- 161,018	- 10,378,590.0
29	124,024	8,100,347.0	136,100	8,885,641.0	153,715	9,904,349.0			- 153,715	- 9,904,349.0
30	116,127	7,517,405.5	127,020	8,224,195.0	145,382	9,386,647.0			- 145,382	- 9,386,647.0
31	118,392	7,648,417.0	116,082	7,525,278.0	143,838	9,249,722.0			- 143,838	- 9,249,722.0
32	121,941	7,968,002.0	109,583	7,112,977.0	145,418	9,304,245.0			- 145,418	- 9,304,245.0
33	114,684	7,411,426.0	117,196	7,560,646.0	146,137	9,387,631.0			- 146,137	- 9,387,631.0
34	115,065	7,401,593.0	124,100	7,974,797.0	149,397	9,595,599.5			- 149,397	- 9,595,599.5
35	111,398	7,162,051.0	134,339	8,736,776.0	146,652	9,389,530.5			- 146,652	- 9,389,530.5
36	103,211	6,620,776.0	133,343	8,692,718.0	134,282	8,680,839.5			- 134,282	- 8,680,839.5
37	105,363	6,801,861.0	131,860	8,589,806.0	139,101	8,989,967.0			- 139,101	- 8,989,967.0
38	105,991	6,874,694.0	136,152	8,913,732.0	143,642	9,210,797.0			- 143,642	- 9,210,797.0
39	102,399	6,593,834.0	132,480	8,632,611.0	140,946	9,108,030.5			- 140,946	- 9,108,030.5
40	93,697	6,101,035.0	129,850	8,468,285.0	132,790	8,647,179.5			- 132,790	- 8,647,179.5
41	100,438	6,506,134.0	137,560	8,931,039.0	136,599	8,885,007.0			- 136,599	- 8,885,007.0
42	113,860	7,296,708.0	147,380	9,566,121.5	140,880	9,187,387.5			- 140,880	- 9,187,387.5
43	113,933	7,409,459.5	143,755	9,362,940.0	160,311	10,419,218.5			- 160,311	- 10,419,218.5
44	113,258	7,400,472.0	150,080	9,803,157.5	155,019	10,118,475.5			- 155,019	- 10,118,475.5
45	115,579	7,575,449.0	138,321	9,075,225.0	159,826	10,440,717.5			- 159,826	- 10,440,717.5
46	118,525	7,716,618.5	151,239	9,885,740.0	161,570	10,503,250.5			- 161,570	- 10,503,250.5
47	126,695	8,229,984.0	162,135	10,607,228.0	169,339	11,025,908.0			- 169,339	- 11,025,908.0
48	133,650	8,694,053.5	167,935	10,903,011.0	171,736	11,119,224.5			- 171,736	- 11,119,224.5
49	132,838	8,544,808.0	172,760	11,213,580.0	166,856	10,894,351.5			- 166,856	- 10,894,351.5
50	136,984	8,747,685.0	178,260	11,522,884.0	168,848	10,976,973.5			- 168,848	- 10,976,973.5
51	141,000	9,192,163.0			171,146	11,070,784.5			- 171,146	- 11,070,784.5
Total	6,825,080	445,208,574.5	6,630,747	430,417,958.7	7,745,208	501,294,787.0	3,028,178	195,801,601.4	-4,717,030	-305,493,185.6



(Please note figures inclusive of reprints)

