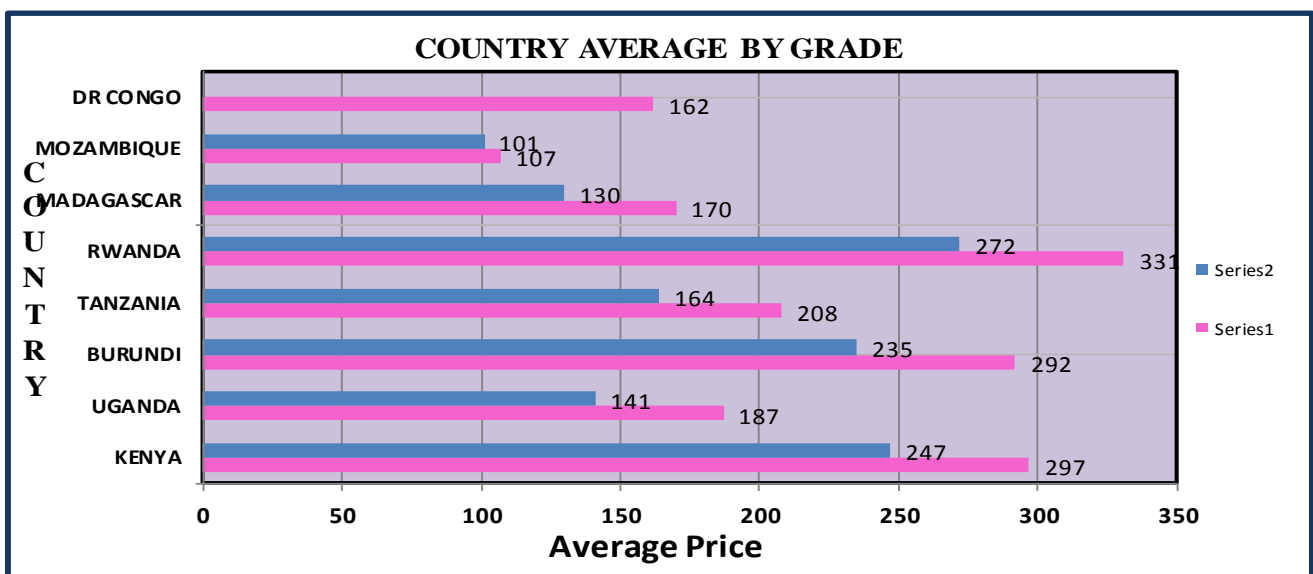




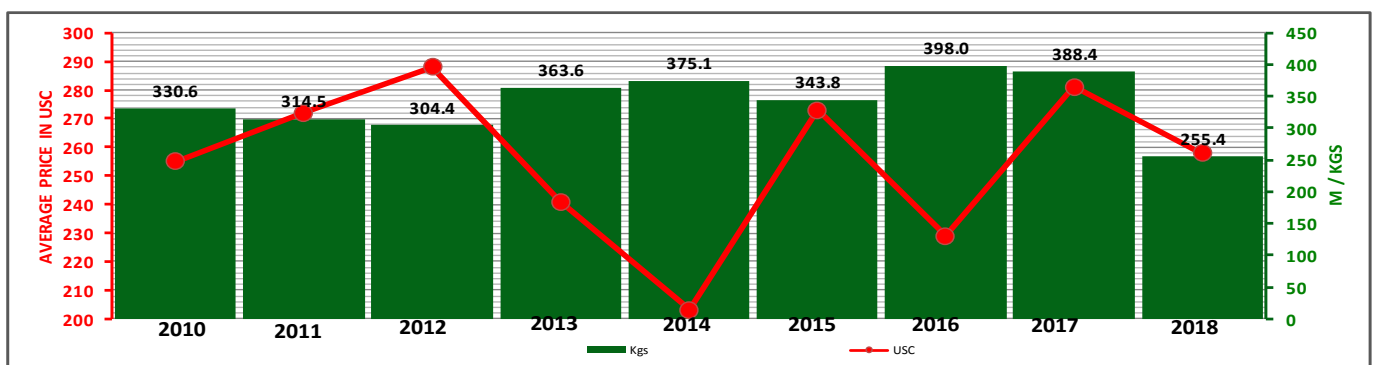
## Mombasa Auction: Country Average Prices in US Cents Sale 29 (2017 vs. 2018)

COUNTRY	AV 2017	AV 2018	BP1	PF1	PD	D1	BP	PF	D	FNGS	BMF
KENYA	297	247	249	260	251	262	132	175	158	153	106
UGANDA	187	141	131	149	163	153	110	136	149	124	99
BURUNDI	292	235	213	243	242	270				183	
TANZANIA	208	164	119	180	201	185	108	134	125	134	98
RWANDA	331	272	308	283	262	266	230	247	227	200	143
MADAGASCAR	170	130						130			
MOZAMBIQUE	107	101							117	108	92
DR CONGO	162										
ALL AUCTION AVERAGE	283	231	242	251	240	241	151	156	163	142	101



## Mombasa Auction - Auction Quantities & Average Prices 2010 - 2018

	Jan		Feb		Mar		Apr		May		Jun		Jul		Aug		Sep		Oct		Nov		Dec		Total			
	Kgs	USC	Kgs	USC	Kgs	USC	Kgs	USC	Kgs	USC	Kgs	USC	Kgs	USC	Kgs	USC	Kgs	USC	Kgs	USC	Kgs	USC	Kgs	USC	Kgs	USC		
2018	49.3	279	34.3	281	29.6	265	39.9	252	38.7	247	37.3	239	27.3	235													255.4	258
2017	40.9	284	25.4	285	25.2	274	28.7	272	38.7	275	31.0	289	31.2	283	27.1	275	32.3	286	40.9	291	35.5	283	31.3	266			388.4	281
2016	37.0	256	36.6	237	40.7	223	35.3	204	44.4	212	34.2	227	29.2	231	21.7	218	23.8	222	24.6	223	36.3	250	23.6	252			398.0	229
2015	33.5	214	31.0	227	30.2	254	22.4	257	21.2	285	35.4	300	21.9	310	22.4	294	32.1	284	25.3	302	32.4	289	35.4	285			343.8	273
2014	25.1	256	30.6	224	36.6	208	21.8	207	35.7	196	44.9	191	28.1	205	24.6	203	33.2	190	28.1	192	33.6	191	32.8	189			375.1	203
2013	35.7	305	29.9	292	28.5	264	32.0	237	31.5	239	34.7	231	34.6	229	25.5	228	24.0	213	28.4	202	32.5	210	26.5	234			363.6	241
2012	36.1	264	27.2	265	23.9	274	22.8	279	17.8	281	24.1	289	26.8	299	22.6	309	21.9	304	31.8	297	27.9	304	21.4	307			304.4	288
2011	24.8	294	24.6	277	31.4	274	17.1	266	32.9	262	30.4	271	25.4	282	26.2	282	20.8	267	23.4	265	33.8	266	23.8	261			314.5	272
2010	27.9	284	29.1	295	33.5	280	24.6	261	41.6	235	33.7	222	27.2	216	25.1	250	17.9	249	18.3	250	30.5	254	21.0	270			330.6	255



*July includes sold kilos and average price for sale 27 to 29 only.*

## BUYERS' PURCHASES SALE 29 2018

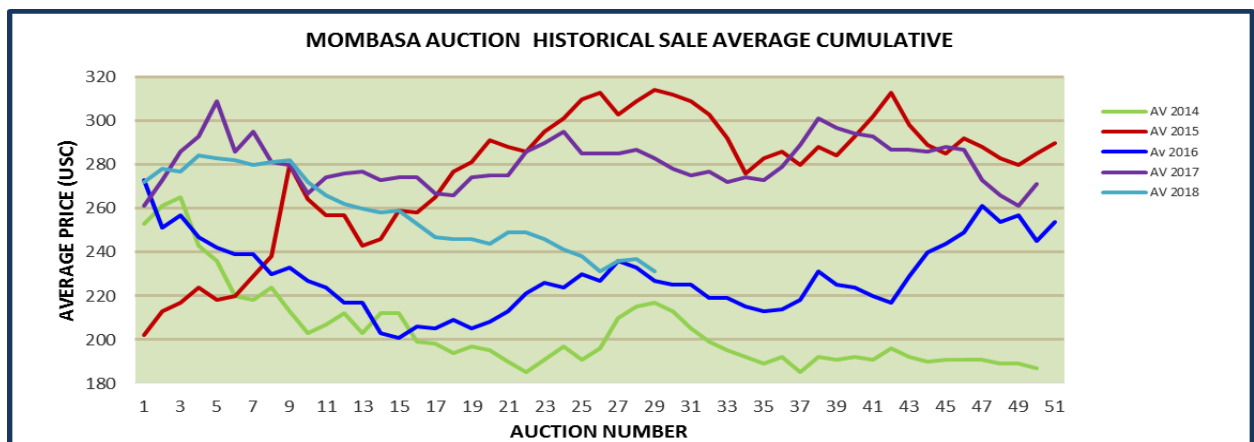
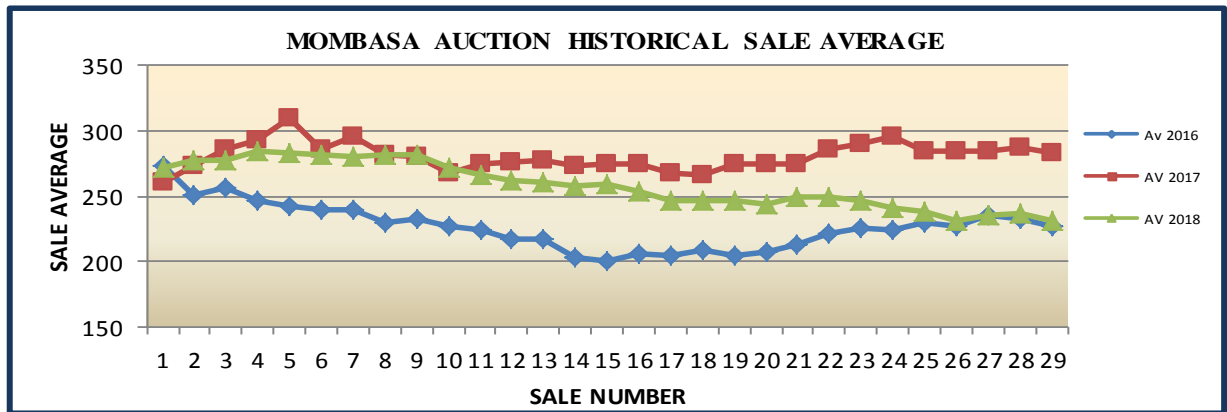
Buyer	% Sold	Totals	BP1	PF1	PD	DUST1	BP2	PF2	DUST2	FNGS	BMF
GLOBAL TEA &	17.29	23,180	1,040	7,680	7,680	2,900	40	620	1,520	1,140	560
CARGILL KENYA	12.82	17,180	2,040	11,040	4,100	0	0	0	0	0	0
CHAI TRADING	9.54	12,781	660	10,600	580	600	40	81	160	60	0
JAMES FINLAY	8.44	11,318	659	3,280	3,840	1,280	540	20	80	1,080	539
COFFTEA AGENCIES	6.22	8,340	4,080	660	600	0	0	340	0	1,940	720
L.A.B.	5.34	7,160	280	1,820	3,580	1,380	100	0	0	0	0
MOMBASA COFFEE	4.91	6,580	80	760	3,940	1,760	40	0	0	0	0
SSOE (KENYA)	4.67	6,260	1,340	1,960	660	240	140	380	420	840	280
VAN REES KENYA	4.54	6,080	480	3,700	880	780	60	140	40	0	0
M.J. CLARKE LTD	3.82	5,120	240	860	2,420	680	0	40	0	880	0
DEVCHAND	3.10	4,160	40	4,120	0	0	0	0	0	0	0
SHAKAB	1.67	2,240	0	1,780	120	40	20	0	80	200	0
ALIBHAI RAMJI	1.61	2,160	40	1,020	200	340	0	140	120	140	160
AL-EMIR LTD	1.46	1,960	0	1,800	0	120	0	40	0	0	0
IMPERIAL TEAS	1.24	1,660	680	280	160	360	0	40	140	0	0
ABBAS TRADERS	1.21	1,620	0	1,000	240	0	0	380	0	0	0
RANFER TEAS K	1.07	1,440	760	120	40	240	100	80	20	80	0
PWANI HAULIERS	1.03	1,380	180	280	0	0	40	120	80	20	660
AFRO TEAS LIMITED	1.01	1,359	0	60	0	0	0	540	0	659	100
EMPIRE KENYA	0.81	1,080	880	120	40	0	0	40	0	0	0
AIMCO	0.78	1,040	40	20	0	0	0	40	80	120	740
McLEOD RUSSEL	0.78	1,040	80	460	40	40	0	120	140	140	20
CHAMU SUPPLIES	0.76	1,020	760	40	120	40	20	0	0	40	0
SARDIA	0.72	960	0	0	0	0	0	40	40	380	500
MAYMUN	0.70	940	0	0	0	0	200	0	20	0	720
INDO-AFRICAN TEA	0.64	860	40	540	40	0	20	180	0	40	0
TROPICAL CROPS &	0.61	820	120	0	40	0	40	20	40	180	380
LINDOP & COMPANY	0.37	500	0	320	80	0	0	0	100	0	0
SUMMER LINER	0.36	480	0	0	40	0	240	20	20	60	100
STANSAND (A) LTD	0.34	459	0	0	120	0	0	140	0	199	0
KIRINDO TRADERS	0.28	380	0	0	0	0	80	0	0	0	300
APT COMMODITIES	0.27	360	0	0	0	0	0	0	360	0	0
TANZIL TRADING	0.25	340	0	0	0	0	0	0	0	0	340
MOMBASA TEA	0.22	300	0	0	120	40	140	0	0	0	0
TUSHA TEA LIMITED	0.21	280	280	0	0	0	0	0	0	0	0
LULA TRADING	0.19	260	0	0	0	0	20	0	0	0	240
MARA CHAI LIMITED	0.16	220	180	40	0	0	0	0	0	0	0
JAWAI TEA LIMITED	0.15	200	80	80	20	0	20	0	0	0	0
AEON TEA KENYA	0.13	180	0	0	0	0	0	0	0	180	0
BURALE CLEARING	0.12	160	0	0	0	0	0	0	0	0	160
RIOTANA TRADING	0.09	120	40	0	0	0	60	20	0	0	0
LUTEX LIMITED	0.03	40	40	0	0	0	0	0	0	0	0
TRUST TEA	0.01	20	0	0	0	0	20	0	0	0	0

### Kilos Sold By Country - Sale no. 29 & Cumulative to date (2017 vs 2018)

	Current Sale 29/2018		Same Sale Last Year 29/2017		Year To Date Sale 01-29/2018		Last Year To Date Sale 01-29/2017	Variance 2018 vs 2017
	Pkgs	Kilos	Pkgs	Kilos	Pkgs	Kilos	Kilos	Kilos
<b>KENYA</b>	98,839	6,629,681.00	92,941	6,186,606.00	2,941,479	197,389,427.30	166,871,606.30	<b>30,517,821</b>
<b>UGANDA</b>	22,098	1,208,003.00	16,860	969,203.00	552,088	30,703,855.00	25,754,178.00	<b>4,949,677</b>
<b>BURUNDI</b>	2,820	179,003.00	3,560	223,226.00	80,787	5,125,306.00	5,030,545.00	<b>94,761</b>
<b>TANZANIA</b>	3,000	170,180.00	1,780	104,396.00	152,873	8,351,067.00	3,844,416.50	<b>4,506,651</b>
<b>RWANDA</b>	6,420	437,792.00	5,620	381,180.00	189,725	12,902,907.00	11,401,935.00	<b>1,500,972</b>
<b>MALAWI</b>							24,120.00	<b>(24,120)</b>
<b>MADAGASCAR</b>	40	1,912.00	80	4,304.00	300	16,160.00	59,844.00	<b>(43,684)</b>
<b>MOZAMBIQUE</b>	820	30,588.00	420	18,296.00	10,850	477,083.00	453,060.00	<b>24,023</b>
<b>DR CONGO</b>			100	5,288.00	2,280	144,248.00	370,504.00	<b>(226,256)</b>
<b>ETHIOPIA</b>					6,280	286,036.00	237,967.00	<b>48,069</b>
<b>TOTALS:</b>	<b>134,037</b>	<b>8,657,159.00</b>	<b>121,361.0</b>	<b>7,892,499.00</b>	<b>3,936,662</b>	<b>255,396,089.30</b>	<b>214,048,175.80</b>	<b>41,299,845</b>

## Mombasa Auction - Historical Averages Comparative 2016 - 2018

SALE NO.	Av 2016	AV 2017	AV 2018	2018	2018	2018	2018	2018	2018	2018	2018	2018
				BP1	PF1	PD	D1	BP2	PF2	D2	FNGS	BMF
1	273	261	272	262	287	293	290	195	185	185	171	142
2	251	273	278	277	294	298	299	201	180	184	174	138
3	257	286	277	276	301	298	302	196	175	188	166	131
4	247	293	284	278	310	298	303	204	184	191	169	130
5	242	309	283	269	306	301	310	204	179	201	169	126
6	239	286	282	277	303	300	317	190	175	197	164	125
7	239	295	280	274	300	302	309	202	186	204	166	131
8	230	281	281	278	298	301	307	203	180	199	169	129
9	233	280	282	284	300	300	304	197	182	195	172	130
10	227	267	272	263	289	296	301	199	187	204	171	131
11	224	274	266	262	284	279	278	210	178	194	169	128
12	217	276	262	256	279	282	282	185	181	186	167	127
13	217	277	260	253	288	261	268	187	181	179	172	130
14	203	273	258	253	281	264	270	189	185	180	171	137
15	201	274	259	256	281	262	269	179	183	172	168	136
16	206	274	253	251	276	261	267	196	181	172	167	131
17	205	267	247	241	274	244	254	192	186	179	170	127
18	209	266	246	227	271	249	253	176	176	171	164	128
19	205	274	246	227	273	248	254	171	172	168	164	129
20	208	275	244	222	274	245	251	177	168	159	164	127
21	213	275	249	222	278	252	258	162	170	165	158	121
22	221	286	249	221	276	253	256	176	175	165	158	114
23	226	290	246	229	273	253	254	168	168	166	154	108
24	224	295	241	229	267	250	248	164	162	163	150	104
25	230	285	238	228	266	247	245	150	161	158	149	98
26	227	285	231	206	261	242	246	150	143	154	137	91
27	236	285	236	223	264	243	245	149	149	157	138	95
28	233	287	237	232	262	244	249	152	152	163	140	98
29	227	283	231	242	251	240	241	151	156	163	142	101
<b>Average</b>	<b>227</b>	<b>280</b>	<b>258</b>	<b>248</b>	<b>281</b>	<b>269</b>	<b>272</b>	<b>181</b>	<b>173</b>	<b>178</b>	<b>161</b>	<b>121</b>



**Actual Packages on offer for coming sale 30 of 23<sup>rd</sup> & 24<sup>th</sup> July, 2018  
(By Grade / by Country)**

	BP1	PF1	PD	DUST1	BP2	PF2	DUST2	FNGS	BMF	Total
KENYA	12,000	46,000	25,780	8,800	1,020	560	1,960	4,278	2,300	102,698
UGANDA	2,060	4,778	6,460	3,180	740	2,600	820	3,440	3,332	27,410
RWANDA	1,720	2,839	1,640	500	440	200	400	340	160	8,239
BURUNDI	879	1,956	480	200	0	0	40	320	0	3,875
TANZANIA	540	580	400	140	160	260	180	380	460	3,100
MOZAMBIQUE	0	0	0	0	0	0	20	0	0	20
<b>Total</b>	<b>17,199</b>	<b>56,153</b>	<b>34,760</b>	<b>12,820</b>	<b>2,360</b>	<b>3,620</b>	<b>3,420</b>	<b>8,758</b>	<b>6,252</b>	<b>145,342</b>

**Upcoming Auction Offerings by Country  
Sale no. 30 and 31/ 2018**

COUNTRY	Sale 30/ 2018 (Actual packages)		Sale 31/ 2018		VARIANCE
	Pkgs	Kgs	Pkgs	Kgs	Kgs
KENYA	102,698.00	6,837,883.00	99,598.00	6,664,969.00	172,914.00
UGANDA	27,410.00	1,583,561.00	30,440.00	1,691,168.00	(107,607.00)
RWANDA	8,239.00	558,874.00	7,960.00	543,472.00	15,402.00
BURUNDI	3,875.00	242,592.00	3,800.00	237,381.00	5,211.00
TANZANIA	3,100.00	162,737.00	2,040.00	112,732.00	50,005.00
MOZAMBIQUE	20.00	1,000.00			1,000.00
<b>TOTALS:</b>	<b>145,342.00</b>	<b>9,386,647.00</b>	<b>143,838.00</b>	<b>9,249,722.00</b>	<b>136,925.00</b>

# MAIN GRADE COMPARATIVE RANKINGS – SALE 29 2018

Mark	BP1				Mark	PF1				Mark	PD				Mark	DUST1			
	Pre	Lo	High	De		Prev	Low	Hig	Dev		Pre	Low	Hig	De		Prev	Lo	Hig	Dev
1 NYABIHU	380	383	383	3	GATHUTHI	326	320	320	-6	GACHARAGE	324	312	322	-2	KATHANGARIRI	318	318	326	8
2 RUBAYA	350	360	375	25	MUNUNGA	336	320	320	-16	KATHANGARIRI	314	316	322	8	KIMUNYE	320	316	316	-4
3 GACHARAGE	328	364	364	36	KITABI	322	308	315	-7	IKUMBI	308	290	320	12	GATHUTHI	325	315	315	-10
4 RUKURIRI	330	342	356	26	KATHANGARIRI	332	310	314	-18	IRIAINI	300	298	320	20	NDARUGU	304	286	315	11
5 GITUGI	341	332	352	11	KIMUNYE	330	310	314	-16	KAGWE	308	296	320	12	THUMAITA	310	300	315	5
6 GITHONGO	338	336	351	13	RUKURIRI	324	312	314	-10	NDIMA	308	304	320	12	IKUMBI	304	312	312	8
7 NSHILI KIVU	304	314	347	43	MUNGANIA	322	305	311	-11	NGERE	306	300	320	14	GACHARAGE	310	310	310	0
8 KITABI	330	335	345	15	RUBAYA	305	300	310	5	THUMAITA	314	296	320	6	MUNGANIA	298	292	310	12
9 MUNUNGA	335	338	342	7	NYABIHU	350	308	310	-40	NJUNU	312	300	319	7	NJUNU	294	300	310	16
10 KATHANGARIRI	340	336	340	0	NJUNU	326	306	309	-17	THETA	300	296	319	19	THETA	304	296	310	6
11 NJUNU	328	305	338	10	GITUGI	320	304	306	-14	NDARUGU	300	298	318	18	KAGWE	300	288	308	8
12 MUNGANIA	321	300	333	12	IMENTI	318	302	305	-13	RAGATI	300	296	316	16	NDIMA	298	304	307	9
13 THETA	308	306	330	22	KANGAITA	322	304	305	-17	RUBAYA	311	316	316	5	GITUGI	298	306	306	8
14 THUMAITA		314	330		GACHARAGE	312	298	304	-8	MATAARA	300	292	316	16	RUKURIRI	300	300	305	5
15 IMENTI	325	295	326	1	NDIMA	310	300	304	-6	GATHUTHI	310	307	310	0	IMENTI	306	304	304	-2
16 KIMUNYE	310	300	322	12	GITHONGO	310	292	300	-10	MUNUNGA	302	294	310	8	MAKOMBOKI	296	304	304	8
17 NGERE	310	300	320	10	KAGWE	308	296	300	-8	KITABI	318	305	308	-10	MUNUNGA	304	304	304	0
18 GATARE		316	316		KAMBAA	308	298	300	-8	GATUNGURU	302	300	308	6	KANGAITA	304	301	301	-3
19 GATUNGURU	282	300	314	32	THETA	308	296	300	-8	IMENTI	299	302	308	9	GATUNGURU	302	285	300	-2
20 GATHUTHI	292	292	308	16	IKUMBI	314	296	299	-15	KIRU	304	286	308	4	KAMBAA	294	300	300	6
21 IRIAINI	284	282	308	24	MAKOMBOKI	310	294	299	-11	MAKOMBOKI	306	298	308	2	KANYENYA	306	296	300	-6
22 MATA	280	290	302	22	NDUTI	305	296	298	-7	MUNGANIA	308	302	308	0	NDUTI	296	298	300	4
23 KAMBAA	274	300	302	28	THUMAITA	306	294	298	-8	KIMUNYE	309	296	306	-3	KIRU	294	282	296	2
24 KANGAITA	298	296	302	4	CHINGA	310	294	296	-14	KIONYO	300	290	304	4	RAGATI	294	290	294	0
25 GISOVU	299	299	301	2	RAGATI	302	296	296	-6	NDUTI	298	300	304	6	MATAARA	294	293	293	-1
26 RAGATI	270	301	301	31	GATUNGURU	307	296	296	-11	RUKURIRI	302	296	304	2	KIEGOI	292	292	292	0
27 KAGWE	287	290	301	14	GITHAMBO	312	290	296	-16	GITUGI	300	300	302	2	MUSHUBI	285	282	290	5
28 NDARUGU	268	270	300	32	KIEGOI	312	292	296	-16	KINORO	300	290	302	2	KINORO	298	286	290	-8
29 KANYENYA	278	298	298	20	KINORO	312	290	296	-16	KAMBAA	308	294	300	-8	NGERE	298	290	290	-8
30 KIONYO	288	265	298	10	KIONYO	308	292	296	-12	WERU	290	286	300	10	CHINGA	282	282	287	5
31 KIEGOI	284	290	297	13	KIRU	306	290	296	-10	CHINGA	285	294	298	13	KIONYO	292	286	286	-6
32 MUGANZA-KIVU		296	296		NDARUGU	302	286	296	-6	GITHONGO	300	290	298	-2	IRIAINI	288	280	285	-3
33 MATAARA	294	258	295	1	NGERE	317	296	296	-21	IGEMBE	302	290	298	-4	MOMUL	287	280	280	-7
34 KIRU	256	250	290	34	SANGANYI	290	276	296	6	KANGAITA	298	296	298	0	NSHILI KIVU		280	280	
35 NDIMA	272	270	290	18	IRIAINI	303	290	292	-11	KANYENYA	308	296	298	-10	WERU	280	276	280	0
36 NDUTI	263	284	290	27	MATAARA	302	288	290	-12	KIEGOI	288	292	298	10	CHEMOMI	282	274	278	-4
37 RUKERI	268	290	290	22	WERU	304	285	289	-15	OLENG	280	270	294	14	KAMARYA	280	276	276	-4
38 KARONGI	295	288	288	-7	GATARE	298	278	285	-13	GITHAMBO	298	292	294	-4	SANGANYI	270	272	274	4
39 OLENG	282	278	288	6	IGEMBE	299	285	285	-14	MICHI	286	282	292	6	MATA	281	270	270	-11
40 KINORO	288	270	288	0	KANYENYA	294	285	285	-9	GISAKURA	264	280	280	16	MICHI	284	270	270	-14
41 IKUMBI	268	284	284	16	RUTSIRO	296	282	282	-14	GISOVU	275	280	280	5	GACHEGE	279	270	270	-9
42 MUSHUBI	284	283	283	-1	GACHEGE	290	282	282	-8	MOMUL	286	276	276	-10	TEZA	270	270	270	0
43 MULINDI	270	282	282	12	MOMUL	294	276	280	-14	GACHEGE	280	275	275	-5	OLENG		268	268	
44 GITHAMBO	280	272	280	0	NSHILI KIVU	282	274	280	-2	SHAGASHA	274	264	274	0	MUGANZA-KIVU	280	268	268	-12
45 MAKOMBOKI	262	255	279	17	MATA	300	270	276	-24	NSHILI KIVU	277	270	272	-5	NYANKOBA	268	265	267	-1
46 SANGANYI	256	240	276	20	MUSHUBI	286	270	276	-10	MUSHUBI	274	270	270	-4	SIONGO	263	267	267	4
47 WERU	290	269	276	-14	MUGANZA-KIVU		274	276		MUGANZA-KIVU	277	270	270	-7	GISAKURA	274	265	265	-9
48 GISAKURA	260	270	274	14	NYANKOBA	290	270	276	-14	NYANKOBA	268	265	270	2	KAPKATET	264	260	262	-2
49 KAMARYA	260	271	272	12	SIONGO	288	270	276	-12	SANGANYI	266	264	266	0	MUDETE	262	261	261	-1
50 CHINGA	275	260	270	-5	GIANCHORE	286	270	274	-12	SIONGO	268	265	265	-3	MOGOGO	264	259	259	-5
51 CHEMOMI	289	240	270	-19	KARONGI	278	270	272	-6	IJENDA	266	249	258	-8	TIRGAGA	273	258	258	-15
52 IGEMBE	280	270	270	-10	SHAGASHA	288	270	272	-16	GIANCHORE	260	256	256	-4	KAPKO	260	252	256	-4
53 PFUNDA	246	250	268	22	MICHI	284	268	271	-13	CYOHOKA	264	255	255	-9	CHEBUT	258	244	256	-2
54 SHAGASHA	241	252	268	27	TIRGAGA	278	260	268	-10	TIRGAGA	254	249	254	0	ITUMBE	250	256	256	6
55 NDARAWETTA	269	268	268	-1	PFUNDA	274	260	266	-8	ITUMBE	247	254	254	7	TEGAT	256	254	256	0
56 GACHEGE		245	267		MULINDI	275	262	262	-13	MOKAMA	256	250	254	-2	LITEIN	257	250	255	-2
57 MICHI	264	240	254	-10	MWAMU	270	260	262	-8	MOTIGO	260	245	254	-6	KAPSET	252	246	254	2
58 SIONGO	261	225	244	-17	MOTIGO	268	258	261	-7	KEBIRIGO	249	246	251	2	MOKAMA	262	252	254	-8
59 GIANCHORE	258	242	242	-16	MOGOGO	272	258	260	-12	TEZA	252	251	251	-1	MOTIGO	260	254	254	-6
60 MOMUL	263	240	240	-23	OLENG	280	260	260	-20	CHEMOMI	260	248	250	-10	TOMBE	257	248	254	-3

61	MABAYI	235	240		KAPKATET	268	258	260	-8	TOROR	252	245	250	-2	ROROK	253	253			
62	NYANKOBA	262	240	240	-22	MOKAMA	266	256	258	-8	KAPKO	248	244	249	1	TOROR	247	253	253	6
63	KIP KOIMET	235	235		KEBIRIGO	262	252	257	-5	BOITO	251	245	249	-2	KARIRANA	260	240	250	-10	
64	KEPCHOMO	230	215	231	1	OGEMBO	270	254	257	-13	KAPKATET	249	245	249	0	MULINDI	266	250	250	-16
65	KEBIRIGO	228	218	230	2	TEZA	262	245	257	-5	MWAMU	253	247	249	-4	BOITO	257	248	250	-7
66	KIBWARI	226	228	228	2	BOITO	261	252	255	-6	TEGAT	256	245	249	-7	MWAMU	254	250	250	-4
67	LITEIN	228	220	226	-2	MUDETE	267	254	255	-12	KOBEL	244	245	248	4	CHELAL	248	248		
68	TOROR	222	218	226	4	KAPKO	256	250	254	-2	KAMARYA	262	248	248	-14	KAPSARA	245	248	248	3
69	MWAMU	234	222	225	-9	CHELAL	262	252	254	-8	NYAMACHE	245	245	248	3	PFUNDA	247	247		
70	MOKAMA	230	220	224	-6	CHEMOMI	268	254	254	-14	EBEREGE	249	247	247	-2	EBEREGE	248	247	247	-1
71	SIRET	230	220	222	-8	EBEREGE	264	250	254	-10	LITEIN	247	245	247	0	KOBEL	246	240	244	-2
72	TIRGAGA	234	220	222	-12	KAPTUMO	258	252	254	-4	TOMBE	252	242	247	-5	KIBWARI	246	244	244	-2
73	CHELAL	222	218	222	0	MABAYI	250	248	254	4	KAPSARA	248	245	246	-2	SOKOT	250	238	242	-8
74	ITUMBE	220	216	222	2	NYAMACHE	269	250	254	-15	KAPSET	245	240	246	1	CHEBANGO	240	240		
75	KAPKATET	216	220	222	6	TEGAT	260	250	254	-6	MUDETE	249	245	246	-3	SIRET	256	230	238	-18
76	MOTIGO	225	218	222	-3	TOMBE	268	254	254	-14	MOGOGO	260	245	245	-15	NDARAWETTA	236	236		
77	TEGAT	214	220	222	8	TOROR	260	252	254	-6	CHEBUT	245	244	245	0	KEPCHOMO	252	232	232	-20
78	MUDETE	220	221		LITEIN	258	250	253	-5	CHELAL	245	245	245	0	DL TEAS	241	230	230	-11	
79	ROROK	217	218	221	4	ITUMBE	266	250	252	-14	KAPTUMO	248	244	245	-3	KIPCHABO	230	230		
80	KAPKO	230	220	220	-10	KAMARYA	266	250	252	-14	OGEMBO	248	245	245	-3	TAITO	240	230	230	-10
81	BOITO	228	215	220	-8	ROROK	254	250	252	-2	ROROK	248	242	245	-3	REYNA	238	229	229	-9
82	KAPSARA	219	219	220	1	KOBEL	251	250	250	-1	KIBWARI	230	242	242	12	NGORONGO	226	226		
83	OGEMBO	224	218	220	-4	CHEBUT	257	250	250	-7	MABAYI	242	242		KAIMOSI	234	226	226	-8	
84	TAITO	224	220	220	-4	KAPSARA	256	250	250	-6	SOKOT	242	234	242	0	MBOGO TEA	236	225	225	-11
85	TOMBE	219	217	220	1	KAPSET	255	250	250	-5	MULINDI	254	232	240	-14	CHANGOI	228	222	224	-4
86	MOGOGO	214	215	219	5	MANARET	254	232	248	-6	PFUNDA	240	236	240	0	KAPCHORUA	238	224	224	-14
87	CHEBUT	218	219	219	1	RWEGURA	260	240	248	-12	KIP KOIMET	249	240	240	-9	MARAMBA	234	220	220	-14
88	EBEREGE	220	219	219	-1	IJENDA	252	235	245	-7	KARIRANA	250	236	239	-11	SITOI	228	220	220	-8
89	KAPSET	227	218	219	-8	KIP KOIMET	245	245		EMROK	238	229	236	-2	METTARORA	227	216	218	-9	
90	KAPTUMO	220	216	219	-1	MASINGI	250	235	243	-7	CHEBANGO	242	234	234	-8	ELGON TEA	220	212	216	-4
91	NYAMACHE	220	218	218	-2	EMROK	238	228	242	4	RWEGURA	245	234	234	-11	TINDERET	228	215	215	-13
92	KOBEL	214	200	213	-1	KIPCHABO	247	240	242	-5	MANARET	232	222	232	0	KIPKEBE	220	212	212	-8
93	MARAMBA	228	210	210	-18	CHEBANGO	260	240	240	-20	SIRET	242	225	232	-10	KIBENA	220	210	210	-10
94	EMROK	226	200	209	-17	KIBWARI	250	240	240	-10	NDARAWETTA	240	232	232	-8	MUZIZI	217	206	208	-9
95	DL TEAS	210	202	207	-3	NDARAWETTA	246	240	240	-6	BONDET	236	230	230	-6	KIPTAGICH	220	207	207	-13
96	BONDET	206	206		SOKOT	251	238	240	-11	REYNA	234	229	230	-4	LELAGOIN	216	205	207	-9	
97	MASINGI	219	205	205	-14	SIRET	250	235	239	-11	KIPCHABO	240	230	230	-10	KABIANGA	210	205	205	-5
98	CHEBANGO	200	202	204	4	KARIRANA	250	236	238	-12	SITOI	231	227	229	-2	KIPSINENDE	215	205	205	-10
99	IJENDA	216	200	203	-13	MBOGO TEA	252	228	238	-14	KAPCHORUA	234	225	229	-5	CUPATEA	200	200		
100	NGORONGO	186	199	202	16	KEPCHOMO	252	238	238	-14	ARROKET	228	222	228	0	SAPTET	221	200	200	-21
101	TINET	192	202		TORA	243	238	238	-5	KEPCHOMO	238	226	228	-10	NYAMBYA	212	200	200	-12	
102	KERITOR	202	202		DL TEAS	240	228	236	-4	KERITOR	230	228	228	-2	KAKONDE	190	184	190	0	
103	MBOGO TEA	212	200	200	-12	TINDERET	234	234	234	0	DL TEAS	235	225	227	-8	LIVINGSTONIA	195	190	190	-5
104	RWEGURA	236	200	200	-36	MARAMBA	232	228	232	0	KAIMOSI	230	225	227	-3	SWAZI	208	190	190	-18
105	NJERU	175	196		CHANGOI	232	226	232	0	MARAMBA	234	220	226	-8	BUHWEJU	185	185			
106	KIPCHABO	202	191	191	-11	TAITO	238	230	232	-6	MBOGO TEA	236	225	226	-10	GLOBAL VILLAGE	195	180	180	-15
107	KIPTAGICH	188	178	185	-3	BONDET	250	230	230	-20	NGORONGO	232	222	226	-6	BUGAMBE	182	170	172	-10
108	ELGON TEA	175	175		KAIMOSI	238	230	230	-8	SETYON	230	218	226	-4	ARC MOUNTAIN	181	169	169	-12	
109	KIPSINENDE	182	170	170	-12	KAPCHORUA	241	230	230	-11	CHANGOI	230	220	226	-4	BUZIRASAGAMA	175	152	166	-9
110	SIOMO	180	170	170	-10	REYNA	240	226	228	-12	GISOZI	226	226		ANKOLE	186	156	162	-24	
111	KIPTENDEN	167	167		SITOI	225	228	228	3	TINDERET	232	215	225	-7	KIKO	168	140	158	-10	
112	KABIANGA	150	150		SETYON	230	218	226	-4	ELGON TEA	228	220	224	-4	MWENGE	166	150	156	-10	
113	TILYA	160	150	150	-10	NJERU	230	217	224	-6	TOIYOI	224	224		MITYANA	135	105	141	6	
114	MUGOMA	144	140	140	-4	SIOMO	240	220	224	-16	SIOMO	228	220	222	-6	CHIVANJEE	138	138		
115	MITYANA	112	140	140	28	METTARORA	224	219	222	-2	METTARORA	230	214	220	-10	KIAMARA	152	130	130	-22
116	IGARA	134	130	138	4	GISOZI	222	222		NJERU	210	220		MUNOBWA	139	125	125	-14		
117	BUZIRASAGAMA	116	136	136	20	KAPSONGOI	222	220	220	-2	KAYONZA	226	218	218	-8	MABALE	143	116	116	-27
118	KASAKU	126	136	136	10	KERITOR	224	218	220	-4	KELUNET	224	205	216	-8	TORO	114	110	110	-4
119	KIGUMBA	136	136		MATUTA	220	220			KIPKEBE	224	210	216	-8	MWERA	108	108			
120	KJURA	128	134	136	8	ARROKET	225	210	218	-7	KIPTAGICH	222	216	216	-6	ARROKET				



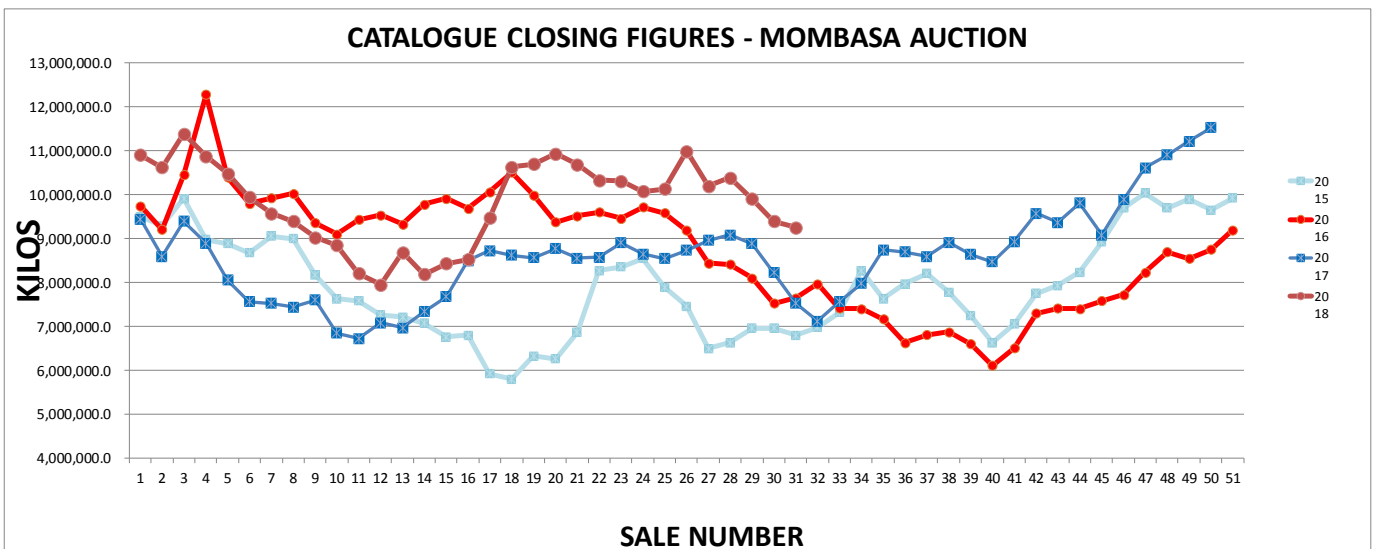
121 KIKO	132	136	136	4	KABIANGA	210	218	218	8	LELAGOIN	220	210	216	-4	BONDET
122 MWENGE	110	134	136	26	TOIYOI	212	217	217	5	CHEMAMUL	218	216	216	-2	CHA MURRECE
123 NYARINDA		136	136		NGORONGO	222	200	216	-6	KAPSONGOI	220	216	216	-4	CHEBOSWA
124 RUSEKERE	118	135	135	17	KAYONZA	222	216	216	-6	MATUTA	220	214	216	-4	CHIMCHIM
125 MOGENI		130	135		KIPSINENDE	216	205	215	-1	TINET	220	210	214	-6	DINDIRA
126 BWINDI	116	134	134	18	ELGON TEA	228	214	214	-14	KIBENA	224	210	212	-12	EMROK
127 KIGEZI HIGHLAN	120	134	134	14	TILYA	215	205	213	-2	TILUET	220	212	212	-8	GATARE
128 ARC MOUNTAIN	119	133	133	14	KIBENA	210	200	212	2	SAPTET	219	211	211	-8	GISOVU
129 KABALE		122	132		ITONA	204	208	208	4	KABALE		200	210		HERKULU
130 KIAMARA	114	132	132	18	NGOINA		180	206		CUPATEA	217	208	208	-9	JAMJI
131 KYAMUHUNGA		132	132		SAPTET	228	205	205	-23	IGARA	220	208	208	-12	KAISUGU
132 MUNOBWA	112	120	127	15	CUPATEA	233	204	204	-29	KIPSINENDE	219	205	207	-12	KARAMBI
133 MWERA	100	125	125	25	CHIMCHIM	219	196	200	-19	NYAMBYA	212	200	207	-5	KARONGI
134 NAMAYIBA	108	122	122	14	KIPKEBE	215	200	200	-15	KABIANGA	210	205	205	-5	KELUNET
135 SWAZI	124	120	120	-4	IGARA	210	196	198	-12	TILYA	221	205	205	-16	KIPTENDEN
136 KIBENA	128	118	118	-10	LIVINGSTONIA	170	182	198	28	KIGEZI HIGHLAN	222	192	204	-18	KITABI
137 LIVINGSTONIA	120	118	118	-2	MOGENI	208	180	195	-13	MUFINDI		204	204		KOIWA
138 TORO	112	110	110	-2	MAGURA	176	172	194	18	KOIWA		202	202		KORUMA
139 HERKULU		96	96		SAKAWA	180	185	191	11	MUGOMA	220	202	202	-18	MABROUKIE
140 ARROKET					NYAMBYA	172	178	190	18	SAKAWA	210	200	202	-8	MANARET
141 BUGAMBE					BUHWEJU	193	185	189	-4	RWAKA		200	200		MARVERA
142 BUHWEJU					BWINDI	166	160	186	20	BWINDI	210	195	197	-13	MONTE BRANCO
143 CHA MURRECE					MUFINDI	186	186	186	0	KAKONDE	192	190	194	2	MUGOMA
144 CHEBOSWA					KIGEZI HIGHLAN	196	182	182	-14	KYAMUHUNGA	210	192	192	-18	NAMAYIBA
145 CHIMCHIM					NYARINDA	202	172	180	-22	LIVINGSTONIA		190	190		NGOINA
146 CUPATEA					KIJURA	168	176	178	10	MAGURA	198	186	186	-12	RUBAYA
147 DINDIRA					GLOBAL VILLAGE TEA	174	174			NYARINDA	187	180	186	-1	RUSEKERE
148 JAMJI					KYAMUHUNGA	186	170	170	-16	BUHWEJU	206	185	185	-21	RUTSIRO
149 K AISUGU					KAKONDE		156	168		MOGENI	187	180	180	-7	RWAKA
150 KARAMBI					SALAMA	130	168	168	38	SWAZI	202	180	180	-22	SAHAMBAVY
151 KARIRANA					BUZIRASAGAMA	154	129	165	11	BUGAMBE	170	170	174	4	SAKAWA
152 KELUNET					MAHENYE		153	159		GLOBAL VILLAC	187	170	170	-17	SETYON
153 KIPKEBE					SWAZI	160	155	158	-2	RUSEKERE	150	150	162	12	SHAGASHA
154 KOIWA					RUSEKERE	164	150	156	-8	ANKOLE	166	140	160	-6	TAGABI
155 KORUMA					ARC MOUNTAIN	163	155	155	-8	BUZIRASAGAM	172	160	160	-12	TINET
156 LELAGOIN					KIKO	130	150	150	20	MWENGE	162	126	158	-4	BWINDI
157 MABROUKIE					ANKOLE		128	138		KIGUMBA	135	115	155	20	CHEMAMUL
158 MANARET					KIAMARA	126	126	138	12	MAHENYE		150	150		CYOHOHA
159 MARVERA					HERKULU	112	126	132	20	KIJURA		129	148		GIANCHORE
160 METTARORA					CHIVANJEE	134	120	132	-2	NGOINA		146	146		GISOZI
161 MONTE BRANCO					KASAKU		128	132		KASAKU	135	146	146	11	GITHAMBO
162 NGOINA					NAMAYIBA	134	122	130	-4	KIKO	140	140	144	4	GITHONGO
163 REYNA					MWENGE	122	114	130	8	DINDIRA	161	140	140	-21	HIMA
164 RUTSIRO					KAHUNA	116	126	128	12	SALAMA	141	140	140	-1	IGARA
165 RWAKA					KIGUMBA	138	127	127	-11	MUNOBWA	135	122	135	0	IGEMBE
166 SAHAMBAVY					MUNOBWA	156	125	125	-31	MWERA		108	128		IJENDA
167 SAKAWA					MABALE	119	120	122	3	MABALE	120	120	124	4	ITONA
168 SAPTET					KARAMBI	116	116	120	4	MITYANA	127	119	119	-8	KABALE
169 SETYON					MITYANA	116	120	120	4	TORO		110	110		KAHUNA
170 SITOI					TORO	110	116	116	6	LUWALA		100	106		KAPSONGOI

# SECONDARY GRADES

Mark			BP/2			Mark			PF/2			Mark			DUST/2			Mark			FNGB/1/2			Mark			BMF		
	Prev	Low	High		Prev	Low	High		Prev	Low	High		Prev	Low	High		Prev	Low	High		Prev	Low	High		Prev	Low	High		
1	RUBAYA	252	252	252	MATA	257	248	264	NYABIHU	257	230	282	OLENG	194	221	224	MUGANZA-KIVU	194	221	224	GISOVU	147	150	150					
2	KITABI	243	234	242	MULINDI	256	257	260	RUBAYA	258	252	266	MOTIGO	182	165	224	GISOVU	182	165	224	NDARAWETTA	135	150	150					
3	RUTSIRO	240	240	240	GISAKURA	244	242	242	MULINDI	254	189	258	IMENTI	170	222	222	MUFINDI	168	222	222	MUFINDI	100	120	120					
4	GATARE	228	232	232	KINIHIRA	234	232	232	KITABI	303	252	252	NDIMA	170	220	221	MANARET	170	220	221	MULINDI	100	120	120					
5	NSHLI KIVU	226	228	228	KAYONZA	220	217	217	SHAGASHA	190	196	248	GITHONGO	170	220	221	CHEMOMI	165	221	221	REYNA	118	114	116					
6	NYABIHU	236	226	226	MANARET	216	212	212	MOMUL	206	246	246	KINORO	193	170	221	MULINDI	193	170	221	MULINDI	100	118	118					
7	MATA	222	222	224	MBOGO TEA	205	208	212	SOKOT	205	246	246	MAKOMBOKI	165	221	221	CHEMOMI	165	221	221	REYNA	118	114	116					
8	MUGANZA-KIVU	222	216	216	NDARAWETTA	202	206	206	OLENG	202	239	239	WERU	193	170	219	REYNA	193	170	219	REYNA	116	114	114					
9	GISAKURA	209	215	215	REYNA	200	200	200	RUKERI	235	238	238	CHEBANGO	206	214	216	KIPTAGICH	206	214	216	KIPTAGICH	112	104	113					
10	PFUNDA	200	200	206	SIOMO	188	160	198	GITHONGO	244	235	235	RUKERI	206	216	216	BUGAMBE	206	216	216	BUGAMBE	105	108	112					
11	SHAGASHA	199	200	200	TAITO	192	192	192	KAMBAA	236	232	232	MATA	224	213	213	SIRET	224	213	213	SIRET	122	112	112					
12	CHEBANGO	162	176	176	ELGON TEA	190	180	180	GISOVU	236	230	230	MUSHUBI	212	212	212	ELGON TEA	212	212	212	ELGON TEA	110	110	110					
13	REYNA	160	160	160	TILYA	153	144	164	MICHI	248	220	220	SIRET	210	210	210	KORUMA	210	210	210	KORUMA	104	104	110					
14	TAITO	160	160	160	MABROUKIE	160	160	160	TIRGAGA	218	218	218	TEZA	206	206	206	SITOI	206	206	206	SITOI	106	110	110					
15	KARIRANA	142	151	151	KERITOR	160	160	160	SWAZI	213	218	218	MUNUNGA	193	205	205	TAGABI	193	205	205	TAGABI	106	108	110					
16	EMROK	148	148	148	BUHWEJU	159	152	154	IGEMBE	200	200	200	KEPCHOMO	175	200	200	ANKOLE	175	200	200	ANKOLE	107	104	110					
17	CHEBOSWA	138	135	136	KABALE	144	144	154	NDARAWETTA	199	199	199	KIMUNYE	192	200	200	ITONA	192	200	200	ITONA	102	110	110					
18	KOIWA	131	134	134	KIPSINENDE	146	146	150	MWAMU	208	197	197	PFUNDA	196	196	196	KIWARI	196	196	196	KIWARI	110	110	110					
19	MUZIZI	111	134	134	KYAMUHUNGA	154	150	150	KIONYO	210	196	196	RUKURIRI	188	190	196	LUWALA	188	190	196	LUWALA	106	102	110					
20	IGARA	122	126	126	KIGUMBA	120	148	148	KIPTAGICH	188	136	192	JAMJI	194	194	194	MWENGE	194	194	194	MWENGE	110	104	110					
21	MUGOMA	125	125	125	RUSEKERE	135	132	146	KAYONZA	163	166	192	MBOGO TEA	173	194	194	SOKOT	173	194	194	SOKOT	106	110	110					
22	NGORONGO	122	115	125	MUZIZI	145	145	145	KIMUNYE	194	192	192	TIRGAGA	149	135	192	TAITO	149	135	192	TAITO	116	110	110					
23	JAMJI	125	123	123	ARC MOUNTAIN	142	140	140	TAITO	186	192	192	TORA	187	177	192	TOYOI	187	177	192	TOYOI	110	110	110					
24	MWENGE	105	117	117	BUGAMBE	130	140	140	MANARET	192	188	188	NYUNU	194	191	191	HIMA	194	191	191	HIMA	92	92	109					
25	KIPTAGICH	114	115	115	NYAMBIA	130	125	139	BUZIRASAGAMA	181	180	188	CHELAL	140	140	190	SETYON	140	140	190	SETYON	103	108	108					
26	KORUMA	122	115	115	GLOBAL VILLAGE	135	130	136	PFUNDA	184	184	186	KIWARI	190	190	190	IGARA	190	190	190	IGARA	104	103	108					
27	KIKO	118	115	115	MAGURA	138	130	136	KERITOR	170	183	183	CHINGA	170	188	188	KABALE	170	188	188	KABALE	108	108	108					
28	RUSEKERE	110	110	110	NYARINDA	126	136	136	KAISUGU	188	125	180	KIONYO	160	188	188	KIGEZI HIGHLAN	160	188	188	KIGEZI HIGHLAN	110	108	108					
29	KUJURA	106	105	109	ANKOLE	132	132	134	KYAMUHUNGA	180	180	180	RWEGURA	195	180	186	MUZIZI	195	180	186	MUZIZI	104	104	108					
30	DINDIRA	108	108	108	BWINDI	132	128	134	KAPKATET	176	176	176	IGEMBE	185	185	185	MBOGO TEA	185	185	185	MBOGO TEA	104	104	107					
31	KIGEZI HIGHLAND	106	106	106	KIGEZI HIGHLAND	130	130	132	IKUMBI	175	175	175	KATHANGARIRI	191	185	185	SAKAWA	191	185	185	SAKAWA	106	105	107					
32	BUHWEJU	108	100	104	KUJURA	133	130	132	CUPATEA	160	174	174	EMROK	184	184	184	CUPATEA	184	184	184	CUPATEA	106	106	106					
33	BWINDI	98	104	104	MITYANA	128	132	132	SETYON	180	122	174	MULINDI	188	180	182	JAMJI	188	180	182	JAMJI	105	104	106					
34	MABALE	104	100	100	SAHAMBAVY	130	130	130	KIGUMBA	140	174	174	SETYON	150	170	182	KOIWA	150	170	182	KOIWA	100	106	106					
35	MWERA	96	100	100	KIAMARA	127	130	130	REYNA	152	170	170	CUPATEA	127	180	180	MUGOMA	127	180	180	MUGOMA	102	106	106					
36	ARC MOUNTAIN	125	128	128	KAKONDE	125	128	128	KAPSARA	160	150	170	SOKOT	180	180	180	CHEBANGO	180	180	180	CHEBANGO	106	106	106					
37	ARROKET	120	124	128	LUWALA	120	124	128	OGEMBO	168	168	168	THUMAITA	178	180	180	KIP KOIMET	178	180	180	KIP KOIMET	106	106	106					
38	BUGAMBE	124	120	126	MWENGE	124	120	126	BUHWEJU	167	167	167	KAYONZA	174	130	178	DINDIRA	174	130	178	DINDIRA	100	104	104					
39	CHA MURRECE	125	125	125	BUZIRASAGAMA	120	125	125	CHEBANGO	172	167	167	MUNGANIA	178	178	178	BWINDI	178	178	178	BWINDI	102	104	104					
40	CHIMCHIM	124	124	124	MARVERA	124	124	124	SAKAWA	164	129	166	SHAGASHA	180	176	176	DL TEAS	180	176	176	DL TEAS	104	98	104					
41	CHINGA	118	115	115	MUNOBWA	130	122	124	MOTIGO	168	155	165	KANGAITA	170	175	175	KIPSINENDE	170	175	175	KIPSINENDE	104	104	104					
42	CUPATEA	110	122	122	MWERA	110	122	122	MBOGO TEA	150	150	164	NDARAWETTA	170	172	172	KYAMUHUNGA	170	172	172	KYAMUHUNGA	104	103	104					
43	ELGON TEA	110	108	110	MABALE	110	108	110	KORUMA	162	162	162	MICHI	170	140	170	TILYA	170	140	170	TILYA	97	100	104					
44	GISOVU	107	93	99	TORO	107	93	99	LITEIN	162	162	162	GITHAMBO	162	170	170	ARC MOUNTAIN	162	170	170	ARC MOUNTAIN	98	102	103					
45	HERKULU	106	106	106	ARROKET	106	106	106	NJERU	162	162	162	MATAARA	170	170	170	MONTE BRANCO	170	170	170	MONTE BRANCO	100	102	102					
46	KAISUGU	105	105	105	CHA MURRECE	105	105	105	NYAMBIA	172	160	160	NDUTI	165	155	168	NGORONGO	165	155	168	NGORONGO	104	102	102					
47	KAPKO	104	104	104	CHEBOSWA	104	104	104	GACHEGE	144	157	157	NGERE	177	164	165	KAYONZA	177	164	165	KAYONZA	102	102	102					
48	KELUNET	103	103	103	CHIMCHIM	103	103	103	KUJURA	160	156	156	MANARET	160	158	164	KIKO	160	158	164	KIKO	104	102	102					
49	KIBENA	102	102	102	CHINGA	102	102	102	NYANKOBA	155	155	155	GISOZI	162	162	162	MAGURA	162	162	162	MAGURA	106	102	102					
50	KOBEL	101	101	101	CUPATEA	101	101	101	BOITO	170	150	150	KIPTAGICH	174	160	160	MITYANA	174	160	160	MITYANA	100	102	102					
51	MABROUKIE	100	100	100	DINDIRA	100	100	100	KIKO	150	150	150	LITEIN	144	136	160	KIPCHABO	144	136	160	KIPCHABO	106	95	101					
52	MANARET	98	98	98	EMROK	98	98	98	MAGURA	146	118	150	TOYOI	160	160	160	KAKONDE	160	160	160	KAKONDE	100	100	100					
53	MARAMBA	97	97	97	GATARE	97	97	97	MARAMBA	139	146	146	KAPTUMO	155	138	156	KIAMARA	155	138	156	KIAMARA	98	100	100					
54	MARVERA	96	96	96	GISOVU	96	96	96	KOIWA	144	141	141	KIP KOIMET	156	156	156	GLOBAL VILLAGE	156	156	156	GLOBAL VILLAGE	101	96	99					
55	MBOGO TEA	95	95	95	HERKULU	95	95	95	HIMA	154	140	140	GATUNGURU	182	155	155	BUHWEJU	182	155	155	BUHWEJU	98	97	98					
56	METTARORA	94	94	94	JAMJI	94	94	94	IGARA	136	138	138	KIRU	155	155	155	KABIANGA	155	155	155	KABIANGA	100	97	97					
57	MICHI	93	93	93	KAISUGU	93	93	93	MOKAMA	145	138	138	SITOI	158	150	150	HERKULU	158	150	150	HERKULU	80	90	96					
58	MOGOGO	92	92	92	KAPKO	92	92	92	MUNOBWA	138	134	138	SITOI	158	150	150	RUSEKERE	158	150	150	RUSEKERE	96	94	96					
59	MOMUL	91	91	91	KARIRANA	91	91	91	CHIMCHIM	115	136	136	KAPKATET	142	142	150	IGEMBE	142	142	150	IGEMBE	98	96	96					
60	MONTE BRANCO	90	90	90	KELUNET	90	90	90																					

## CATALOGUE CLOSING FIGURES – 2017 Vs 2018

Sale No.	2015		2016		2017		2018		Diferencial 2018 Vs. 2017	
	Pkgs	Kilos	Pkgs	Kilos	Pkgs	Kilos	Pkgs	Kilos	Pkgs	Kilos
1	147,165	9,493,191.5	148,451	9,735,654.5	145,178	9,437,045.5	170,026	10,902,243.0	24,848	1,465,197.5
2	143,751	9,289,282.5	139,820	9,199,450.0	140,125	8,593,123.5	165,456	10,623,001.0	25,331	2,029,877.5
3	154,710	9,906,594.5	159,276	10,449,664.5	144,994	9,386,541.5	179,439	11,385,435.0	34,445	1,998,893.5
4	139,364	8,971,223.5	188,659	12,275,549.0	138,097	8,890,671.5	168,997	10,873,246.0	30,900	1,982,574.5
5	138,215	8,882,666.0	159,398	10,393,542.0	124,938	8,054,484.0	162,594	10,480,140.0	37,656	2,425,656.0
6	139,078	8,676,309.0	150,152	9,801,201.0	117,320	7,562,742.7	153,970	9,941,178.0	36,650	2,378,435.3
7	141,725	9,054,005.0	153,397	9,915,132.0	116,361	7,518,587.5	148,003	9,566,966.0	31,642	2,048,378.5
8	140,360	8,991,608.0	154,458	10,019,049.5	115,356	7,439,711.0	144,742	9,391,252.0	29,386	1,951,541.0
9	126,137	8,162,828.5	143,119	9,357,930.0	117,140	7,597,207.0	139,959	9,020,760.0	22,819	1,423,553.0
10	118,447	7,624,848.5	139,747	9,097,239.0	105,840	6,845,830.5	137,540	8,841,378.0	31,700	1,995,547.5
11	116,156	7,582,902.0	144,515	9,424,673.5	103,585	6,720,482.5	126,153	8,199,578.0	22,568	1,479,095.5
12	111,457	7,253,148.5	145,973	9,530,611.0	108,818	7,078,896.5	122,280	7,950,062.0	13,462	871,165.5
13	111,260	7,213,322.0	142,210	9,321,487.0	106,738	6,966,532.5	133,419	8,686,279.0	26,681	1,719,746.5
14	108,238	7,068,589.0	150,415	9,774,359.5	111,839	7,331,690.5	126,598	8,187,381.0	14,759	855,690.5
15	103,540	6,756,161.5	151,648	9,914,957.5	117,718	7,672,851.0	129,007	8,426,139.0	11,289	753,288.0
16	103,558	6,793,729.5	147,839	9,679,159.0	130,737	8,495,693.0	130,302	8,519,375.0	- 435	23,682.0
17	91,359	5,913,640.0	153,600	10,060,731.0	133,590	8,719,546.0	144,877	9,463,195.0	11,287	743,649.0
18	88,870	5,793,234.0	151,268	10,502,473.0	132,188	8,612,581.5	161,933	10,628,353.0	29,745	2,015,771.5
19	97,877	6,325,414.5	152,683	9,983,086.0	131,831	8,558,320.5	163,252	10,697,993.0	31,421	2,139,672.5
20	95,917	6,255,617.5	142,133	9,369,893.0	134,729	8,763,410.0	167,272	10,932,188.0	32,543	2,168,778.0
21	105,301	6,860,389.0	144,104	9,509,564.0	131,634	8,550,796.0	163,267	10,680,522.0	31,633	2,129,726.0
22	126,760	8,271,169.5	146,216	9,600,156.0	131,700	8,572,204.0	158,259	10,326,586.0	26,559	1,754,382.0
23	128,075	8,350,540.0	143,286	9,455,061.0	137,700	8,897,500.0	158,710	10,310,596.0	21,010	1,413,096.0
24	132,269	8,542,152.5	148,330	9,714,505.0	132,606	8,644,644.0	156,160	10,069,790.0	23,554	1,425,146.0
25	122,540	7,885,358.5	146,750	9,575,912.5	130,856	8,539,642.0	158,268	10,130,119.0	27,412	1,590,477.0
26	115,820	7,454,433.5	140,955	9,185,569.0	134,420	8,734,861.0	172,659	10,990,667.0	38,239	2,255,806.0
27	103,079	6,497,391.0	128,199	8,441,443.0	137,592	8,961,409.0	157,618	10,195,939.0	20,026	1,234,530.0
28	104,121	6,623,266.0	129,427	8,405,546.0	139,587	9,082,566.0	161,018	10,378,590.0	21,431	1,296,024.0
29	108,008	6,955,793.5	124,024	8,100,347.0	136,100	8,885,641.0	153,715	9,904,349.0	17,615	1,018,708.0
30	108,691	6,959,013.0	116,127	7,517,405.5	127,020	8,224,195.0	145,382	9,386,647.0	18,362	1,162,452.0
31	105,873	6,799,496.0	118,392	7,648,417.0	116,082	7,525,278.0	143,838	9,249,722.0	27,756	1,724,444.0
32	108,114	6,969,936.0	121,941	7,968,002.0	109,583	7,112,977.0			- 109,583	- 7,112,977.0
33	112,658	7,309,670.0	114,684	7,411,426.0	117,196	7,560,646.0			- 117,196	- 7,560,646.0
34	127,634	8,264,301.0	115,065	7,401,593.0	124,100	7,974,797.0			- 124,100	- 7,974,797.0
35	117,496	7,627,780.0	111,398	7,162,051.0	134,339	8,736,776.0			- 134,339	- 8,736,776.0
36	122,536	7,966,281.0	103,211	6,620,776.0	133,343	8,692,718.0			- 133,343	- 8,692,718.0
37	126,530	8,203,020.0	105,363	6,801,861.0	131,860	8,589,806.0			- 131,860	- 8,589,806.0
38	119,001	7,777,556.0	105,991	6,874,694.0	136,152	8,913,732.0			- 136,152	- 8,913,732.0
39	111,481	7,239,521.5	102,399	6,593,834.0	132,480	8,632,611.0			- 132,480	- 8,632,611.0
40	101,483	6,622,758.0	93,697	6,101,035.0	129,850	8,468,285.0			- 129,850	- 8,468,285.0
41	107,818	7,049,132.0	100,438	6,506,134.0	137,560	8,931,039.0			- 137,560	- 8,931,039.0
42	118,170	7,748,847.5	113,860	7,296,708.0	147,380	9,566,121.5			- 147,380	- 9,566,121.5
43	120,677	7,928,530.5	113,933	7,409,459.5	143,755	9,362,940.0			- 143,755	- 9,362,940.0
44	125,671	8,229,490.0	113,258	7,400,472.0	150,080	9,803,157.5			- 150,080	- 9,803,157.5
45	135,680	8,917,671.0	115,579	7,575,449.0	138,321	9,075,225.0			- 138,321	- 9,075,225.0
46	147,214	9,690,340.5	118,525	7,716,618.5	151,239	9,885,740.0			- 151,239	- 9,885,740.0
47	154,592	10,029,678.0	126,695	8,229,984.0	162,135	10,607,228.0			- 162,135	- 10,607,228.0
48	148,029	9,688,808.0	133,650	8,694,053.5	167,935	10,903,011.0			- 167,935	- 10,903,011.0
49	150,710	9,887,393.0	132,838	8,544,808.0	172,760	11,213,580.0			- 172,760	- 11,213,580.0
50	146,819	9,649,589.0	136,984	8,747,685.0	178,260	11,522,884.0			- 178,260	- 11,522,884.0
51	151,404	9,922,846.0	141,000	9,192,163.0						
<b>Total</b>	<b>6,231,438</b>	<b>403,930,467.0</b>	<b>6,825,080</b>	<b>445,208,574.5</b>	<b>6,630,747</b>	<b>430,417,958.7</b>	<b>4,704,713</b>	<b>304,339,669.0</b>	<b>-1,926,034</b>	<b>-126,078,289.7</b>



(Please note figures inclusive of reprints)

## WEATHER REPORT

### **KENYA**

For the week ending 15<sup>th</sup> July, 2018, East of Rift tea growing region experienced cloudy and sometimes foggy weather accompanied by very low temperatures. Tea pruning exercise is in progress and crop levels were at 20 to 40 tons on average per day while West of Rift experienced sunny intervals accompanied by some alternate and scattered afternoon showers. Green leaf quantities were at 40 to 70 tons with few selected factories hitting 80-90 tons on average.

### **UGANDA**

Western Uganda received only 26mm of rainfall during last week. Fort Portal area received 0.0mm of rainfall and experienced 31<sup>0</sup>C maximum and 22<sup>0</sup>C minimum temperatures. Hoima received 23mm of rainfall. Kibale received 28 mm of rainfall and experienced 28<sup>0</sup>C maximum and 20<sup>0</sup>C minimum temperatures while Bushenyi received 0 mm of rainfall and experienced 13<sup>0</sup>C minimum and 28<sup>0</sup>C maximum temperatures.

Crop level generally dropped compared to previous week's levels.

**COMBROK LIMITED**