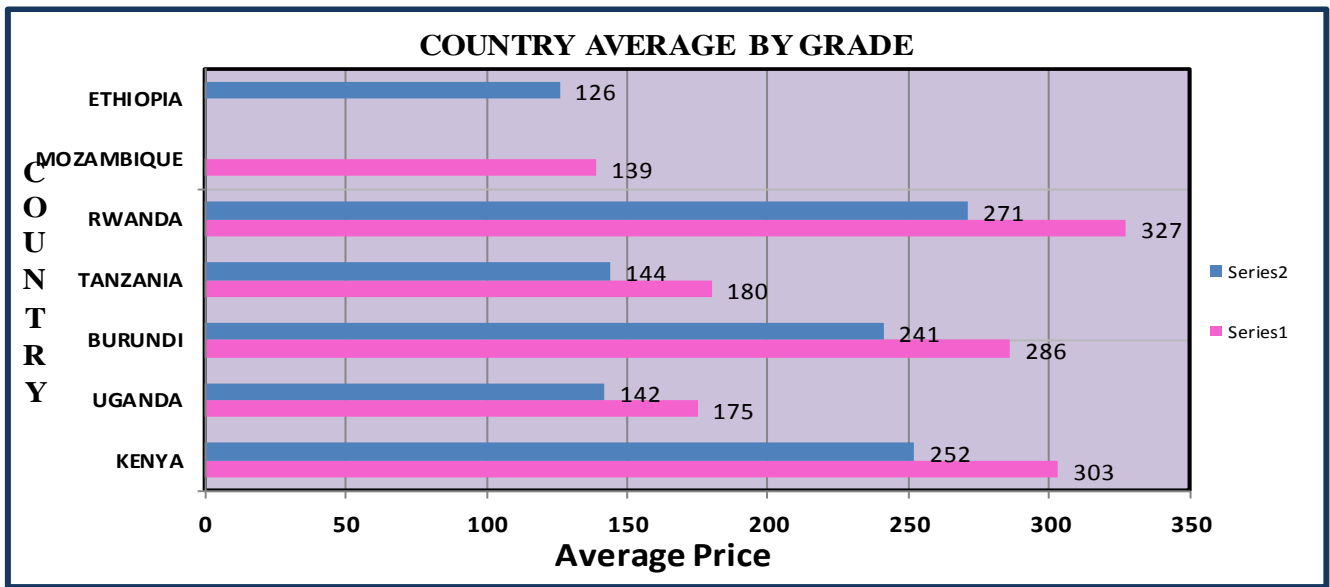




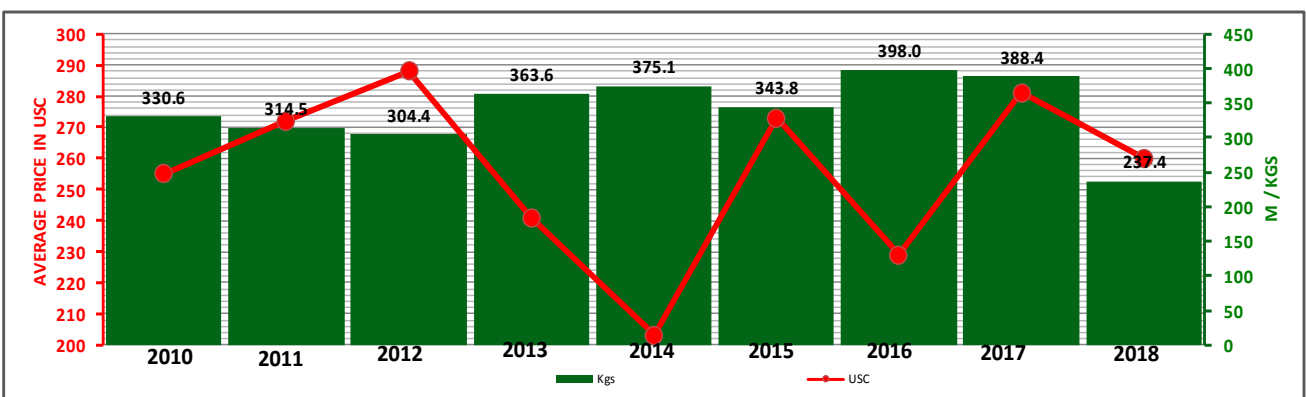
## Mombasa Auction: Country Average Prices in US Cents Sale 27 (2017 vs. 2018)

COUNTRY	AV 2017	AV 2018	BP1	PF1	PD	D1	BP	PF	D	FNGS	BMF
KENYA	303	252	232	274	250	258	136	177	155	144	102
UGANDA	175	142	121	150	176	175	108	127	140	120	89
BURUNDI	286	241	208	254	250	267				177	
TANZANIA	180	144	114	163	178	157	110	129	119	130	101
RWANDA	327	271	279	287	270	286	222	246	223	208	111
MOZAMBIQUE	139										
ETHIOPIA		126						126			
ALL AUCTION AVERAGE	285	236	223	264	243	245	149	149	157	138	95



## Mombasa Auction - Auction Quantities & Average Prices 2010 - 2018

	Jan		Feb		Mar		Apr		May		Jun		Jul		Aug		Sep		Oct		Nov		Dec		Total			
	Kgs	USC	Kgs	USC	Kgs	USC	Kgs	USC	Kgs	USC	Kgs	USC	Kgs	USC	Kgs	USC	Kgs	USC	Kgs	USC	Kgs	USC	Kgs	USC	Kgs	USC		
2018	49.3	279	34.3	281	29.6	265	39.9	252	38.7	247	37.3	239	9.3	236													237.4	260
2017	40.9	284	25.4	285	25.2	274	28.7	272	38.7	275	31.0	289	31.2	283	27.1	275	32.3	286	40.9	291	35.5	283	31.3	266			388.4	281
2016	37.0	256	36.6	237	40.7	223	35.3	204	44.4	212	34.2	227	29.2	231	21.7	218	23.8	222	24.6	223	36.3	250	23.6	252			398.0	229
2015	33.5	214	31.0	227	30.2	254	22.4	257	21.2	285	35.4	300	21.9	310	22.4	294	32.1	284	25.3	302	32.4	289	35.4	285			343.8	273
2014	25.1	256	30.6	224	36.6	208	21.8	207	35.7	196	44.9	191	28.1	205	24.6	203	33.2	190	28.1	192	33.6	191	32.8	189			375.1	203
2013	35.7	305	29.9	292	28.5	264	32.0	237	31.5	239	34.7	231	34.6	229	25.5	228	24.0	213	28.4	202	32.5	210	26.5	234			363.6	241
2012	36.1	264	27.2	265	23.9	274	22.8	279	17.8	281	24.1	289	26.8	299	22.6	309	21.9	304	31.8	297	27.9	304	21.4	307			304.4	288
2011	24.8	294	24.6	277	31.4	274	17.1	266	32.9	262	30.4	271	25.4	282	26.2	282	20.8	267	23.4	265	33.8	266	23.8	261			314.5	272
2010	27.9	284	29.1	295	33.5	280	24.6	261	41.6	235	33.7	222	27.2	216	25.1	250	17.9	249	18.3	250	30.5	254	21.0	270			330.6	255



*July includes sold kilos and average price for sale 27 only.*

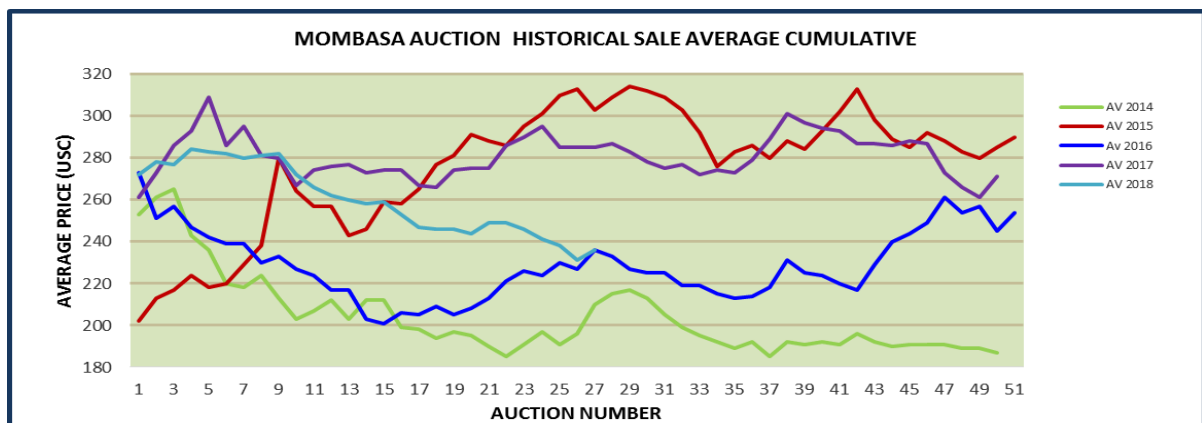
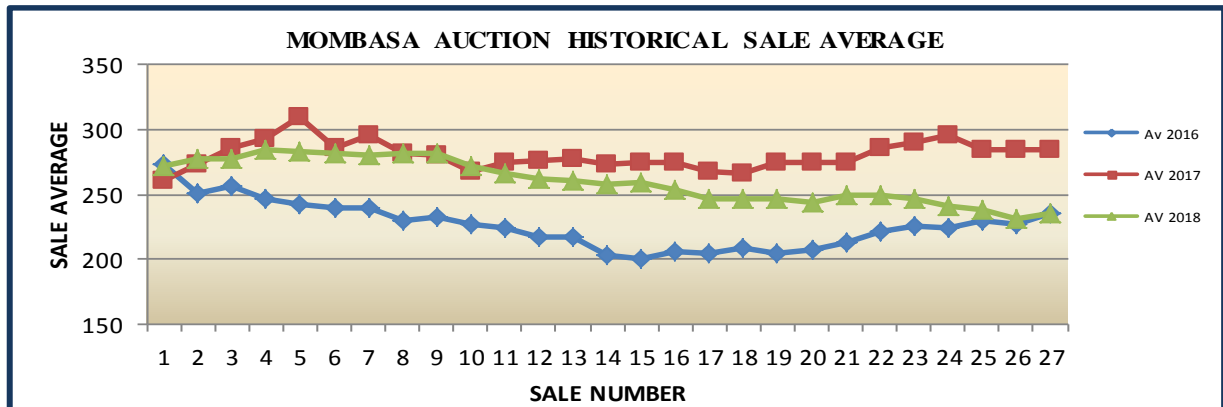


**Kilos Sold By Country - Sale no. 27 & Cumulative to date (2017 vs 2018)**

	Current Sale 27/2018		Same Sale Last Year 26/2017		Year To Date Sale 01-26/2018		Last Year To Date Sale 01-26/2017	Variance 2018 vs 2017
	Pkgs	Kilos	Pkgs	Kilos	Pkgs	Kilos	Kilos	Kilos
<b>KENYA</b>	107,200	7,224,318.00	92,058	6,070,589.00	2,738,520	183,712,229.30	154,301,730.00	<b>29,410,499</b>
<b>UGANDA</b>	18,599	1,013,123.00	17,095	871,757.00	508,870	28,353,559.00	23,765,622.00	<b>4,587,937</b>
<b>BURUNDI</b>	3,220	201,920.00	3,020	193,128.00	74,728	4,742,181.00	4,614,647.00	<b>127,534</b>
<b>TANZANIA</b>	6,740	355,338.00	5,200	265,808.00	142,533	7,782,563.00	3,496,558.00	<b>4,286,005</b>
<b>RWANDA</b>	7,260	496,128.00	6,280	420,572.00	175,425	11,929,601.50	10,596,699.00	<b>1,332,903</b>
<b>MALAWI</b>							24,120.00	<b>(24,120)</b>
<b>MADAGASCAR</b>					260	14,248.00	55,540.00	<b>(41,292)</b>
<b>MOZAMBIQUE</b>			680	35,084.00	9,131	408,398.00	400,280.00	<b>8,118</b>
<b>DR CONGO</b>					2,280	144,248.00	361,652.00	<b>(217,404)</b>
<b>ETHIOPIA</b>	440	19,698.00			6,280	286,036.00	237,967.00	<b>48,069</b>
<b>TOTALS:</b>	<b>143,459</b>	<b>9,310,525.00</b>	<b>124,333.0</b>	<b>7,856,938.00</b>	<b>3,658,027</b>	<b>237,373,063.80</b>	<b>197,854,815.00</b>	<b>39,470,180</b>

## Mombasa Auction - Historical Averages Comparative 2016 - 2018

SALE NO.	Av 2016	AV 2017	AV 2018	2018	2018	2018	2018	2018	2018	2018	2018	2018
				BP1	PF1	PD	D1	BP2	PF2	D2	FNGS	BMF
1	273	261	272	262	287	293	290	195	185	185	171	142
2	251	273	278	277	294	298	299	201	180	184	174	138
3	257	286	277	276	301	298	302	196	175	188	166	131
4	247	293	284	278	310	298	303	204	184	191	169	130
5	242	309	283	269	306	301	310	204	179	201	169	126
6	239	286	282	277	303	300	317	190	175	197	164	125
7	239	295	280	274	300	302	309	202	186	204	166	131
8	230	281	281	278	298	301	307	203	180	199	169	129
9	233	280	282	284	300	300	304	197	182	195	172	130
10	227	267	272	263	289	296	301	199	187	204	171	131
11	224	274	266	262	284	279	278	210	178	194	169	128
12	217	276	262	256	279	282	282	185	181	186	167	127
13	217	277	260	253	288	261	268	187	181	179	172	130
14	203	273	258	253	281	264	270	189	185	180	171	137
15	201	274	259	256	281	262	269	179	183	172	168	136
16	206	274	253	251	276	261	267	196	181	172	167	131
17	205	267	247	241	274	244	254	192	186	179	170	127
18	209	266	246	227	271	249	253	176	176	171	164	128
19	205	274	246	227	273	248	254	171	172	168	164	129
20	208	275	244	222	274	245	251	177	168	159	164	127
21	213	275	249	222	278	252	258	162	170	165	158	121
22	221	286	249	221	276	253	256	176	175	165	158	114
23	226	290	246	229	273	253	254	168	168	166	154	108
24	224	295	241	229	267	250	248	164	162	163	150	104
25	230	285	238	228	266	247	245	150	161	158	149	98
26	227	285	231	206	261	242	246	150	143	154	137	91
27	236	285	236	223	264	243	245	149	149	157	138	95
<b>Average</b>	<b>226</b>	<b>280</b>	<b>260</b>	<b>249</b>	<b>283</b>	<b>271</b>	<b>274</b>	<b>184</b>	<b>175</b>	<b>179</b>	<b>163</b>	<b>123</b>



**Actual Packages on offer for coming sale 28 of 9<sup>th</sup> & 10<sup>th</sup> July, 2018  
(By Grade / by Country)**

	BP1	PF1	PD	DUST1	BP2	PF2	DUST2	FNGS	BMF	Total
KENYA	13,240	51,400	26,440	11,200	680	820	2,000	4,500	1,840	112,120
UGANDA	1,780	6,020	5,440	2,900	940	2,560	660	2,920	4,220	27,440
RWANDA	1,840	3,420	1,260	520	520	220	320	320	40	8,460
TANZANIA	1,280	3,200	1,000	280	280	160	440	540	1,120	8,300
BURUNDI	1,200	2,040	400	240	0	0	20	199	0	4,099
MOZAMBIQUE	0	0	0	0	0	0	120	400	379	899
<b>Total</b>	<b>19,340</b>	<b>66,080</b>	<b>34,540</b>	<b>15,140</b>	<b>2,420</b>	<b>3,760</b>	<b>3,560</b>	<b>8,879</b>	<b>7,599</b>	<b>161,318</b>

**Upcoming Auction Offerings by Country  
Sale no. 28 and 29/ 2018**

COUNTRY	Sale 28/ 2018 (Actual packages)		Sale 29/ 2018		VARIANCE
	Pkgs	Kgs	Pkgs	Kgs	Kgs
KENYA	112,120.00	7,494,116.00	106,999.00	7,170,230.00	323,886.00
UGANDA	27,440.00	1,563,335.00	28,736.00	1,596,948.00	(33,613.00)
RWANDA	8,460.00	575,340.00	8,660.00	592,260.00	(16,920.00)
BURUNDI	4,099.00	256,766.00	3,860.00	243,991.00	12,775.00
TANZANIA	8,300.00	450,936.00	4,560.00	265,996.00	184,940.00
MOZAMBIQUE	899.00	38,097.00	820.00	30,620.00	7,477.00
MADAGASCAR			80.00	4,304.00	(4,304.00)
<b>TOTALS:</b>	<b>161,318.00</b>	<b>10,378,590.00</b>	<b>153,715.00</b>	<b>9,904,349.00</b>	<b>474,241.00</b>

# MAIN GRADE COMPARATIVE RANKINGS – SALE 27 2018

Mark	BP1				Mark	PF1				Mark	PD				Mark	DUST1			
	Pre	Lo	High	De		Prev	Low	Hig	Dev		Pre	Low	Hig	De		Prev	Lo	Hig	Dev
1 KITABI	348	345	372	24	MUNUNGA	334	338	342	8	NYABIHU	352	334	337	-15	NYABIHU	346	337	361	15
2 RUBAYA	322	280	342	20	GATHUTHI	327	334	334	7	KITABI	346	322	322	-24	GATHUTHI	322	322	322	0
3 RUTSIRO	324	335	335	11	KATHANGARIRI	322	328	330	8	GATHUTHI	298	305	306	8	KIMUNYE	319	318	320	1
4 GACHARAGE	320	326	332	12	NYABIHU	360	330	330	-30	KATHANGARIRI	300	302	306	6	RUBAYA	318	318		
5 MUNUNGA	306	306	330	24	RUKURIRI	320	326	330	10	KAMBAA	290	290	304	14	KATHANGARIRI	300	305	316	16
6 KATHANGARIRI	312	326	327	15	GACHARAGE	310	316	328	18	KIMUNYE	299	300	304	5	IMENTI	299	298	301	2
7 IMENTI	300	287	326	26	NJUNU	312	320	326	14	RUBAYA	320	300	300	-20	KANGAITA	301	298	298	-3
8 GITUGI	304	320	322	18	KIMUNYE	313	321	324	11	GACHARAGE	300	300	300	0	RUKURIRI	295	295	297	2
9 MUNGANIA	330	290	322	-8	KITABI	324	318	320	-4	IKUMBI	294	290	300	6	NJUNU	284	290	296	12
10 GITHONGO	291	306	320	29	GITUGI	308	318	320	12	MAKOMBOKI	286	290	298	12	GACHARAGE	300	294	294	-6
11 RUKURIRI	285	299	318	33	KANGAITA	312	316	320	8	MUNGANIA	288	292	298	10	GITUGI	292	294	294	2
12 KARONGI		280	315		MUNGANIA	310	318	320	10	MUNUNGA	298	296	298	0	MUNGANIA	290	292	294	4
13 NJUNU	300	314	314	14	IMENTI	312	315	319	7	NJUNU	292	296	298	6	MUNUNGA	290	292	294	4
14 NGERE	260	292	312	52	IKUMBI	308	308	318	10	RUKURIRI	295	296	298	3	IKUMBI	290	288	290	0
15 THETA	265	312	312	47	NGERE	306	313	318	12	GITUGI	288	292	296	8	NDIMA	289	288	290	1
16 THUMAITA	254	298	310	56	NDIMA	310	316	317	7	IMENTI	294	293	294	0	NGERE	286	288	290	4
17 KIMUNYE	296	290	308	12	KINORO	308	314	316	8	KANGAITA	288	288	294	6	KAGWE	286	287	288	2
18 KIONYO	254	259	298	44	GITHONGO	300	312	315	15	NDIMA	290	290	294	4	MAKOMBOKI	285	288	288	3
19 GATHUTHI	270	280	296	26	KAMBAA	304	313	315	11	KAGWE	284	288	290	6	KAMBAA	284	283	286	2
20 KIEGOI	260	264	290	30	KIEGOI	302	310	315	13	NGERE	286	290	290	4	THUMAITA	286	286	286	0
21 KINORO	250	250	288	38	KIONYO	308	313	315	7	CHINGA	290	284	288	-2	RAGATI	284	285	285	1
22 MATA	256	258	287	31	KAGWE	303	310	314	11	GATUNGURU	280	284	288	8	KINORO	282	276	284	2
23 OLENG	235	230	279	44	MAKOMBOKI	302	312	314	12	GITHONGO	290	284	288	-2	KARONGI		282	282	
24 GITHAMBO	264	266	277	13	CHINGA	299	312	313	14	IRIAINI	284	286	288	4	NDUTI	280	280	282	2
25 GISOVU	282	270	276	-6	NDUTI	300	310	312	12	KANYENYA	280	284	288	8	THETA	280	282	282	2
26 RAGATI	250	250	276	26	THETA	301	310	312	11	KINORO	286	284	288	2	CHEMOMI	270	274	280	10
27 IRIAINI		274	276		THUMAITA	301	310	312	11	KIONYO	284	286	288	4	GATUNGURU	276	278	280	4
28 CHEMOMI	238	234	274	36	RAGATI	300	309	311	11	NDUTI	286	286	288	2	GITHONGO	278	276	280	2
29 GATUNGURU	262	270	274	12	GATUNGURU	300	309	311	11	THUMAITA	282	286	288	6	KIONYO	284	280	280	-4
30 KANGAITA	268	268	274	6	GITHAMBO	301	304	311	10	RAGATI	282	284	287	5	KIRU	280	280	280	0
31 KANYENYA	240	260	271	31	RUBAYA	316	300	308	-8	IGEMBE	276	286	286	10	MOMUL	272	274	278	6
32 KAGWE	244	270	270	26	IRIAINI	292	305	307	15	KIRU	282	280	286	4	KANYENYA	278	278	278	0
33 NDARUGU	248	268	268	20	KIRU	298	304	306	8	MICHI	274	276	284	10	KIEGOI	276	274	278	2
34 NDARAWETTA		230	267		MATAARA	296	302	306	10	KIEGOI	280	284	284	4	SANGANYI	268	270	278	10
35 MATAARA	222	264	266	44	WERU	291	302	306	15	MATAARA	278	280	284	6	CHINGA	278	276	277	-1
36 IKUMBI	242	240	265	23	NDARUGU	296	302	304	8	THETA	280	282	284	4	GITHAMBO	275	276	276	1
37 CHINGA	255	264	264	9	IGEMBE	291	302	302	11	GITHAMBO	278	280	282	4	IRIAINI	280	272	276	-4
38 RUKERI	248	264	264	16	GACHEGE	290	297	300	10	NDARUGU	276	280	282	6	NDARUGU	276	274	276	0
39 NDUTI	234	244	262	28	GATARE	292	288	298	6	WERU	282	280	282	0	MATA	273	272	274	1
40 WERU	245	250	262	17	KANYENYA	288	296	298	10	OLENG	274	270	280	6	WERU	268	270	274	6
41 GISAKURA		260	260		MOMUL	286	290	294	8	GACHEGE	276	276	279	3	GISAKURA	266	272	272	6
42 KAMBAA	250	259	260	10	GISAKURA	267	288	290	23	GISOVU	277	270	278	1	TIRGAGA	272	272	272	0
43 NDIMA	255	260	260	5	GISOVU	280	288	290	10	KARONGI		275	275		KIP KOIMET		272	272	
44 IGEMBE	250	256	256	6	MATA	275	284	290	15	MATA	275	272	274	-1	SIONGO	270	266	272	2
45 KIRU	246	240	256	10	NYANKOBA	280	280	290	10	NSHILI KIVU	280	273	274	-6	GACHEGE	265	270	270	5
46 SHAGASHA	235	230	254	19	SANGANYI	284	288	290	6	MOMUL	270	268	272	2	IGEMBE	270	260	270	0
47 NYANKOBA		242	252		MICHI	284	286	288	4	GATARE	270	270	270	0	TEZA	258	268	268	10
48 GACHEGE	240	250	250	10	SIONGO	281	285	288	7	NYANKOBA	266	260	270	4	IJENDA		266	266	
49 MAKOMBOKI	242	250	250	8	KARONGI		278	282		SANGANYI	269	262	270	1	NYANKOBA	266	262	266	0
50 MOMUL	235	248	249	14	NSHILI KIVU	287	280	282	-5	GISAKURA	270	265	269	-1	MICHI	270	265	265	-5
51 TEZA	234	239	247	13	GIANCHORE	278	278	282	4	SHAGASHA	272	248	269	-3	OLENG	268	265	265	-3
52 SANGANYI	230	246	246	16	SHAGASHA	280	274	278	-2	IJENDA	258	258	264	6	MOGOGO	262	264	264	2
53 GIANCHORE	230	226	244	14	TIRGAGA	272	272	278	6	SIONGO	263	262	264	1	KAPKATET	266	264	264	-2
54 OGEMBO	215	220	244	29	MWAMU	268	262	278	10	TIRGAGA	259	260	262	3	MOTIGO	262	258	262	0
55 SIONGO	226	230	244	18	OGEMBO	270	264	276	6	MOGOGO	256	256	260	4	MUDETE	262	258	262	0
56 MICHI	230	230	240	10	MOTIGO	263	266	274	11	GIANCHORE	262	254	260	-2	OGEMBO		262	262	
57 SIRET	226	238	240	14	OLENG	274	270	273	-1	KAPKATET	256	253	260	4	MOKAMA	264	260	261	-3
58 KAMARYA	240	234	238	-2	KAPKATET	274	268	273	-1	CHEMOMI	270	257	259	-11	MULINDI	255	258	260	5
59 MOKAMA		214	236		TOMBE	270	265	273	3	MUDETE	258	255	259	1	BOITO		258	258	
60 KEPCHOMO	215	216	234	19	MOGOGO	267	269	272	5	MOKAMA	258	252	256	-2	KARIRANA	254	250	256	2

61	MABAYI	225	232	232	7	PFUNDA	268	272	272	4	RWEGURA	250	254	256	6	KAPSET	249	250	256	7
62	PFUNDA	240	230	230	-10	MULINDI	270	265	269	-1	KAMARYA	256	252	254	-2	LITEIN	255	250	256	1
63	TIRGAGA	217	212	228	11	MOKAMA	264	264	268	4	MWAMU	258	250	254	-4	TOMBE	250	256	256	6
64	MUDETE		228	228		MUDETE	264	264	268	4	OGEMBO	252	251	254	2	MWAMU	258	250	255	-3
65	KIBWARI		222	226		CHEMOMI	260	262	266	6	TEZA	250	250	254	4	ROROK	250	255	255	5
66	MULINDI	220	225	225	5	KAMARYA	262	262	266	4	TOMBE	255	250	253	-2	CHEBUT	247	254	254	7
67	EMROK	212	205	219	7	KEBIRIGO	269	262	265	-4	CYOHOKA	242	252	252	10	GIANCHORE	258	254	254	-4
68	TAITO	216	214	216	0	CHELAL	263	257	263	0	KIP KOIMET		252	252		TEGAT	250	252	254	4
69	IJENDA	217	215	215	-2	KIP KOIMET	250	260	262	12	LITEIN	256	249	252	-4	KAPKO	254	252	253	-1
70	MOTIGO	212	210	214	2	TOROR	260	255	261	1	MOTIGO	262	250	252	-10	KEBIRIGO	250	252	252	2
71	MWAMU	215	210	214	-1	MBOGO TEA	252	252	260	8	ROROK	254	249	252	-2	NDARAWETTA	252	252	252	0
72	MOGOGO	215	210	212	-3	BOITO	260	260	260	0	TOROR	259	248	252	-7	NYAMACHE	250	248	252	2
73	REYNA	214	212	212	-2	IJENDA	256	250	260	4	CHELAL	249	248	251	2	TOROR	245	249	252	7
74	SITOI		212	212		ITUMBE	258	258	260	2	KAPKO	251	249	250	-1	KEPCHOMO	256	250	250	-6
75	BOITO	210	209	212	2	KIBWARI	258	254	260	2	KARIRANA	252	244	250	-2	KIBWARI	252	250	250	-2
76	CHELAL	212	210	212	0	NYAMACHE	260	260	260	0	MULINDI	256	242	250	-6	SOKOT	252	250	250	-2
77	EBEREGE	210	210	212	2	LITEIN	260	256	259	-1	BOITO	260	250	250	-10	SIRET	248	247	247	-1
78	KEBIRIGO	215	210	212	-3	RWEGURA	257	255	259	2	KEBIRIGO	255	250	250	-5	EBEREGE	250	245	247	-3
79	LITEIN	218	210	212	-6	MANARET	254	244	258	4	NYAMACHE	250	248	250	0	TAITO	250	246	246	-4
80	ROROK	216	210	212	-4	EBEREGE	255	256	258	3	TEGAT	250	248	250	0	KOBEL		240	244	
81	TEGAT	216	210	212	-4	SIRET	250	249	257	7	EBEREGE	250	249	249	-1	DL TEAS	244	236	241	-3
82	KAPKO	210	210	210	0	TEGAT	261	255	257	-4	KAPSET	252	249	249	-3	MARAMBA	244	236	240	-4
83	KARIRANA	212	210	210	-2	TEZA	255	257	257	2	ITUMBE	250	248	248	-2	NGORONGO	246	240	240	-6
84	ITUMBE	220	210	210	-10	KAPKO	255	252	256	1	KAPSARA	250	246	248	-2	PFUNDA		240	240	
85	KAPKATET	215	210	210	-5	CHEBUT	255	255	256	1	KAPTUMO	252	248	248	-4	REYNA	244	240	240	-4
86	KAPSET	215	210	210	-5	KAPTUMO	252	252	256	4	CHEBUT	250	245	246	-4	MBOGO TEA	242	234	238	-4
87	NYAMACHE	210	210	210	0	MABAYI	252	254	256	4	CHEBANGO	245	245	245	0	KAPCHORUA	240	238	238	-2
88	SOKOT		210	210		RUKERI	254	256	256	2	KOBEL	244	240	244	0	MANARET	236	228	236	0
89	TOMBE	215	205	210	-5	CYOHOKA	258	255	255	-3	KIPCHABO	241	241	244	3	KAIMOSI	242	236	236	-6
90	TOROR	215	210	210	-5	KAPSET	254	255	255	1	NDARAWETTA	250	244	244	-6	SITOI	239	234	234	-5
91	KAPTUMO	210	207	209	-1	ROROK	250	254	255	5	SOKOT	244	243	244	0	KERITOR	236	234	234	-2
92	MARAMBA	210	204	208	-2	NJERU	252	242	254	2	TAITO	250	244	244	-6	CHANGOI	238	232	232	-6
93	KOBEL	199	196	207	8	SIOMO	239	240	254	15	SIRET	246	240	242	-4	ARROKET	238	230	230	-8
94	CHEBUT	209	207	207	-2	SOKOT	250	252	254	4	MABROUKIE	246	240	241	-5	METTARORA	233	226	230	-3
95	KAPSARA		205	207		CHEBANGO	250	250	252	2	DL TEAS	244	235	241	-3	SETYON	234	228	230	-4
96	DL TEAS		205	205		KARIRANA	256	242	250	-6	KAPCHORUA	242	238	241	-1	KIPKEBE	232	226	228	-4
97	MBOGO TEA	211	204	204	-7	KAPSARA	250	250	250	0	KEPCHOMO	246	239	241	-5	NJERU	200	228	228	28
98	CHEBANGO	218	188	202	-16	KEPCHOMO	250	248	250	0	MABAYI	250	235	241	-9	TINDERET	236	228	228	-8
99	TORA	195	192	199	4	KIPCHABO	244	246	248	4	MBOGO TEA	244	232	240	-4	TOIYOI	236	228	228	-8
100	RWEGURA	210	192	192	-18	NDARAWETTA	250	246	248	-2	NGORONGO	246	236	240	-6	KOIWA	221	226	226	5
101	NJERU	200	190	190	-10	BONDET	235	246	247	12	PFUNDA	250	240	240	-10	TINET	220	219	222	2
102	SIOMO	170	159	190	20	KOBEL	246	246	246	0	REYNA	244	238	240	-4	JAMJI	219	214	221	2
103	KIPCHABO	182	182	184	2	DL TEAS	247	242	246	-1	KIBWARI	254	240	240	-14	KORUMA	216	194	221	5
104	MABROUKIE	210	160	172	-38	TORA	254	245	245	-9	BONDET	242	239	239	-3	TAGABI	218	218	220	2
105	KAYONZA	170	162	168	-2	MASINGI	239	244	244	5	MARAMBA	244	234	239	-5	IGARA		218	220	
106	CHEBOSWA	155	164	166	11	KAIMOSI	240	240	240	0	TORA		239	239		TILYA		220	220	
107	JAMJI	150	158	165	15	TAITO		238	240		EMROK	240	230	238	-2	ELGON TEA	216	219	219	3
108	KIPSINENDE	170	165	165	-5	EMROK	232	220	238	6	KAIMOSI	242	237	237	-5	MUZIZI	212	219	219	7
109	KIPKEBE	145	164	164	19	KAPCHORUA	236	237	237	1	MANARET	240	228	236	-4	KIPTAGICH	215	215	218	3
110	TAGABI	155	150	162	7	REYNA	230	235	235	5	SETYON	240	228	236	-4	KIPSINENDE	215	218	218	3
111	TILYA		162	162		MARAMBA	230	220	228	-2	SITOI	242	231	233	-9	SAPTET		217	217	
112	KOIWA	152	161	161	9	CHANGOI		228	228		ARROKET	238	231	232	-6	CUPATEA	214	214	216	2
113	KERICHO		158	158		ELGON TEA	220	224	226	6	KERITOR	240	230	232	-8	KAISUGU		216	216	
114	TINET		155	155		SETYON	231	220	225	-6	CHANGOI	240	229	231	-9	MUGOMA	222	216	216	-6
115	SAKAWA		150	150		TINDERET	225	225	225	0	SIOMO	232	225	231	-1	LELAGOIN	218	215	215	-3
116	KERITOR	148	150	150	2	NGORONGO	230	210	222	-8	NJERU	230	228	230	0	SAKAWA	202	214	214	12
117	MOGENI		150	150		KERITOR		220	220		TINDERET	237	228	230	-7	KELUNET	208	208	210	2
118	IGARA	134	130	136	2	KIPSINENDE	220	219	220	0	KIPKEBE	234	222	229	-5	CHIMCHIM		204	208	
119	BUHWEJU		124	126		TOIYOI	225	220	220	-5	METTARORA	233	222	229	-4	SWAZI	204	204	208	4
120	MUGOMA	130	125	125	-5	ARROKET	224	212	218	-6	SISIBA	236	229	229	-7	BUGAMBE	188	175	200	12



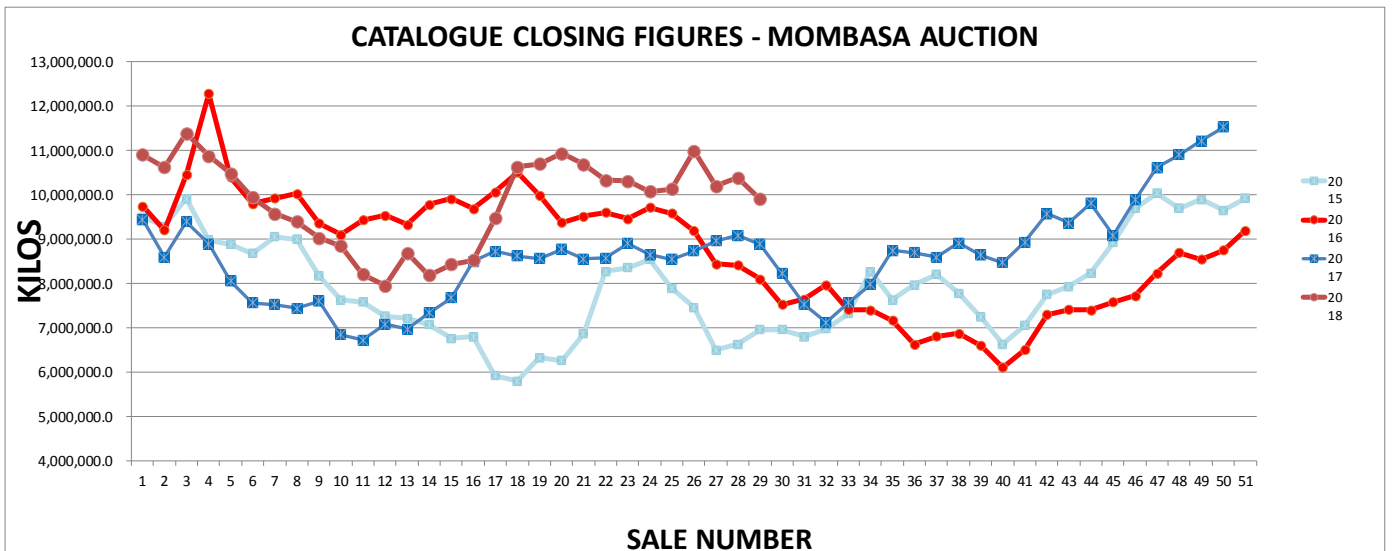
121	KYAMUHUNGA	124	124	124	0	SITOI	227	215	218	-9	TILYA	216	210	228	12	BUHWEJU	202	195	199	-3
122	KIBENA	124	118	122	-2	KOIWA	212	217	217	5	TOIYOI	238	228	228	-10	GLOBAL VILLAGE	194	194	198	4
123	BUZIRASAGAMA	115	120	120	5	METTARORA	212	214	216	4	KAPSONGOI	226	226	226	0	KAKONDE	196	192	192	-4
124	ITONA	128	118	120	-8	JAMJI		215	215		KAYONZA	224	223	225	1	MOGENI		190	190	
125	DINDIRA		114	119		SISIBA	220	215	215	-5	LELAGOIN	218	215	224	6	ANKOLE	190	170	189	-1
126	ARC MOUNTAIN	118	118	118	0	KAYONZA	216	212	214	-2	KIPTENDEN	232	222	222	-10	NYARINDA		185	185	
127	ANKOLE	122	114	118	-4	KERICHO		210	210		CHEMAMUL	224	218	222	-2	IKANGA		154	174	
128	SWAZI	120	118	118	-2	KIPTENDEN	210	210	210	0	MATUTA	216	222	222	6	MWENGE	170	152	172	2
129	MWENGE	122	114	116	-6	MOGENI	200	210	210	10	MUZIZI		222	222		KIAMARA	152	168	168	16
130	RUSEKERE	117	114	114	-3	KIPKEBE	210	208	208	-2	KIBENA	213	217	221	8	KIKO	184	150	168	-16
131	KIGUMBA		114	114		CHEMAMUL	210	204	208	-2	SAPTET	216	217	221	5	KIJURA	160	166	166	6
132	KIJURA	118	114	114	-4	KAPSONGOI	210	208	208	-2	CHEBOSWA	222	218	220	-2	RUSEKERE	165	164	164	-1
133	MITYANA	117	114	114	-3	NGOINA		197	206		CUPATEA	214	214	220	6	DINDIRA	160	163	163	3
134	NAMAYIBA	118	112	112	-6	ITONA	208	200	206	-2	ELGON TEA	224	220	220	-4	NAMAYIBA	170	160	160	-10
135	KIAMARA		112	112		CUPATEA	207	204	204	-3	TINET	224	216	220	-4	MITYANA	162	140	159	-3
136	MUNOBWA	115	112	112	-3	KIBENA	200	200	204	4	KABIANGA	216	216	220	4	MUNOBWA	132	140	146	14
137	TORO	116	112	112	-4	CHIMCHIM	208	195	202	-6	TILUET	220	220	220	0	TORO	138	126	132	-6
138	CHIVANJEE	116	110	110	-6	IGARA	190	199	202	12	KIPTAGICH		217	219		CHIVANJEE	130	131	131	1
139	IKANGA	122	110	110	-12	KABIANGA	207	200	202	-5	KIPSINENDE	215	215	219	4	ARC MOUNTAIN				
140	MARVERA		90	100		LELAGOIN	210	196	201	-9	KELUNET	202	200	218	16	BONDET				
141	MWERA	114	100	100	-14	CHEBOSWA	211	200	200	-11	SAKAWA	200	190	218	18	CHEBOSWA				
142	HERKULU		95	97		KELUNET	207	190	200	-7	RWAKA	205	200	217	12	EMROK				
143	ARROKET					RWAKA		190	200		MUGOMA	224	212	216	-8	GATARE				
144	BONDET					TILYA	224	200	200	-24	KAISUGU	210	210	215	5	GISOVU				
145	BUGAMBE					KIGEZI HIGHLAN	200	186	186	-14	KIGEZI HIGHLAN	214	210	210	-4	HERKULU				
146	CHIMCHIM					SAKAWA	191	185	185	-6	LASIT		210	210		KARAMBI				
147	CUPATEA					BUHWEJU	182	176	180	-2	CHIMCHIM	216	200	208	-8	KERICHO				
148	ELGON TEA					GLOBAL VILLAGE	180	180	180	0	BWINDI	216	208	208	-8	KIBENA				
149	GATARE					MUFINDI	194	165	176	-18	SWAZI	202	195	207	5	KIMUGU				
150	KAISUGU					MUZIZI		176	176		KYAMUHUNGA	200	206	206	6	KIPTENDEN				
151	KARAMBI					SWAZI		168	170		LIVINGSTONIA		206	206		KITABI				
152	KELUNET					NYAMBYA	174	164	168	-6	KIMUGU		200	200		MABROUKIE				
153	KIMUGU					LIVINGSTONIA		165	165		ITONA	220	200	200	-20	MARVERA				
154	KIPTAGICH					KAKONDE	172	158	160	-12	MAGURA	206	190	198	-8	NGOINA				
155	KIPTENDEN					IKANGA		150	158		BUHWEJU	200	195	195	-5	NSHILI KIVU				
156	KORUMA					KIJURA	145	144	156	11	GLOBAL VILLAC	194	190	192	-2	RUTSIRO				
157	LELAGOIN					DINDIRA	165	153	155	-10	KAKONDE	186	180	192	6	RWAKA				
158	MANARET					BUZIRASAGAMA	170	145	145	-25	NYARINDA	190	185	187	-3	SHAGASHA				
159	METTARORA					MUNOBWA		145	145		MOGENI	208	185	185	-23	WUSH WUSH				
160	NGOINA					RUSEKERE		140	140		BUZIRASAGAMA		176	182		BUZIRASAGAMA				
161	NGORONGO					KIKO		140	140		BUGAMBE	182	175	175	-7	BWINDI				
162	NSHILI KIVU					CHIVANJEE	140	126	138	-2	NGOINA	190	170	170	-20	CHEBANGO				
163	RWAKA					KIGUMBA		136	136		KAHUNA	174	170	170	-4	CHELAL				
164	SAPTET					KIAMARA	127	125	134	7	KIAMARA	140	168	168	28	CHEMAMUL				
165	SETYON					NAMAYIBA	130	112	128	-2	IKANGA		156	162		CYOHOKHA				
166	WUSH WUSH					MABALE	120	127	127	7	KIJURA	150	162	162	12	HIMA				
167	BWINDI					HERKULU		104	120		DINDIRA	166	152	161	-5	ITONA				
168	CHANGOI					MWENGE		120	120		RUSEKERE	165	160	160	-5	ITUMBE				
169	CHEMAMUL					KARAMBI	120	112	114	-6	ANKOLE	182	160	160	-22	KABIANGA				
170	CYOHOKHA					MITYANA	120	114	114	-6	MWENGE	152	158	158	6	KAHUNA				
171	GLOBAL VILLAGE TEA					TORO	124	114	114	-10	KIKO		150	155		KAMARYA				
172	HIMA					MWERA		109	109		NAMAYIBA	170	150	150	-20	KAPSARA				
173	KABIANGA					MARVERA	110	108	108	-2	MITYANA	160	140	140	-20	KAPSONGOI				
174	KAHUNA					ARC MOUNTAIN					MUNOBWA	140	140	140	0	KAPTUMO				
175	KAIMOSI					BUGAMBE					KIGUMBA		135	137		KAYONZA				
176	KAKONDE					KAISUGU					CHIVANJEE	130	130	130	0	KIGEZI HIGHLAND				
177	KAPCHORUA					KIMUGU					MAHENYE	139	130	130	-9	KIGUMBA				
178	KAPSONGOI					KIPTAGICH					MABALE	120	114	114	-6	KINIHIRA				
179	KIGEZI HIGHLAND					KORUMA					TORO		114	114		KIPCHABO				
180	KIKO					MABROUKIE					HERKULU		111	111		KYAMUHUNGA				

## SECONDARY GRADES

BP/2			PF/2			DUST/2			FNGS/1/2			BMF							
Mark	Prev	Low	High	Mark	Prev	Low	High	Mark	Prev	Low	High	Mark	Pre	Low	High				
1 KITABI	235	232	234	NSHLI KIVU	260	264	264	RUBAYA	270	275	280	KITABI	230	240	244	NDARAWETTA	120	146	146
2 RUTSIRO		234	234	MULINDI	252	248	254	NYABIHU	220	273	273	KARONGI		234	234	GISOVU	134	126	126
3 NYABIHU	232	225	228	MATA	248	248	252	MATA	260	236	269	GATARE	205	207	212	CHEBOSWA	112	108	116
4 MATA	218	220	222	GISAKURA	244	242	242	KITABI		250	250	CHEBANGO	210	205	205	KIBENA		116	116
5 KARONGI		215	215	KINIHIRA		225	225	GATARE	234	210	246	TORA	188	151	198	BUGAMBE	106	102	114
6 GISAKURA	199	200	207	KAYONZA	218	215	215	MOMUL		245	245	MULINDI	196	182	192	SETYON	104	108	112
7 GISOVU	207	205	205	SETYON	218	214	214	SIRET		245	245	KAMBAA		192	192	SIRET	100	112	112
8 PFUNDA		200	200	MANARET	218	210	210	SHAGASHA	240	176	244	KATHANGARIRI	196	180	192	JAMJI	96	95	110
9 CHEBANGO	164	168	177	MBOGO TEA	220	205	210	MULINDI	234	182	240	RWEGURA	188	180	184	MANARET		100	110
10 TAITO	152	158	158	SIOMO	190	190	190	RUKERI	238	240	240	OLENG	182	165	183	IGARA	100	96	110
11 EMROK	147	135	153	NDARAWETTA	190	186	186	RUTSIRO		193	236	IJENDA	171	150	179	KIGEZI HIGHLAND	100	96	110
12 REYNA	150	152	152	MARAMBA	190	180	185	OLENG		233	233	KAYONZA	182	125	179	MUZIZI	100	110	110
13 KARIRANA	153	140	145	TAITO		180	180	MICHI	199	228	230	RUKURIRI	180	178	178	KABIANGA	94	106	109
14 CHEBOSWA	137	132	135	MABROUKIE	175	172	172	CHEMOMI		229	229	SHAGASHA	180	176	176	ELGON TEA	92	108	108
15 KOIWA	140	132	132	RUSEKERE	136	130	156	TIRGAGA		228	228	GACHARAGE	180	176	176	KIKO	94	100	108
16 IGARA	136	130	130	SAKAWA		155	155	GISOVU	224	225	225	MUNUNGA	188	175	175	KYAMUHUNGA	98	104	108
17 NGORONGO	122	122	126	KYAMUHUNGA	140	140	150	KAMBAA	226	222	222	THUMAITA	184	175	175	MWENGE	106	100	108
18 JAMJI	122	124	124	TIYA	165	135	147	KIONYO	204	210	210	IMENTI		172	172	KIPTAGICH	100	103	107
19 KORUMA	124	124	124	BUGAMBE	138	132	142	GISAKURA	198	207	207	GATHUTHI		171	171	MARAMBA		100	106
20 TAGABI	120	124	124	DINDIRA	137	132	142	NDIMA	205	207	207	MICHI	180	160	170	MUGOMA	94	106	106
21 KIPTAGICH		118	122	MUGOMA		142	142	GATHUTHI		202	202	WERU	178	168	170	REYNA	100	106	106
22 BUGAMBE		120	120	GLOBAL VILLAGE	144	130	142	SWAZI	215	200	200	KIONYO	186	169	169	SAKAWA	90	104	106
23 ANKOLE		118	118	KIGEZI HIGHLAND	132	128	142	MWAMU	195	192	192	KIMUNYE		168	168	ANKOLE	97	98	106
24 ARC MOUNTAIN		116	116	KIPSINENDE	130	134	137	BUZIRASAGAMA	180	170	186	NYANKOBA	160	168	168	DL TEAS	97	104	106
25 RUSEKERE	114	109	111	KUJURA	120	127	134	MOMUL	180	170	184	MOMUL		167	167	KAISUGU	88	101	104
26 NAMAYIBA	106	98	110	WUSH WUSH	126	124	132	KIPTAGICH	182	160	182	DL TEAS		167	167	KORUMA	96	104	104
27 DINDIRA	115	108	108	BUZIRASAGAMA	129	132	132	THETA		181	181	KINORO		150	166	MBOGO TEA	92	102	104
28 KUJURA	112	106	108	BWINDI	126	130	130	PFUNDA	167	174	180	SETYON	180	150	165	MULINDI		104	104
29 BUHWEJU		106	106	KIGUMBA	122	128	130	NDARAWETTA	187	175	175	GATUNGURU	175	165	165	SHAGASHA		104	104
30 MABALE	108	100	106	MAGURA		128	130	CUPATEA	160	170	172	KIPTAGICH	165	153	164	TAGABI	94	94	104
31 HIMA	107	105	105	NAMAYIBA	122	124	128	KAISUGU	165	128	166	MOTIGO	179	155	163	SOKOT	102	104	104
32 LUWALA	102	90	90	KIAMARA	117	116	128	KANYENYA	156	164	164	MANARET	185	162	162	CHIMCHIM		102	102
33 ARROKET				ANKOLE	124	126	126	MOTIGO	155	150	164	GACHEGE	175	150	162	KARIRANA	90	102	102
34 CHIMCHIM				MWENGE	116	115	123	SAKAWA	172	130	162	GITHAMBO	170	162	162	KOIWA	94	102	102
35 CUPATEA				MUNOBWA	116	114	120	KAYONZA	164	152	162	ITONA		162	162	ITONA	98	98	102
36 ELGON TEA				MITYANA	116	116	118	GIANCHORE		161	161	KANGAITA		160	162	KAYONZA	94	94	102
37 GATARE				HIMA	116	116	116	CHEBANGO	153	160	160	KIRU	162	162	162	NGORONGO	94	92	101
38 KAISUGU				MABALE	112	106	108	GACHEGE	170	160	160	SIONGO	160	150	162	NAMAYIBA		100	100
39 KELUNET				MARVERA		90	94	MOKAMA		160	160	MBOGO TEA	175	160	161	CHEMOMI		100	100
40 KERICHO				TORO	101	92	92	BOITO	150	158	158	GITHONGO	170	160	160	HIMA	92	88	100
41 KIBENA				ARC MOUNTAIN				CHELAL		158	158	KAGWE	180	160	160	IKANGA		99	100
42 KOBEL				ARROKET				NYANKOBA		152	152	KAPTUMO	170	160	160	MUFINDI		100	100
43 MABROUKIE				BUHWEJU				MARAMBA		140	150	MATAARA	176	160	160	TEGAT		100	100
44 MANARET				CHEBOSWA				SETYON	165	133	150	MUNGANIA	174	158	160	KERICHO	90	99	99
45 MARAMBA				CHIMCHIM				KOIWA	130	144	146	NGERE	180	160	160	ARC MOUNTAIN	88	98	98
46 MARVERA				CUPATEA				KERITOR	140	138	145	THETA	165	160	160	KIBWARI	104	98	98
47 MBOGO TEA				ELGON TEA				CHIMCHIM	137	137	144	TEGAT	160	150	159	LIVINGSTONIA	88	98	98
48 METTARORA				EMROK				MWENGE	130	144	144	NDUTI		158	158	MITYANA	90	98	98
49 MICHI				GATARE				LASIT		134	143	RAGATI	178	156	156	TAITO	100	98	98
50 MOGOGO				GISOVU				KUJURA	134	139	141	MUDETE	156	150	155	TOIYOI	104	98	98
51 MOMUL				JAMJI				MBOGO TEA	146	135	140	NDIMA	180	155	155	KIAMARA	89	96	96
52 MUGOMA				KAISUGU				ANKOLE	120	130	140	SANGANYI	174	155	155	MAGURA	98	96	96
53 MULINDI				KARIRANA				MAGURA	150	110	140	KEBRIGO	157	152	152	GLOBAL VILLAGE	92	90	95
54 NSHLI KIVU				KARONGI				WUSH WUSH	126	120	139	TOMBE	155	150	152	NJERU		95	95
55 OLENG				KELUNET				DL TEAS	137	132	138	TOROR	157	152	152	DINDIRA	87	92	94
56 RAGATI				KERICHO				KIGUMBA	130	130	138	LITEIN	155	150	151	KIPSINENDE	98	94	94
57 RUBAYA				KIBENA				TILUET		127	137	MOGOGO	155	150	150	BUHWEJU	98	88	92
58 SAKAWA				KIPTAGICH				KIPSINENDE	132	130	133	BOITO	155	150	150	RUSEKERE	90	91	92
59 SETYON				KITABI				IGARA	136	130	130	CHELAL		145	150	KUJURA	87	88	92
60 SHAGASHA				KOBEL				METTARORA	130	118	128	EBEREGE	155	150	150	KAKONDE	94	90	90
61 SIRET				KOIWA				IKANGA		116	128	GIANCHORE	140	150	150	KIPCHABO	94	90	90
62 SITOI				KORUMA				MUNOBWA	120	128	128	KANYENYA	160	150	150	LASIT		90	90
63 TIRGAGA				METTARORA				MUGOMA	120	126	126	MWAMU	160	140	150	SWAZI	92	90	90
64 WUSH WUSH				MICHI				EMROK	128	125	125	SITOI		148	148	MWERA	85	76	84
65 BOITO				MOGOGO				KIBENA	124	124	124	NJERU	145	148	148	MABALE	85	65	75
66 BUZIRASAGAMA				MOMUL				NGORONGO	124	124	124	OGEMBO	150	140	148	TORO	80	68	70
67 BWINDI				NGORONGO				JAMJI		115	123	CHEBUT	155	147	147	ARROKET			
68 CHEBUT				OLENG				ARC MOUNTAIN	122	115	121	KOBEL	155	145	145	CUPATEA			
69 CHELAL				PFUNDA				LIVINGSTONIA		120	120	ITUMBE	155	140	145	EMROK			
70 CHEMOMI				RAGATI				SIOMO	120	120	120	KAPKATET		140	145	GATARE			
71 CYOHOHA				REYNA				TIYA	120	120	120	KAPSET	155	140	142	GISAKURA			
72 DL TEAS				RUBAYA				KIAMARA		119	119	KIBENA	128	125	140	KARONGI			
73 EBEREGE				RUTSIRO				DINDIRA	112	115	115	TIRGAGA	140	140	140	KELUNET			
74 GACHARAGE				SHAGASHA				TORO	113	114	114	KIPCHABO	142	140	140	KITABI			
75 GACHEGE				SIRET				CYOHOHA	115	112	112	MOKAMA		140	140	KOBEL			
76 GATHUTHI				ARROKET				ARROKET				NYAMACHE	140	140	140	MABROUKIE			
77 GATUNGURU				TAGABI				BUGAMBE				ROROK	155	140	140	MARVERA			
78 GIANCHORE				TIRGAGA				BUHWEJU				KORUMA	128	138	138	MATA			
79 GITHAMBO				BOITO				CHEBOSWA				KERITOR	130	136	136	METTARORA			
80 GITHONGO				CHEBANGO				ELGON TEA				DINDIRA	130	126	132	MICHI			
81 GLOBAL VILLAGE TEA				CHEBUT				KARIRANA				IGARA	128	128	132	MOGOGO			
82 IJENDA				CHELAL				KARONGI				KYAMUHUNGA	124	128	132	MOMUL			
83 KANGA				CHEMOMI				KELUNET				KIPSINENDE	131	125	131	NSHLI KIVU			
84 IMENTI				CYOHOHA				KERICHO			</								

## CATALOGUE CLOSING FIGURES – 2017 Vs 2018

Sale No.	2015		2016		2017		2018		Differential 2018 Vs. 2017	
	Pkgs	Kilos	Pkgs	Kilos	Pkgs	Kilos	Pkgs	Kilos	Pkgs	Kilos
1	147,165	9,493,191.5	148,451	9,735,654.5	145,178	9,437,045.5	170,026	10,902,243.0	24,848	1,465,197.5
2	143,751	9,289,282.5	139,820	9,199,450.0	140,125	8,593,123.5	165,456	10,623,001.0	25,331	2,029,877.5
3	154,710	9,906,594.5	159,276	10,449,664.5	144,994	9,386,541.5	179,439	11,385,435.0	34,445	1,998,893.5
4	139,364	8,971,223.5	188,659	12,275,549.0	138,097	8,890,671.5	168,997	10,873,246.0	30,900	1,982,574.5
5	138,215	8,882,666.0	159,398	10,393,542.0	124,938	8,054,484.0	162,594	10,480,140.0	37,656	2,425,656.0
6	139,078	8,676,309.0	150,152	9,801,201.0	117,320	7,562,742.7	153,970	9,941,178.0	36,650	2,378,435.3
7	141,725	9,054,005.0	153,397	9,915,132.0	116,361	7,518,587.5	148,003	9,566,966.0	31,642	2,048,378.5
8	140,360	8,991,608.0	154,458	10,019,049.5	115,356	7,439,711.0	144,742	9,391,252.0	29,386	1,951,541.0
9	126,137	8,162,828.5	143,119	9,357,930.0	117,140	7,597,207.0	139,959	9,020,760.0	22,819	1,423,553.0
10	118,447	7,624,848.5	139,747	9,097,239.0	105,840	6,845,830.5	137,540	8,841,378.0	31,700	1,995,547.5
11	116,156	7,582,902.0	144,515	9,424,673.5	103,585	6,720,482.5	126,153	8,199,578.0	22,568	1,479,095.5
12	111,457	7,253,148.5	145,973	9,530,611.0	108,818	7,078,896.5	122,280	7,950,062.0	13,462	871,165.5
13	111,260	7,213,322.0	142,210	9,321,487.0	106,738	6,966,532.5	133,419	8,686,279.0	26,681	1,719,746.5
14	108,238	7,068,589.0	150,415	9,774,359.5	111,839	7,331,690.5	126,598	8,187,381.0	14,759	855,690.5
15	103,540	6,756,161.5	151,648	9,914,957.5	117,718	7,672,851.0	129,007	8,426,139.0	11,289	753,288.0
16	103,558	6,793,729.5	147,839	9,679,159.0	130,737	8,495,693.0	130,302	8,519,375.0	- 435	23,682.0
17	91,359	5,913,640.0	153,600	10,060,731.0	133,590	8,719,546.0	144,877	9,463,195.0	11,287	743,649.0
18	88,870	5,793,234.0	151,268	10,502,473.0	132,188	8,612,581.5	161,933	10,628,353.0	29,745	2,015,771.5
19	97,877	6,325,414.5	152,683	9,983,086.0	131,831	8,558,320.5	163,252	10,697,993.0	31,421	2,139,672.5
20	95,917	6,255,617.5	142,133	9,369,893.0	134,729	8,763,410.0	167,272	10,932,188.0	32,543	2,168,778.0
21	105,301	6,860,389.0	144,104	9,509,564.0	131,634	8,550,796.0	163,267	10,680,522.0	31,633	2,129,726.0
22	126,760	8,271,169.5	146,216	9,600,156.0	131,700	8,572,204.0	158,259	10,326,586.0	26,559	1,754,382.0
23	128,075	8,350,540.0	143,286	9,455,061.0	137,700	8,897,500.0	158,710	10,310,596.0	21,010	1,413,096.0
24	132,269	8,542,152.5	148,330	9,714,505.0	132,606	8,644,644.0	156,160	10,069,790.0	23,554	1,425,146.0
25	122,540	7,885,358.5	146,750	9,575,912.5	130,856	8,539,642.0	158,268	10,130,119.0	27,412	1,590,477.0
26	115,820	7,454,433.5	140,955	9,185,569.0	134,420	8,734,861.0	172,659	10,990,667.0	38,239	2,255,806.0
27	103,079	6,497,391.0	128,199	8,441,443.0	137,592	8,961,409.0	157,618	10,195,939.0	20,026	1,234,530.0
28	104,121	6,623,266.0	129,427	8,405,546.0	139,587	9,082,566.0	161,018	10,378,590.0	21,431	1,296,024.0
29	108,008	6,955,793.5	124,024	8,100,347.0	136,100	8,885,641.0	153,715	9,904,349.0	17,615	1,018,708.0
30	108,691	6,959,013.0	116,127	7,517,405.5	127,020	8,224,195.0			- 127,020	- 8,224,195.0
31	105,873	6,799,496.0	118,392	7,648,417.0	116,082	7,525,278.0			- 116,082	- 7,525,278.0
32	108,114	6,969,936.0	121,941	7,968,002.0	109,583	7,112,977.0			- 109,583	- 7,112,977.0
33	112,658	7,309,670.0	114,684	7,411,426.0	117,196	7,560,646.0			- 117,196	- 7,560,646.0
34	127,634	8,264,301.0	115,065	7,401,593.0	124,100	7,974,797.0			- 124,100	- 7,974,797.0
35	117,496	7,627,780.0	111,398	7,162,051.0	134,339	8,736,776.0			- 134,339	- 8,736,776.0
36	122,536	7,966,281.0	103,211	6,620,776.0	133,343	8,692,718.0			- 133,343	- 8,692,718.0
37	126,530	8,203,020.0	105,363	6,801,861.0	131,860	8,589,806.0			- 131,860	- 8,589,806.0
38	119,001	7,777,556.0	105,991	6,874,694.0	136,152	8,913,732.0			- 136,152	- 8,913,732.0
39	111,481	7,239,521.5	102,399	6,593,834.0	132,480	8,632,611.0			- 132,480	- 8,632,611.0
40	101,483	6,622,758.0	93,697	6,101,035.0	129,850	8,468,285.0			- 129,850	- 8,468,285.0
41	107,818	7,049,132.0	100,438	6,506,134.0	137,560	8,931,039.0			- 137,560	- 8,931,039.0
42	118,170	7,748,847.5	113,860	7,296,708.0	147,380	9,566,121.5			- 147,380	- 9,566,121.5
43	120,677	7,928,530.5	113,933	7,409,459.5	143,755	9,362,940.0			- 143,755	- 9,362,940.0
44	125,671	8,229,490.0	113,258	7,400,472.0	150,080	9,803,157.5			- 150,080	- 9,803,157.5
45	135,680	8,917,671.0	115,579	7,575,449.0	138,321	9,075,225.0			- 138,321	- 9,075,225.0
46	147,214	9,690,340.5	118,525	7,716,618.5	151,239	9,885,740.0			- 151,239	- 9,885,740.0
47	154,592	10,029,678.0	126,695	8,229,984.0	162,135	10,607,228.0			- 162,135	- 10,607,228.0
48	148,029	9,688,808.0	133,650	8,694,053.5	167,935	10,903,011.0			- 167,935	- 10,903,011.0
49	150,710	9,887,393.0	132,838	8,544,808.0	172,760	11,213,580.0			- 172,760	- 11,213,580.0
50	146,819	9,649,589.0	136,984	8,747,685.0	178,260	11,522,884.0			- 178,260	- 11,522,884.0
51	151,404	9,922,846.0	141,000	9,192,163.0						
<b>Total</b>	<b>6,231,438</b>	<b>403,930,467.0</b>	<b>6,825,080</b>	<b>445,208,574.5</b>	<b>6,630,747</b>	<b>430,417,958.7</b>	<b>4,415,493</b>	<b>285,703,300.0</b>	<b>-2,215,254</b>	<b>-144,714,658.7</b>



(Please note figures inclusive of reprints)

## WEATHER REPORT

### **KENYA**

For the week ending 1<sup>st</sup> July, 2018, East of Rift tea growing region remained cloudy, chilly and sometimes foggy during the week under review. Crop levels for the last week of the month were at 40 to 60 tons on average. West of Rift experienced sunny intervals accompanied by alternate afternoon showers and cold temperatures in the morning and night hours'. Green leaf volumes were still at 60 to 90 tons on average and sometimes more in selected factories. Going forward, due to cold weather, we expect significant decline in green leaf quantities.

### **UGANDA**

Western Uganda received only 33mm of rainfall during last week. Fort Portal area received 31mm of rainfall and experienced 33<sup>o</sup>C maximum and 22<sup>o</sup>C minimum temperatures. Hoima received 16mm of rainfall. Kibale received 60mm of rainfall and experienced 26<sup>o</sup>C maximum and 20<sup>o</sup>C minimum temperatures while Bushenyi received 0mm of rainfall and experienced 13<sup>o</sup>C minimum and 25<sup>o</sup>C maximum temperatures.

Crop level maintained.

**COMBROK LIMITED**