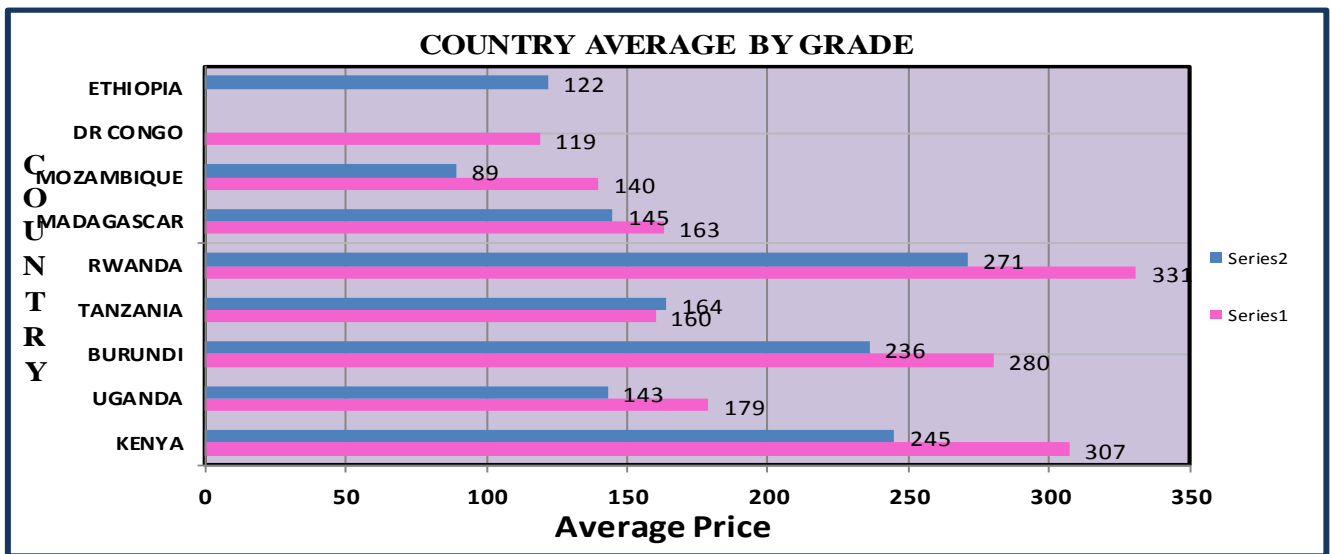


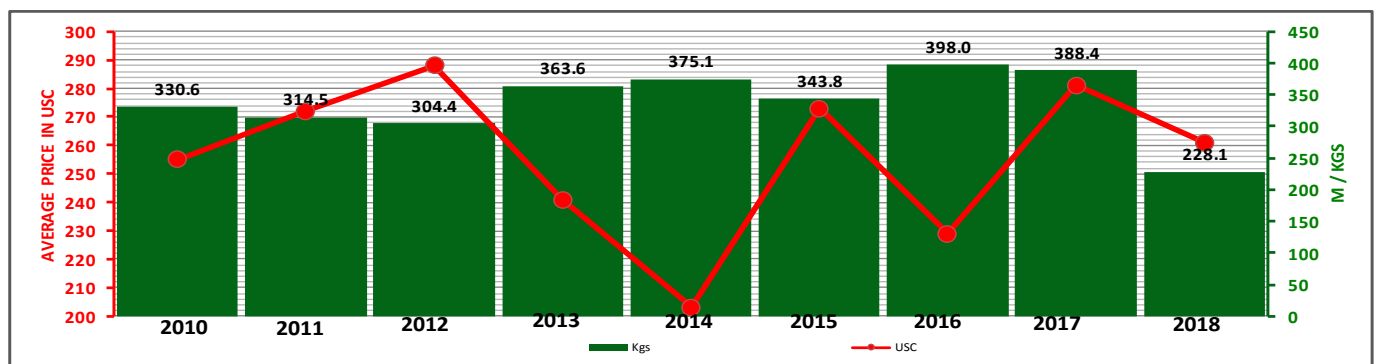
Mombasa Auction: Country Average Prices in US Cents Sale 26 (2017 vs. 2018)

COUNTRY	AV 2017	AV 2018	BP1	PF1	PD	D1	BP	PF	D	FNGS	BMF
KENYA	307	245	208	269	246	259	131	189	153	140	95
UGANDA	179	143	125	161	182	178	116	127	134	117	90
BURUNDI	280	236	213	252	251	252			228	181	
TANZANIA	160	164	121	186	195	186	111	131	112	122	89
RWANDA	331	271	281	284	275	284	223	249	222	215	165
MADAGASCAR	163	145		150		168		132		120	
MOZAMBIQUE	140	89								100	83
DR CONGO	119										
ETHIOPIA		122						121	123		
ALL AUCTION AVERAGE	285	231	206	261	242	246	150	143	154	137	91



Mombasa Auction - Auction Quantities & Average Prices 2010 - 2018

	Jan		Feb		Mar		Apr		May		Jun		Jul		Aug		Sep		Oct		Nov		Dec		Total	
	Kgs	USC	Kgs	USC	Kgs	USC	Kgs	USC	Kgs	USC	Kgs	USC	Kgs	USC	Kgs	USC	Kgs	USC	Kgs	USC	Kgs	USC	Kgs	USC	Kgs	USC
2018	49.3	279	34.3	281	29.6	265	39.9	252	38.7	247	37.3	239	31.2	283	27.1	275	32.3	286	40.9	291	35.5	283	31.3	266	228.1	261
2017	40.9	284	25.4	285	25.2	274	28.7	272	38.7	275	31.0	289	31.2	283	27.1	275	32.3	286	40.9	291	35.5	283	31.3	266	388.4	281
2016	37.0	256	36.6	237	40.7	223	35.3	204	44.4	212	34.2	227	29.2	231	21.7	218	23.8	222	24.6	223	36.3	250	23.6	252	398.0	229
2015	33.5	214	31.0	227	30.2	254	22.4	257	21.2	285	35.4	300	21.9	310	22.4	294	32.1	284	25.3	302	32.4	289	35.4	285	343.8	273
2014	25.1	256	30.6	224	36.6	208	21.8	207	35.7	196	44.9	191	28.1	205	24.6	203	33.2	190	28.1	192	33.6	191	32.8	189	375.1	203
2013	35.7	305	29.9	292	28.5	264	32.0	237	31.5	239	34.7	231	34.6	229	25.5	228	24.0	213	28.4	202	32.5	210	26.5	234	363.6	241
2012	36.1	264	27.2	265	23.9	274	22.8	279	17.8	281	24.1	289	26.8	299	22.6	309	21.9	304	31.8	297	27.9	304	21.4	307	304.4	288
2011	24.8	294	24.6	277	31.4	274	17.1	266	32.9	262	30.4	271	25.4	282	26.2	282	20.8	267	23.4	265	33.8	266	23.8	261	314.5	272
2010	27.9	284	29.1	295	33.5	280	24.6	261	41.6	235	33.7	222	27.2	216	25.1	250	17.9	249	18.3	250	30.5	254	21.0	270	330.6	255



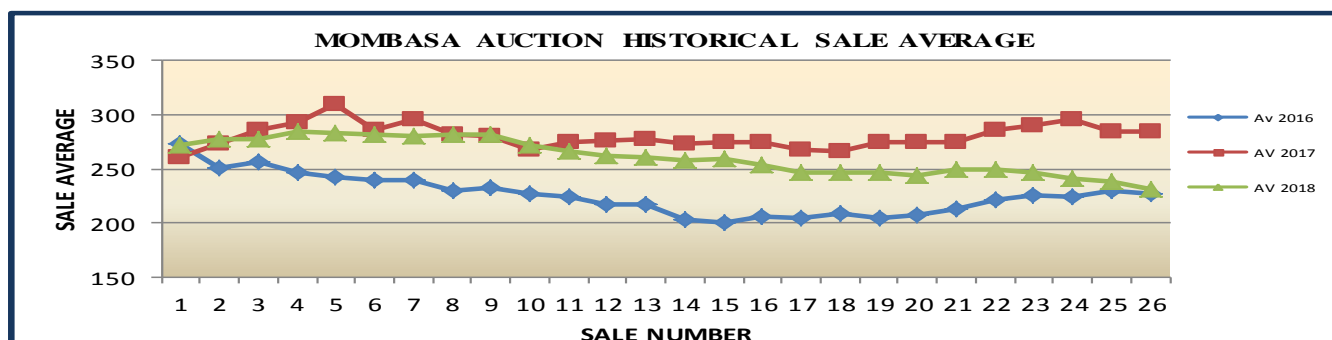
June includes sold kilos and average price for sale 23, 24, 25 and 26.

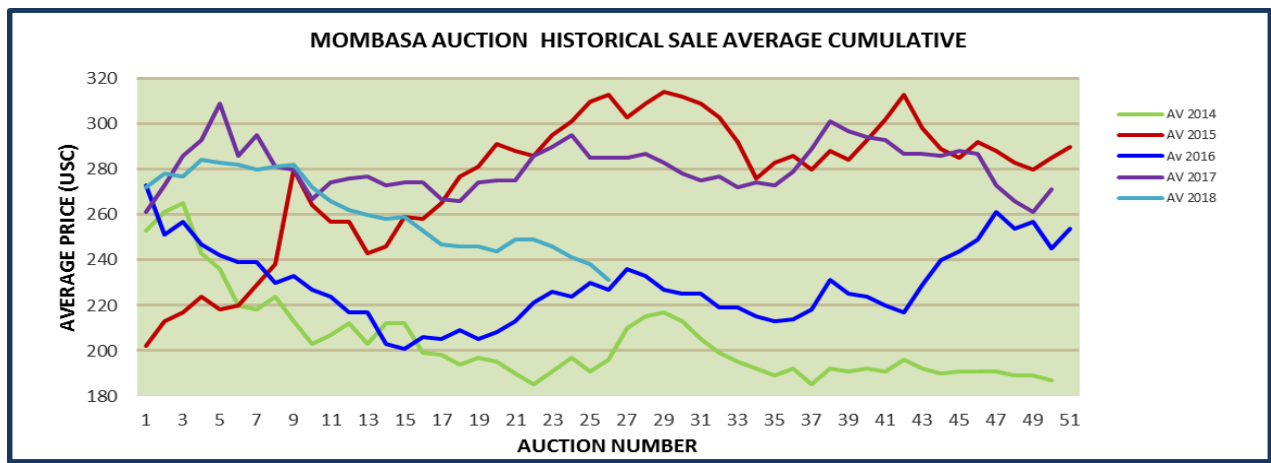
Kilos Sold By Country - Sale no. 26 & Cumulative to date (2017 vs 2018)

	Current Sale 26/2018		Same Sale Last Year 26/2017		Year To Date Sale 01-26/2018		Last Year To Date Sale 01-26/2017	Variance 2018 vs 2017
	Pkgs	Kilos	Pkgs	Kilos	Pkgs	Kilos	Kilos	Kilos
KENYA	115,919	7,688,249.00	88,740	5,970,278.00	2,631,320	176,487,911.30	148,231,141.50	28,256,770
UGANDA	21,079	1,127,428.00	17,241	995,395.00	490,271	27,340,436.00	22,893,865.00	4,446,571
BURUNDI	3,380	210,549.00	3,240	210,279.00	71,508	4,540,261.00	4,421,519.00	118,742
TANZANIA	4,740	260,893.00	4,560	238,548.00	135,793	7,427,225.00	3,230,750.50	4,196,475
RWANDA	7,620	522,393.00	6,160	418,296.00	168,165	11,433,473.50	10,176,127.00	1,257,347
MALAWI							24,120.00	(24,120)
MADAGASCAR	260	14,248.00	280	15,640.00	260	14,248.00	55,540.00	(41,292)
MOZAMBIQUE	840	31,175.00	740	35,180.00	9,131	408,398.00	365,196.00	43,202
DR CONGO			720	39,300.00	2,280	144,248.00	361,652.00	(217,404)
ETHIOPIA	440	19,712.00			5,840	266,338.00	237,967.00	28,371
TOTALS:	154,278	9,874,647.00	121,681.0	7,922,916.00	3,514,568	228,062,538.80	189,997,878.00	38,036,290

Mombasa Auction - Historical Averages Comparative 2016 - 2018

SALE NO.	Av 2016	AV 2017	AV 2018	2018											
				BP1	PF1	PD	D1	BP2	PF2	D2	FNGS	BMF			
1	273	261	272	262	287	293	290	195	185	185	171	142			
2	251	273	278	277	294	298	299	201	180	184	174	138			
3	257	286	277	276	301	298	302	196	175	188	166	131			
4	247	293	284	278	310	298	303	204	184	191	169	130			
5	242	309	283	269	306	301	310	204	179	201	169	126			
6	239	286	282	277	303	300	317	190	175	197	164	125			
7	239	295	280	274	300	302	309	202	186	204	166	131			
8	230	281	281	278	298	301	307	203	180	199	169	129			
9	233	280	282	284	300	300	304	197	182	195	172	130			
10	227	267	272	263	289	296	301	199	187	204	171	131			
11	224	274	266	262	284	279	278	210	178	194	169	128			
12	217	276	262	256	279	282	282	185	181	186	167	127			
13	217	277	260	253	288	261	268	187	181	179	172	130			
14	203	273	258	253	281	264	270	189	185	180	171	137			
15	201	274	259	256	281	262	269	179	183	172	168	136			
16	206	274	253	251	276	261	267	196	181	172	167	131			
17	205	267	247	241	274	244	254	192	186	179	170	127			
18	209	266	246	227	271	249	253	176	176	171	164	128			
19	205	274	246	227	273	248	254	171	172	168	164	129			
20	208	275	244	222	274	245	251	177	168	159	164	127			
21	213	275	249	222	278	252	258	162	170	165	158	121			
22	221	286	249	221	276	253	256	176	175	165	158	114			
23	226	290	246	229	273	253	254	168	168	166	154	108			
24	224	295	241	229	267	250	248	164	162	163	150	104			
25	230	285	238	228	266	247	245	150	161	158	149	98			
26	227	285	231	206	261	242	246	150	143	154	137	91			
Average	226	280	261	250	284	272	276	185	176	180	164	124			





**Actual Packages on offer for coming sale 27 of 2nd & 3rd July, 2018
(By Grade / by Country)**

	BP1	PF1	PD	DUST1	BP2	PF2	DUST2	FNGS	BMF	Total
KENYA	13,720	51,240	27,420	11,620	940	580	2,300	5,338	2,040	115,198
UGANDA	1,500	4,940	4,340	2,920	680	1,700	640	2,860	3,040	22,620
TANZANIA	940	3,120	760	280	120	320	380	760	1,200	7,880
RWANDA	1,600	2,960	1,520	440	380	220	460	180	60	7,820
BURUNDI	960	1,800	560	120	0	0	0	260	0	3,700
ETHIOPIA	0	0	0	0	0	220	220	0	0	440
Total	18,720	64,060	34,600	15,380	2,120	3,040	4,000	9,398	6,340	157,658

**Upcoming Auction Offerings by Country
Sale no. 27 and 28/ 2018**

COUNTRY	Sale 27/ 2018 (Actual packages)		Sale 28/ 2018		VARIANCE Kgs
	Pkgs	Kgs	Pkgs	Kgs	
KENYA	115,198.00	7,644,916.00	110,780.00	7,494,116.00	150,800.00
UGANDA	22,620.00	1,344,504.00	28,480.00	1,563,335.00	(218,831.00)
RWANDA	7,820.00	533,980.00	8,460.00	575,340.00	(41,360.00)
BURUNDI	3,700.00	233,260.00	4,099.00	256,766.00	(23,506.00)
TANZANIA	7,880.00	419,567.00	8,300.00	450,936.00	(31,369.00)
ETHIOPIA	440.00	19,712.00			19,712.00
MOZAMBIQUE			899.00	38,097.00	(38,097.00)
MADAGASCAR					-
TOTALS:	157,658.00	10,195,939.00	161,018.00	10,378,590.00	(182,651.00)

MAIN GRADE COMPARATIVE RANKINGS – SALE 26 2018

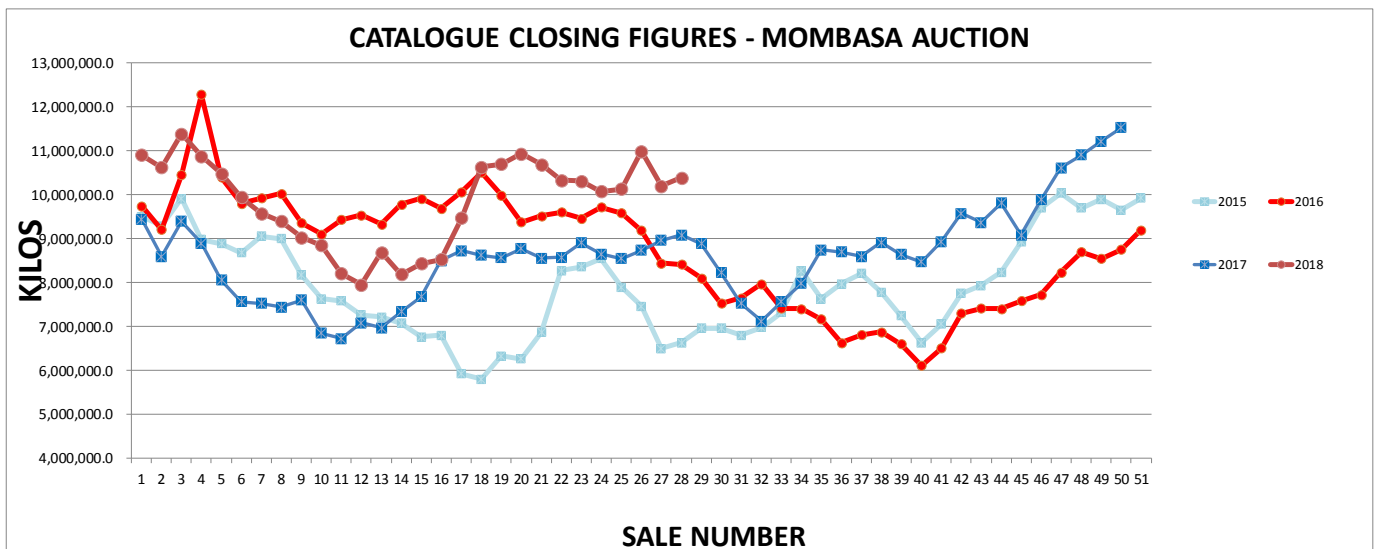
Mark	BP1				Mark	PF1				Mark	PD				Mark	DUST1			
	Pre	Lo	High	De		Prev	Low	Hig	Dev		Pre	Low	Hig	De		Prev	Lo	Hig	Dev
1 NYABIHU	399	385	390	-9	NYABIHU	332	356	360	28	NYABIHU	320	352	352	32	KITABI	320	355	355	35
2 KITABI	340	348	348	8	MUNUNGA	327	330	334	7	KITABI	320	330	346	26	NYABIHU		345	346	
3 MUNGANIA		320	330		GATHUTHI	320	320	327	7	RUBAYA	290	295	320	30	GATHUTHI	318	322	322	4
4 RUTSIRO	354	322	324	-30	KITABI	330	313	324	-6	GACHARAGE	290	290	300	10	KIMUNYE	315	315	319	4
5 RUBAYA	310	290	322	12	KATHANGARIRI	320	321	322	2	KATHANGARIRI	298	298	300	2	KANGAITA	292	298	301	9
6 GACHARAGE	316	316	320	4	RUKURIRI	315	318	320	5	KIMUNYE	300	296	299	-1	GACHARAGE	288	298	300	12
7 KATHANGARIRI	316	288	312	-4	RUBAYA	315	305	316	1	GATHUTHI	310	295	298	-12	KATHANGARIRI	291	300	300	9
8 GATARE		310	310		KIMUNYE	309	311	313	4	MUNUNGA	298	296	298	0	IMENTI	292	298	299	7
9 MUNUNGA	290	305	306	16	IMENTI	304	310	312	8	RUKURIRI	295	290	295	0	RUKURIRI	287	291	295	8
10 GITUGI	332	300	304	-28	KANGAITA	308	307	312	4	IKUMBI	296	286	294	-2	GITUGI	280	280	292	12
11 IMENTI	298	290	300	2	NJUNU	306	308	312	6	IMENTI	304	293	294	-10	IKUMBI		280	290	
12 NJUNU	314	296	300	-14	GACHARAGE	312	304	310	-2	NJUNU	286	287	292	6	MUNGANIA	284	287	290	6
13 MUGANZA-KIVU		297	297		MUNGANIA	304	308	310	6	CHINGA		285	290		MUNUNGA	285	289	290	5
14 KIMUNYE	318	292	296	-22	NDIMA	302	305	310	8	GITHONGO	290	280	290	0	NDIMA	280	285	289	9
15 GITHONGO	307	283	291	-16	GITUGI	304	302	308	4	KAMBAA	286	288	290	4	KAGWE	280	275	286	6
16 RUKURIRI	312	282	285	-27	IKUMBI	299	302	308	9	NDIMA	286	289	290	4	NGERE	284	284	286	2
17 GISOVU		282	282		KINORO	299	299	308	9	GITUGI	289	288	288	-1	THUMAITA	286	283	286	0
18 MUSHUBI	278	270	281	3	KIONYO	296	298	308	12	KANGAITA	294	285	288	-6	MAKOMBOKI	276	280	285	9
19 GATHUTHI	282	270	270	-12	NGERE	301	304	306	5	MUNGANIA	288	285	288	0	RAGATI	274	282	284	10
20 KANGAITA	279	254	268	-11	KAMBAA	298	302	304	6	KINORO	292	280	286	-6	KAMBAA	280	282	284	4
21 THETA	288	265	265	-23	KAGWE	296	300	303	7	MAKOMBOKI	290	283	286	-4	KIONYO	280	282	284	4
22 GITHAMBO	264	252	264	0	KIEGOI	297	299	302	5	NDUTI	280	286	286	6	NJUNU	284	282	284	0
23 GATUNGURU	254	250	262	8	MAKOMBOKI	299	298	302	3	NGERE	286	284	286	0	KINORO	282	279	282	0
24 KIEGOI	262	256	260	-2	GITHAMBO	296	298	301	5	IRIINI	286	280	284	-2	NSHILI KIVU		280	280	
25 NGERE	256	246	260	4	THETA	295	299	301	6	KAGWE	282	282	284	2	IRIINI		280	280	
26 MATA	272	256	256	-16	THUMAITA	298	296	301	3	KIONYO	284	278	284	0	KAMARYA	266	272	280	14
27 CHINGA		250	255		RAGATI	296	299	300	4	RAGATI	280	280	282	2	KIRU	284	276	280	-4
28 NDIMA	259	245	255	-4	GATUNGURU	296	298	300	4	KIRU	296	278	282	-14	NDUTI	280	273	280	0
29 KIONYO	274	250	254	-20	GITHONGO	298	298	300	2	THUMAITA	288	280	282	-6	THETA		274	280	
30 THUMAITA	264	245	254	-10	NDUTI	296	298	300	4	WERU	284	276	282	-2	CHINGA	276	272	278	2
31 RAGATI		245	250		CHINGA	299	293	299	0	NSHILI KIVU	299	275	280	-19	GITHONGO	284	276	278	-6
32 IGEMBE	260	250	250	-10	KIRU	292	296	298	6	GATUNGURU		278	280		KANYENYA	270	278	278	8
33 KAMBAA	260	250	250	-10	MATAARA	289	294	296	7	KANYENYA	280	276	280	0	GATUNGURU		274	276	
34 KINORO	257	245	250	-7	NDARUGU	288	292	296	8	KIEGOI	286	278	280	-6	KIEGOI	276	274	276	0
35 NDARUGU		245	248		GATARE		290	292		THETA	282	280	280	-2	NDARUGU	281	272	276	-5
36 RUKERI		248	248		IRIINI	290	288	292	2	GITHAMBO	278	275	278	0	GITHAMBO	267	273	275	8
37 KIRU	255	240	246	-9	IGEMBE	288	290	291	3	MATAARA	276	275	278	2	MUSHUBI	280	270	274	-6
38 WERU	258	235	245	-13	WERU	290	285	291	1	GISOVU	275	277	277	2	MATA	269	273	273	4
39 KAGWE	255	240	244	-11	GACHEGE	282	288	290	8	GACHEGE	274	270	276	2	MOMUL	269	271	272	3
40 IKUMBI	245	239	242	-3	KANYENYA	282	288	288	6	IGEMBE	276	272	276	0	TIRGAGA	269	272	272	3
41 MAKOMBOKI	260	242	242	-18	NSHILI KIVU	288	284	287	-1	MUGANZA-KIVU		276	276		MATAARA	270	270	272	2
42 PFUNDA	260	240	240	-20	MOMUL	280	282	286	6	NDARUGU	280	275	276	-4	MUGANZA-KIVU		272	272	
43 GACHEGE	240	235	240	0	MICHI	280	281	284	4	MATA	282	271	275	-7	MICHI		270	270	
44 KAMARYA	240	224	240	0	SANGANYI	280	281	284	4	MICHI	280	272	274	-6	CHEMOMI	270	270	270	0
45 KANYENYA	260	240	240	-20	SIONGO	275	278	281	6	OLENG	270	270	274	4	IGEMBE	270	268	270	0
46 CHEMOMI	245	236	238	-7	GISOVU	287	280	280	-7	SHAGASHA	266	267	272	6	SIONGO	270	268	270	0
47 MOMUL	242	235	235	-7	SHAGASHA	280	272	280	0	GATARE		270	270		OLENG	267	268	268	1
48 OLENG	250	230	235	-15	MUGANZA-KIVU	274	279	280	6	GISAKURA	268	266	270	2	SANGANYI	272	266	268	-4
49 SHAGASHA	242	235	235	-7	NYANKOBA	276	278	280	4	MOMUL	268	266	270	2	WERU	270	262	268	-2
50 NDUTI	250	230	234	-16	GIANCHORE	276	270	278	2	MUSHUBI	280	270	270	-10	SHAGASHA	255	267	267	12
51 TEZA		230	234		MATA	275	270	275	0	CHEMOMI	262	256	270	8	GISAKURA	266	266	266	0
52 MICHI	240	230	230	-10	MUSHUBI	274	273	275	1	SANGANYI	266	262	269	3	KAPKATET	257	260	266	9
53 GIANCHORE	240	218	230	-10	OLENG	274	270	274	0	NYANKOBA	268	260	266	-2	NYANKOBA	267	266	266	-1
54 KIP KOIMET		230	230		KAPKATET	270	266	274	4	SIONGO	262	255	263	1	GACHEGE	260	262	265	5
55 SANGANYI	234	230	230	-4	TIRGAGA	270	266	272	2	GIANCHORE	262	250	262	0	MOKAMA	256	264	264	8
56 SIRET	226	226	226	0	MULINDI	273	270	270	-3	MOTIGO	262	262	262	0	MOGOGO		257	262	
57 SIONGO	236	226	226	-10	OGEMBO	270	266	270	0	BOITO	262	260	260	-2	MOTIGO	266	262	262	-4
58 MABAYI	229	225	225	-4	TOMBE	271	266	270	-1	TIRGAGA	260	254	259	-1	MUDETE	255	258	262	7
59 MATAARA		222	222		KEBIRIGO	273	260	269	-4	TOROR	258	248	259	1	GIANCHORE	257	258	258	1
60 MULINDI	222	220	220	-2	PFUNDA		268	268		UJENDA	263	257	258	-5	MWAMU		258	258	

61	ITUMBE	227	208	220	-7	MWAMU	274	266	268	-6	MOKAMA	259	254	258	-1	TEZA	258	258		
62	CHEBANGO	214	208	218	4	GISAKURA	274	265	267	-7	MUDETE	262	252	258	-4	KEPCHOMO	260	246	256	-4
63	LITEIN	227	210	218	-9	MOGOGO	268	260	267	-1	MWAMU	262	250	258	-4	MULINDI	265	252	255	-10
64	MASINGI	219	212	218	-1	MOKAMA	264	258	264	0	MOGOGO	260	250	256	-4	LITEIN	259	250	255	-4
65	TIRGAGA	228	210	217	-11	MUDETE	268	260	264	-4	MULINDI	265	254	256	-9	KAPKO	260	253	254	-6
66	IJENDA		215	217		CHELAL	262	255	263	1	KAMARYA	264	254	256	-8	KARIRANA	259	250	254	-5
67	ROROK		200	216		MOTIGO	270	260	263	-7	KAPKATET	259	251	256	-3	KIBWARI	260	252	252	-8
68	TAITO	220	210	216	-4	KAMARYA	262	256	262	0	LITEIN	259	250	256	-3	NDARAWETTA	252	252		
69	TEGAT	226	210	216	-10	TEGAT	259	251	261	2	KEBIRIGO	260	254	255	-5	SOKOT	258	252	252	-6
70	MOGOGO	228	210	215	-13	BOITO	269	258	260	-9	TOMBE	262	255	255	-7	EBEREGE	250	250		
71	KAPKATET	226	215	215	-11	CHEMOMI	263	256	260	-3	KIBWARI	260	252	254	-6	ITUMBE	248	250		
72	KAPSET	227	208	215	-12	LITEIN	264	256	260	-4	ROROK	257	250	254	-3	KEBIRIGO	250	250		
73	KEBIRIGO	229	215	215	-14	NYAMACHE	260	257	260	0	KARIRANA	260	250	252	-8	MABAYI	258	250	250	-8
74	KEPCHOMO	223	212	215	-8	TOROR	264	255	260	-4	KAPSET	258	248	252	-6	NYAMACHE	250	250		
75	MWAMU		210	215		CYOHOKA	258	258	258	0	KAPTUMO	259	249	252	-7	ROROK	260	250	250	-10
76	OGEMBO	226	208	215	-11	ITUMBE	260	256	258	-2	OGEMBO	257	250	252	-5	TAITO	250	250		
77	TOMBE	224	210	215	-9	KIBWARI	256	258	258	2	KAPKO	260	248	251	-9	TEGAT	252	250	250	-2
78	TOROR	229	210	215	-14	RWEGURA	264	255	257	-7	PFUNDA	266	250	250	-16	TOMBE	256	250	250	-6
79	REYNA	220	210	214	-6	KARIRANA	255	244	256	1	CHEBUT	259	248	250	-9	KAPSET	258	249	249	-9
80	EMROK	195	211	212	17	IJENDA	258	252	256	-2	EBEREGE	256	248	250	-6	SIRET	252	248	248	-4
81	KARIRANA	192	212	212	20	KAPKO	260	253	255	-5	ITUMBE	255	248	250	-5	KAPTUMO	255	248	248	-7
82	CHELAL	228	210	212	-16	CHEBUT	260	250	255	-5	KAPSARA	261	250	250	-11	CHEBANGO	243	247		
83	MOTIGO	227	210	212	-15	EBEREGE	258	255	255	-3	MABAYI	258	250	250	-8	CHEBUT	235	247		
84	MBOGO TEA	213	210	211	-2	TEZA		253	255		NDARAWETTA	254	248	250	-4	NGORONGO	246	246		
85	KAPKO		210	210		MANARET	252	244	254	2	NYAMACHE	258	248	250	-8	TORA	246	246		
86	MABROUKIE	180	165	210	30	KAPSET	256	250	254	-2	RWEGURA	260	250	250	-10	TOROR	240	245		
87	MARAMBA	230	210	210	-20	RUKERI	258	254	254	-4	TAITO	258	250	250	-8	MARAMBA	254	244	244	-10
88	BOITO	226	210	210	-16	TORA	252	248	254	2	TEGAT	259	247	250	-9	REYNA	254	244	244	-10
89	EBEREGE	227	210	210	-17	MBOGO TEA	244	240	252	8	TEZA	255	248	250	-5	DL TEAS	254	240	244	-10
90	KAPTUMO	228	209	210	-18	KAPTUMO	260	250	252	-8	CHELAL	255	248	249	-6	MBOGO TEA	250	242	242	-8
91	NYAMACHE		210	210		MABAYI	264	250	252	-12	MABROUKIE		240	246		KAIMOSI	258	242	242	-16
92	RWEGURA	220	208	210	-10	NJERU	245	235	252	7	NGORONGO	250	242	246	-4	KAPCHORUA	250	240	240	-10
93	CHEBUT	224	209	209	-15	SIRET	255	245	250	-5	SIRET	258	244	246	-12	SITOI	246	239	239	-7
94	NGORONGO	220	200	200	-20	CHEBANGO	250	242	250	0	KEPCHOMO	252	244	246	-6	ARROKET	246	234	238	-8
95	NJERU	215	200	200	-15	KAPSARA	259	250	250	-9	CHEBANGO	256	245	245	-11	CHANGOI	250	238	238	-12
96	KOBEL	215	195	199	-16	KEPCHOMO	250	248	250	0	KOBEL	255	242	244	-11	MANARET	246	236	236	-10
97	TORA	190	190	195	5	KIP KOIMET		250	250		MARAMBA	254	240	244	-10	KERITOR	236	236	236	0
98	KIPCHABO	205	182	182	-23	NDARAWETTA	250	244	250	0	MBOGO TEA	250	240	244	-6	TINDERET	246	236	236	-10
99	KORUMA	172	150	180	8	ROROK	260	250	250	-10	REYNA	254	242	244	-10	TOIYOI	240	236	236	-4
100	KAYONZA	175	164	170	-5	SOKOT	250	244	250	0	DL TEAS	248	240	244	-4	SETYON	242	232	234	-8
101	KIPSINENDE	224	170	170	-54	DL TEAS	246	235	247	1	SOKOT	254	242	244	-10	METTARORA	242	230	233	-9
102	SIOMO		135	170		KOBEL	250	240	246	-4	BONDET	244	242	242	-2	KIPKEBE	238	232	232	-6
103	KIPTAGICH		165	165		MABROUKIE		230	244		SITOI	246	240	242	-4	KIPTENDEN	238	232	232	-6
104	RWAKA		156	156		KIPCHABO	246	240	244	-2	CYOHOKA	240	231	242	2	CHEBOSWA	220	218	224	4
105	CHEBOSWA	165	150	155	-10	KAIMOSI	242	238	240	-2	KAIMOSI	256	240	242	-14	KAYONZA	230	224	224	-6
106	TAGABI	166	140	155	-11	MASINGI	248	239	239	-9	KAPCHORUA	250	240	242	-8	MUGOMA	222	222		
107	KOIWA		150	152		SIOMO	257	235	239	-18	KIPCHABO	245	235	241	-4	KOIWA	221	221		
108	JAMJI	155	145	150	-5	GISOZI		235	237		EMROK	248	236	240	-8	TINET	234	217	220	-14
109	NGOINA		140	150		KAPCHORUA	235	236	236	1	MANARET	250	236	240	-10	JAMJI	219	219		
110	KERITOR		148	148		BONDET	253	235	235	-18	SETYON	246	234	240	-6	ITONA	224	219	219	-5
111	KIPKEBE	160	145	145	-15	EMROK	232	225	232	0	CHANGOI	250	238	240	-10	LELAGOIN	224	218	218	-6
112	MUZIZI		136	136		SETYON	232	220	231	-1	KERITOR	240	240	240	0	TAGABI	216	218		
113	IGARA		128	134		MARAMBA	250	220	230	-20	MASINGI	246	240	240	-6	KIBENA	217	217		
114	MUGOMA	126	130	130	4	NGORONGO	246	220	230	-16	ARROKET	242	230	238	-4	ELGON TEA	225	216	216	-9
115	ITONA		128	128		REYNA	242	230	230	-12	TOIYOI	246	238	238	-8	KORUMA	210	216		
116	KIBENA		124	124		SITOI	238	225	227	-11	TINDERET	240	235	237	-3	KIPTAGICH	210	215		
117	KYAMUHUNGA	130	120	124	-6	TINDERET		225	225		SISIBA	240	236	236	-4	KIPSINENDE	228	215	215	-13
118	SALAMA	120	123	123	3	TOIYOI	234	225	225	-9	KIPKEBE	238	234	234	-4	CUPATEA	220	214	214	-6
119	ANKOLE	128	118	122	-6	ARROKET	236	212	224	-12	METTARORA	240	228	233	-7	NYAMBYA	214	214		
120	IKANGA	122	120	122	0	TILYA	220	200	224	4	KIPTENDEN	238	232	232	-6	MUZIZI	219	206	212	-7

121	MWENGE	130	122	122	-8	ELGON TEA	220	220		SIOMO	246	232	232	-14	KABIANGA	210	210			
122	BWINDI	130	120	120	-10	KIPSINENDE	224	220	220	-4	NJERU	240	229	230	-10	KELUNET	213	202	208	-5
123	NYAMBYA		120	120		SISIBA	220	220		KAPSONGOI	236	226	226	-10	KYAMUHUNGA	216	206	206	-10	
124	SWAZI	128	120	120	-8	KAYONZA	206	216		KOIWA	226	210	225	-1	SWAZI	216	202	204	-12	
125	ARC MOUNTAIN	123	118	118	-5	KOIWA	200	190	212	12	ELGON TEA	226	224	224	-2	BUHWEJU	214	202	202	-12
126	NAMAYIBA	122	118	118	-4	METTARORA	236	210	212	-24	MUGOMA	232	224	224	-8	SAKAWA	202	202		
127	KIJURA	120	115	118	-2	MATUTA	220	210	212	-8	TINET	220	218	224	4	NJERU	220	200	200	-20
128	RUSEKERE	122	117	117	-5	TILUET	229	212	212	-17	CHEMAMUL	236	224	224	-12	KAKONDE	200	194	196	-4
129	MITYANA	122	117	117	-5	CHEBOSWA	208	200	211	3	KAYONZA	230	224	224	-6	GLOBAL VILLAGE	211	194	194	-17
130	CHIVANJEE		116	116		KIPKEBE	210	210		CHEBOSWA	226	210	222	-4	ARC MOUNTAIN	190	190			
131	KASAKU		116	116		KIPTENDEN	228	210	210	-18	KERICHO	228	220	220	-8	ANKOLE	200	185	190	-10
132	TORO		116	116		LELAGOIN	214	200	210	-4	ITONA	224	210	220	-4	BUGAMBE	204	182	188	-16
133	BUZIRASAGAMA	124	115	115	-9	CHEMAMUL	230	210	210	-20	TILUET	236	220	220	-16	KIKO	180	184	184	4
134	MUNOBWA	120	115	115	-5	KAPSONGOI	210	210		LELAGOIN	230	208	218	-12	KAHUNA	190	180	180	-10	
135	MWERA	120	114	114	-6	CHIMCHIM	220	200	208	-12	TAGABI		210	218		NAMAYIBA	170	170	170	0
136	ARROKET					ITONA	218	200	208	-10	CHIMCHIM	219	200	216	-3	SAHAMBAVY	165	170		
137	BONDET					CUPATEA	212	207	207	-5	SAPTET		210	216		MWENGE	190	170	170	-20
138	BUGAMBE					KELUNET	225	200	207	-18	BWINDI	214	208	216	2	RUSEKERE	187	165	165	-22
139	BUHWEJU					KABIANGA	212	205	207	-5	KABIANGA	224	210	216	-8	MITYANA	184	162	162	-22
140	CHA MURRECE					KIBENA	218	200	200	-18	MATUTA	230	216	216	-14	DINDIRA	180	155	160	-20
141	CHIMCHIM					KIGEZI HIGHLAN	198	170	200	2	MUFINDI	222	214	216	-6	KIJURA	164	160	160	-4
142	CUPATEA					MOGENI	185	200		TILYA	224	210	216	-8	KIAMARA	170	150	152	-18	
143	DINDIRA					MUGOMA	190	188	196	6	KORUMA		215	215		KASAKU	149	149		
144	ELGON TEA					MUFINDI	215	190	194	-21	KIPSINENDE	228	215	215	-13	TORO	168	130	138	-30
145	GISAKURA					KYAMUHUNGA	186	170	192	6	CUPATEA	220	214	214	-6	MUNOBWA	152	132	132	-20
146	KAISUGU					SAKAWA	191	191		KIGEZI HIGHLAN	224	214	214	-10	CHIVANJEE	150	130	130	-20	
147	KARAMBI					IGARA	205	190	190	-15	KIBENA	226	205	213	-13	MABALE	112	122		
148	KELUNET					BUHWEJU	192	180	182	-10	KAISUGU	218	200	210	-8	BONDET				
149	KERICHO					GLOBAL VILLAGE	190	180	180	-10	NYAMBYA	210	200	210	0	CHA MURRECE				
150	KIPTENDEN					BUGAMBE	185	175	175	-10	MOGENI	210	190	208	-2	CHIMCHIM				
151	LELAGOIN					BWINDI	185	166	174	-11	MAGURA	206	200	206	0	EMROK				
152	MANARET					NYAMBYA	170	174		RWAKA	198	182	205	7	GATARE					
153	MARVERA					KAKONDE	174	172	172	-2	KELUNET	205	140	202	-3	GISOVU				
154	METTARORA					ARC MOUNTAIN	170	170		SWAZI	218	190	202	-16	KAISUGU					
155	NSHILI KIVU					BUZIRASAGAMA	180	170	170	-10	BUHWEJU	214	200	200	-14	KARAMBI				
156	SAHAMBAVY					DINDIRA	165	165		SAKAWA	222	195	200	-22	KERICHO					
157	SAKAWA					MAHENYE	140	156	156	16	KYAMUHUNGA	216	200	200	-16	KOBEL				
158	SAPTET					SAHAMBAVY	150	150		GLOBAL VILLAGE	207	194	194	-13	MABROUKIE					
159	SETYON					ANKOLE	160	130	148	-12	ARC MOUNTAIN	190	190	190	0	MARVERA				
160	SITOI					KIJURA	145	145		NGOINA	188	175	190	2	NGOINA					
161	TINET					KASAKU	130	143	143	13	NYARINDA	210	190	190	-20	PFUNDA				
162	WUSH WUSH					CHIVANJEE	150	135	140	-10	KAKONDE	196	180	186	-10	RUBAYA				
163	CHANGOI					SALAMA	148	138	140	-8	BUGAMBE	198	180	182	-16	RUTSIRO				
164	CHEMAMUL					NAMAYIBA	128	130		ANKOLE	192	180	182	-10	RWAKA					
165	CYOHOKA					KIAMARA	140	125	127	-13	KAHUNA		174	174		SAPTET				
166	DL TEAS					TORO		115	124		NAMAYIBA	178	170	170	-8	WUSH WUSH				
167	GISOZI					KARAMBI	140	118	120	-20	DINDIRA		166	166		BOITO				
168	GLOBAL VILLAGE TEA					MABALE		120	120		RUSEKERE	180	165	165	-15	BUZIRASAGAMA				
169	HIMA					MITYANA		120	120		SALAMA	180	158	164	-16	BWINDI				
170	IRIAINI					MARVERA	114	110	110	-4	MITYANA	180	160	160	-20	CHELAL				
171	KABIANGA					CHA MURRECE					MPANGA	160	150	160	0	CHEMAMUL				
172	KAHUNA					JAMJI					KASAKU	148	156	156	8	CYOHOKA				
173	KAIMOSI					KAISUGU					LUWALA		154	154		GISOZI				
174	KAKONDE					KERICHO					MWENGE	180	110	152	-28	HIMA				
175	KAPCHORUA					KIPTAGICH					KIJURA	154	150	150	-4	IGARA				
176	KAPSARA					KORUMA					KIAMARA	160	140	140	-20	IJENDA				
177	KAPSONGOI					NGOINA					MUNOBWA	152	140	140	-12	IKANGA				
178	KIAMARA					RUSEKERE					MAHENYE	148	139	139	-9	KAPSARA				
179	KIBWARI					RUTSIRO					CHIVANJEE	150	130	130	-20	KAPSONGOI				
180	KIGEZI HIGHLAND					RWAKA					MABALE	124	120	120	-4	KIGEZI HIGHLAND				

CATALOGUE CLOSING FIGURES – 2017 Vs 2018

Sale No.	2015		2016		2017		2018		Diferencial 2018 Vs. 2017	
	Pkgs	Kilos	Pkgs	Kilos	Pkgs	Kilos	Pkgs	Kilos	Pkgs	Kilos
1	147,165	9,493,191.5	148,451	9,735,654.5	145,178	9,437,045.5	170,026	10,902,243.0	24,848	1,465,197.5
2	143,751	9,289,282.5	139,820	9,199,450.0	140,125	8,593,123.5	165,456	10,623,001.0	25,331	2,029,877.5
3	154,710	9,906,594.5	159,276	10,449,664.5	144,994	9,386,541.5	179,439	11,385,435.0	34,445	1,998,893.5
4	139,364	8,971,223.5	188,659	12,275,549.0	138,097	8,890,671.5	168,997	10,873,246.0	30,900	1,982,574.5
5	138,215	8,882,666.0	159,398	10,393,542.0	124,938	8,054,484.0	162,594	10,480,140.0	37,656	2,425,656.0
6	139,078	8,676,309.0	150,152	9,801,201.0	117,320	7,562,742.7	153,970	9,941,178.0	36,650	2,378,435.3
7	141,725	9,054,005.0	153,397	9,915,132.0	116,361	7,518,587.5	148,003	9,566,966.0	31,642	2,048,378.5
8	140,360	8,991,608.0	154,458	10,019,049.5	115,356	7,439,711.0	144,742	9,391,252.0	29,386	1,951,541.0
9	126,137	8,162,828.5	143,119	9,357,930.0	117,140	7,597,207.0	139,959	9,020,760.0	22,819	1,423,553.0
10	118,447	7,624,848.5	139,747	9,097,239.0	105,840	6,845,830.5	137,540	8,841,378.0	31,700	1,995,547.5
11	116,156	7,582,902.0	144,515	9,424,673.5	103,585	6,720,482.5	126,153	8,199,578.0	22,568	1,479,095.5
12	111,457	7,253,148.5	145,973	9,530,611.0	108,818	7,078,896.5	122,280	7,950,062.0	13,462	871,165.5
13	111,260	7,213,322.0	142,210	9,321,487.0	106,738	6,966,532.5	133,419	8,686,279.0	26,681	1,719,746.5
14	108,238	7,068,589.0	150,415	9,774,359.5	111,839	7,331,690.5	126,598	8,187,381.0	14,759	855,690.5
15	103,540	6,756,161.5	151,648	9,914,957.5	117,718	7,672,851.0	129,007	8,426,139.0	11,289	753,288.0
16	103,558	6,793,729.5	147,839	9,679,159.0	130,737	8,495,693.0	130,302	8,519,375.0	- 435	23,682.0
17	91,359	5,913,640.0	153,600	10,060,731.0	133,590	8,719,546.0	144,877	9,463,195.0	11,287	743,649.0
18	88,870	5,793,234.0	151,268	10,502,473.0	132,188	8,612,581.5	161,933	10,628,353.0	29,745	2,015,771.5
19	97,877	6,325,414.5	152,683	9,983,086.0	131,831	8,558,320.5	163,252	10,697,993.0	31,421	2,139,672.5
20	95,917	6,255,617.5	142,133	9,369,893.0	134,729	8,763,410.0	167,272	10,932,188.0	32,543	2,168,778.0
21	105,301	6,860,389.0	144,104	9,509,564.0	131,634	8,550,796.0	163,267	10,680,522.0	31,633	2,129,726.0
22	126,760	8,271,169.5	146,216	9,600,156.0	131,700	8,572,204.0	158,259	10,326,586.0	26,559	1,754,382.0
23	128,075	8,350,540.0	143,286	9,455,061.0	137,700	8,897,500.0	158,710	10,310,596.0	21,010	1,413,096.0
24	132,269	8,542,152.5	148,330	9,714,505.0	132,606	8,644,644.0	156,160	10,069,790.0	23,554	1,425,146.0
25	122,540	7,885,358.5	146,750	9,575,912.5	130,856	8,539,642.0	158,268	10,130,119.0	27,412	1,590,477.0
26	115,820	7,454,433.5	140,955	9,185,569.0	134,420	8,734,861.0	172,659	10,990,667.0	38,239	2,255,806.0
27	103,079	6,497,391.0	128,199	8,441,443.0	137,592	8,961,409.0	157,618	10,195,939.0	20,026	1,234,530.0
28	104,121	6,623,266.0	129,427	8,405,546.0	139,587	9,082,566.0	161,018	10,378,590.0	21,431	1,296,024.0
29	108,008	6,955,793.5	124,024	8,100,347.0	136,100	8,885,641.0			- 136,100	- 8,885,641.0
30	108,691	6,959,013.0	116,127	7,517,405.5	127,020	8,224,195.0			- 127,020	- 8,224,195.0
31	105,873	6,799,496.0	118,392	7,648,417.0	116,082	7,525,278.0			- 116,082	- 7,525,278.0
32	108,114	6,969,936.0	121,941	7,968,002.0	109,583	7,112,977.0			- 109,583	- 7,112,977.0
33	112,658	7,309,670.0	114,684	7,411,426.0	117,196	7,560,646.0			- 117,196	- 7,560,646.0
34	127,634	8,264,301.0	115,065	7,401,593.0	124,100	7,974,797.0			- 124,100	- 7,974,797.0
35	117,496	7,627,780.0	111,398	7,162,051.0	134,339	8,736,776.0			- 134,339	- 8,736,776.0
36	122,536	7,966,281.0	103,211	6,620,776.0	133,343	8,692,718.0			- 133,343	- 8,692,718.0
37	126,530	8,203,020.0	105,363	6,801,861.0	131,860	8,589,806.0			- 131,860	- 8,589,806.0
38	119,001	7,777,556.0	105,991	6,874,694.0	136,152	8,913,732.0			- 136,152	- 8,913,732.0
39	111,481	7,239,521.5	102,399	6,593,834.0	132,480	8,632,611.0			- 132,480	- 8,632,611.0
40	101,483	6,622,758.0	93,697	6,101,035.0	129,850	8,468,285.0			- 129,850	- 8,468,285.0
41	107,818	7,049,132.0	100,438	6,506,134.0	137,560	8,931,039.0			- 137,560	- 8,931,039.0
42	118,170	7,748,847.5	113,860	7,296,708.0	147,380	9,566,121.5			- 147,380	- 9,566,121.5
43	120,677	7,928,530.5	113,933	7,409,459.5	143,755	9,362,940.0			- 143,755	- 9,362,940.0
44	125,671	8,229,490.0	113,258	7,400,472.0	150,080	9,803,157.5			- 150,080	- 9,803,157.5
45	135,680	8,917,671.0	115,579	7,575,449.0	138,321	9,075,225.0			- 138,321	- 9,075,225.0
46	147,214	9,690,340.5	118,525	7,716,618.5	151,239	9,885,740.0			- 151,239	- 9,885,740.0
47	154,592	10,029,678.0	126,695	8,229,984.0	162,135	10,607,228.0			- 162,135	- 10,607,228.0
48	148,029	9,688,808.0	133,650	8,694,053.5	167,935	10,903,011.0			- 167,935	- 10,903,011.0
49	150,710	9,887,393.0	132,838	8,544,808.0	172,760	11,213,580.0			- 172,760	- 11,213,580.0
50	146,819	9,649,589.0	136,984	8,747,685.0	178,260	11,522,884.0			- 178,260	- 11,522,884.0
51	151,404	9,922,846.0	141,000	9,192,163.0						
Total	6,231,438	403,930,467.0	6,825,080	445,208,574.5	6,630,747	430,417,958.7	4,261,778	275,798,951.0	-2,368,969	-154,619,007.7



(Please note figures inclusive of reprints)

WEATHER REPORT

KENYA

For the week ending 24th June, 2018, East of Rift tea growing region remained cloudy, chilly and sometimes foggy during the week under review. Crop levels declined to 50 to 70 tons on average while West of Rift experienced sunny intervals accompanied by alternate afternoon showers and hailstorm in some few places. Green leaf volumes were substantial at 60 to 90 tons on average and sometimes more. Going forward, we expect significant decline in green leaf quantities and in particular East of Rift, as the cold season continues to bite.

UGANDA

Western Uganda received only 468mm of rainfall during last week. Fort Portal area received 63mm of rainfall and experienced 31⁰C maximum and 21⁰C minimum temperatures. Hoima received 60mm of rainfall. Kibale received 51mm of rainfall and experienced 26⁰C maximum and 18⁰C minimum temperatures while Bushenyi received 11mm of rainfall and experienced 13⁰C minimum and 27⁰C maximum temperatures.

Crop level generally dropped compared to previous week's levels.

COMBROK LIMITED

.....