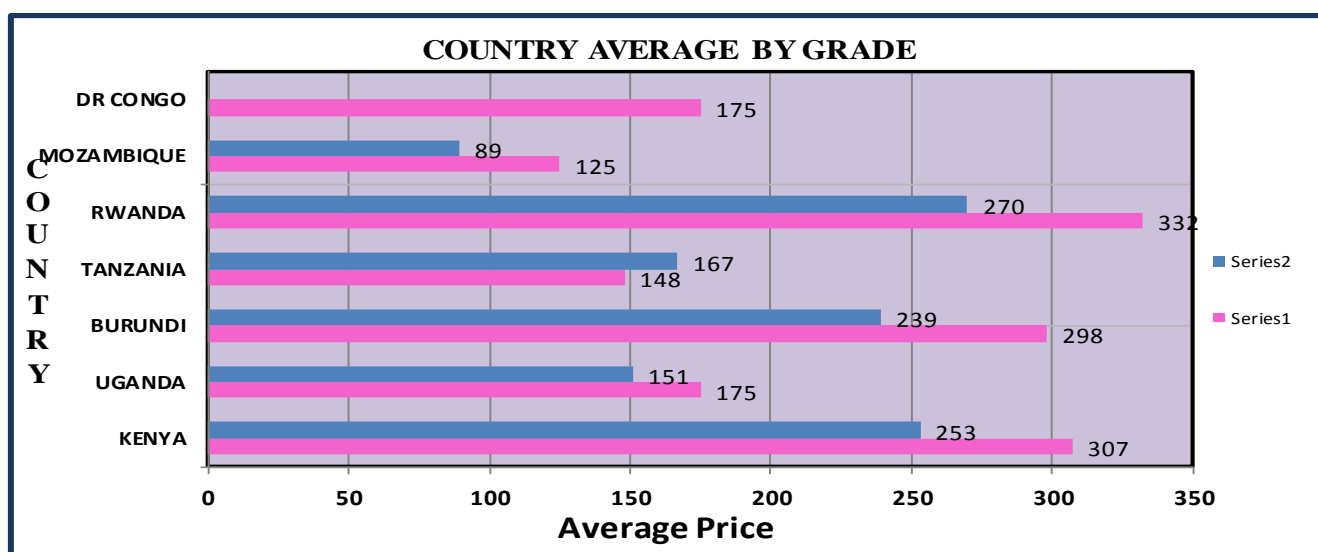


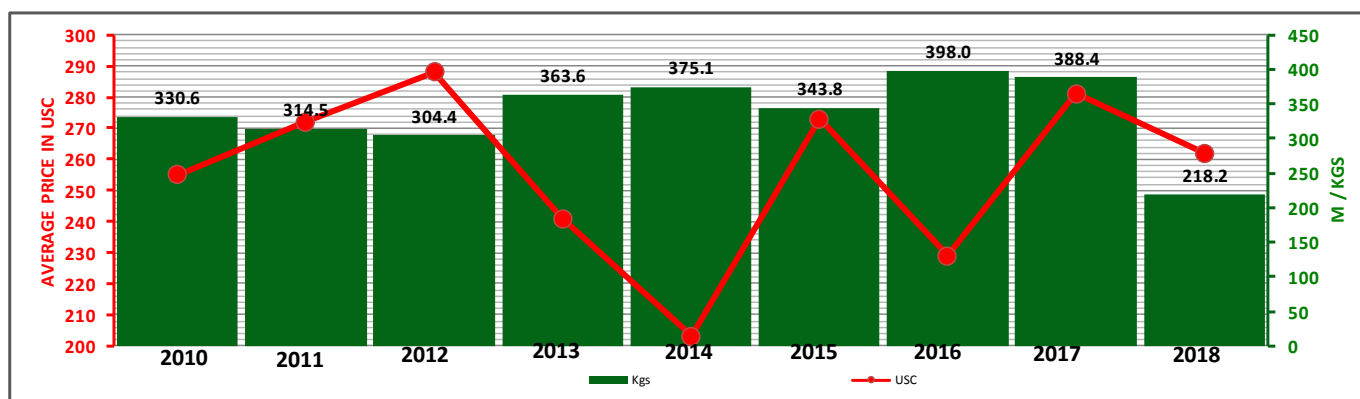
Mombasa Auction: Country Average Prices in US Cents Sale 25 (2017 vs. 2018)

COUNTRY	AV 2017	AV 2018	BP1	PF1	PD	D1	BP	PF	D	FNGS	BMF
KENYA	307	253	233	271	254	259	139	187	150	161	101
UGANDA	175	151	128	167	189	189	119	132	152	124	96
BURUNDI	298	239	207	258	253	258			203	187	99
TANZANIA	148	167	117	183	192	185	115	107	126	138	104
RWANDA	332	270	298	283	277	273	217	246	202	208	155
MOZAMBIQUE	125	89								104	88
DR CONGO	175										
ALL AUCTION AVERAGE	285	238	228	266	247	245	150	161	158	149	98



Mombasa Auction - Auction Quantities & Average Prices 2010 - 2018

	Jan		Feb		Mar		Apr		May		Jun		Jul		Aug		Sep		Oct		Nov		Dec		Total			
	Kgs	USC	Kgs	USC	Kgs	USC	Kgs	USC	Kgs	USC	Kgs	USC	Kgs	USC	Kgs	USC	Kgs	USC	Kgs	USC	Kgs	USC	Kgs	USC	Kgs	USC		
2018	49.3	279	34.3	281	29.6	265	39.9	252	38.7	247	27.4	242															218.2	262
2017	40.9	284	25.4	285	25.2	274	28.7	272	38.7	275	31.0	289	31.2	283	27.1	275	32.3	286	40.9	291	35.5	283	31.3	266			388.4	281
2016	37.0	256	36.6	237	40.7	223	35.3	204	44.4	212	34.2	227	29.2	231	21.7	218	23.8	222	24.6	223	36.3	250	23.6	252			398.0	229
2015	33.5	214	31.0	227	30.2	254	22.4	257	21.2	285	35.4	300	21.9	310	22.4	294	32.1	284	25.3	302	32.4	289	35.4	285			343.8	273
2014	25.1	256	30.6	224	36.6	208	21.8	207	35.7	196	44.9	191	28.1	205	24.6	203	33.2	190	28.1	192	33.6	191	32.8	189			375.1	203
2013	35.7	305	29.9	292	28.5	264	32.0	237	31.5	239	34.7	231	34.6	229	25.5	228	24.0	213	28.4	202	32.5	210	26.5	234			363.6	241
2012	36.1	264	27.2	265	23.9	274	22.8	279	17.8	281	24.1	289	26.8	299	22.6	309	21.9	304	31.8	297	27.9	304	21.4	307			304.4	288
2011	24.8	294	24.6	277	31.4	274	17.1	266	32.9	262	30.4	271	25.4	282	26.2	282	20.8	267	23.4	265	33.8	266	23.8	261			314.5	272
2010	27.9	284	29.1	295	33.5	280	24.6	261	41.6	235	33.7	222	27.2	216	25.1	250	17.9	249	18.3	250	30.5	254	21.0	270			330.6	255



June includes sold kilos and average price for sale 23, 24 and 25 only.

BUYERS' PURCHASES SALE 25 2018

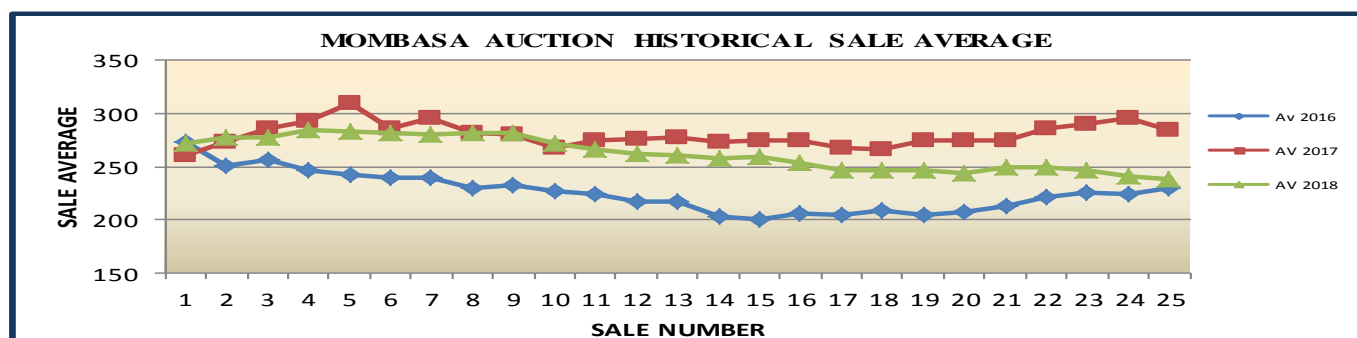
Buyer	% Sold	Totals	BP1	PF1	PD	DUST1	BP2	PF2	DUST2	FNGS	BMF
CARGILL KENYA	18.25	25,260	3,360	15,320	6,380	200	0	0	0	0	0
GLOBAL TEA & L.A.B.	15.60	21,588	2,520	6,180	4,080	1,700	299	500	1,999	1,880	2,430
VAN REES KENYA	9.25	12,800	320	5,980	4,740	800	120	300	140	400	0
CHAI TRADING	7.85	10,860	300	7,680	1,780	860	0	20	220	0	0
DEVCHAND	5.30	7,340	0	7,340	0	0	0	0	0	0	0
COFFTEA AGENCIES	4.47	6,180	2,340	240	160	0	0	160	0	2,320	960
SSOE (KENYA)	4.41	6,100	1,160	600	260	160	600	660	280	1,920	460
MOMBASA COFFEE	3.21	4,440	0	240	2,640	1,520	40	0	0	0	0
M.J. CLARKE LTD	2.93	4,060	40	280	2,340	840	0	140	100	320	0
AL-EMIR LTD	2.12	2,940	80	2,740	120	0	0	0	0	0	0
ABBAS TRADERS	1.99	2,760	0	1,080	860	280	0	160	0	0	380
IMPERIAL TEAS	1.33	1,840	1,200	0	300	200	0	0	140	0	0
JAMES FINLAY	1.33	1,840	120	40	800	400	200	0	280	0	0
EMPIRE KENYA	1.13	1,560	840	720	0	0	0	0	0	0	0
LULA TRADING	1.08	1,500	0	0	0	0	60	0	0	0	1,440
SHAKAB	1.07	1,480	40	1,220	80	120	0	0	20	0	0
PWANI HAULIERS	0.71	980	60	80	0	0	100	20	0	20	700
ALIBHAI RAMJI	0.69	960	20	600	0	0	0	20	0	320	0
MARA CHAI LIMITED	0.65	900	800	0	0	0	0	100	0	0	0
RANFER TEAS K	0.65	900	480	240	0	160	0	20	0	0	0
SARDIA	0.64	880	60	700	120	0	0	0	0	0	0
McLEOD RUSSEL	0.49	680	80	120	40	40	0	80	40	280	0
STANSAND (A) LTD	0.48	660	40	160	200	0	0	120	0	140	0
AIMCO	0.36	500	0	0	0	0	0	0	0	0	500
TUSHA TEA LIMITED	0.33	460	400	0	0	0	60	0	0	0	0
SUMMER LINER	0.30	420	20	0	0	0	160	80	0	60	100
KIRINDO TRADERS	0.27	380	0	0	0	0	60	20	0	20	280
INDO-AFRICAN TEA	0.26	360	40	320	0	0	0	0	0	0	0
LINDOP & COMPANY	0.26	360	0	360	0	0	0	0	0	0	0
MAYMUN	0.26	360	0	0	0	0	140	60	0	0	160
TROPICAL CROPS & Green Leaf Trading	0.26	360	0	0	0	0	0	0	20	0	340
Green Leaf Trading	0.19	260	0	0	0	0	0	0	20	20	220
GOKALTRADING	0.12	160	160	0	0	0	0	0	0	0	0
CHAMU SUPPLIES	0.10	140	40	0	0	40	0	0	20	40	0
Waso Tea Enterprise	0.10	140	0	0	0	0	0	0	0	0	140
BLACK DEW LIMITED	0.09	120	120	0	0	0	0	0	0	0	0
TANZIL TRADING	0.09	120	0	0	0	0	0	0	0	0	120
MOMBASA TEA	0.07	100	0	0	40	0	60	0	0	0	0
RIOTANA TRADING	0.06	80	0	0	0	0	60	20	0	0	0
SUWAD ENTERPRISE	0.06	80	0	0	0	0	80	0	0	0	0
BURALE CLEARING	0.03	40	0	0	0	0	0	0	0	0	40
JAWAI TEA LIMITED	0.01	20	0	0	0	0	20	0	0	0	0
TRUST TEA	0.01	20	0	0	0	0	20	0	0	0	0

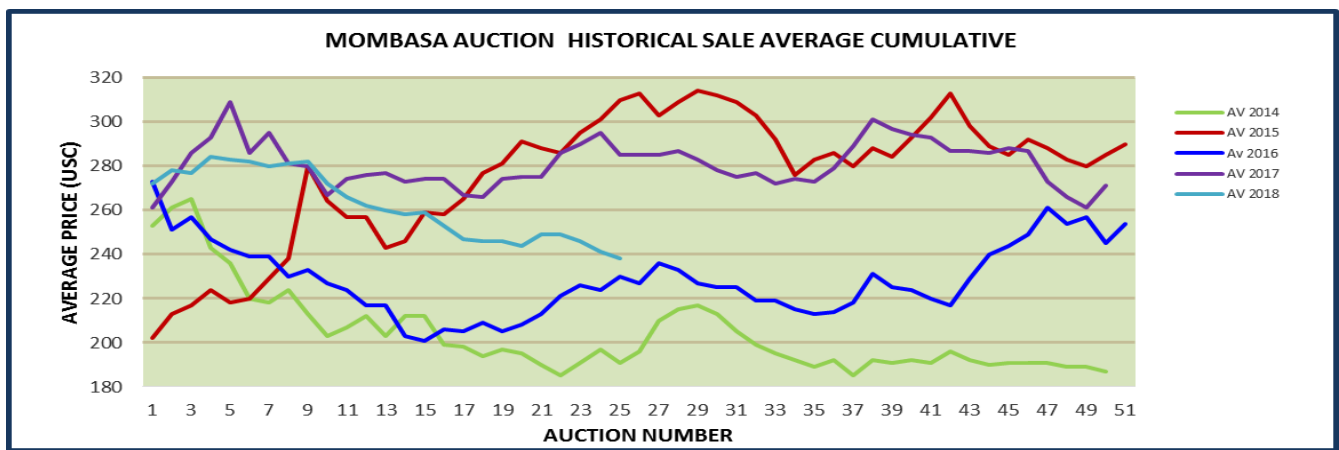
Kilos Sold By Country - Sale no. 25 & Cumulative to date (2017 vs 2018)

	Current Sale 25/2018		Same Sale Last Year 25/2017		Year To Date Sale 01-25/2018		Last Year To Date Sale 01-25/2017	Variance 2018 vs 2017
	Pkgs	Kilos	Pkgs	Kilos	Pkgs	Kilos	Kilos	Kilos
KENYA	104,259	6,991,636.00	84,521	5,680,515.00	2,515,401	168,799,662.30	142,260,863.50	26,538,799
UGANDA	19,519	1,039,305.00	17,800	1,021,843.00	469,192	26,213,008.00	21,898,470.00	4,314,538
BURUNDI	2,350	147,592.00	3,180	205,449.00	68,128	4,329,712.00	4,211,240.00	118,472
TANZANIA	4,860	270,756.00	3,800	192,890.00	131,053	7,166,332.00	2,992,202.50	4,174,130
RWANDA	6,380	434,568.50	5,440	366,488.00	160,545	10,911,080.50	9,757,831.00	1,153,250
MALAWI							24,120.00	(24,120)
MADAGASCAR							39,900.00	(39,900)
MOZAMBIQUE	1,040	35,604.00	259	11,986.00	8,291	377,223.00	330,016.00	47,207
DR CONGO			300	17,780.00	2,280	144,248.00	322,352.00	(178,104)
ETHIOPIA					5,400	246,626.00	237,967.00	8,659
TOTALS:	138,408	8,919,461.50	115,300.0	7,496,951.00	3,360,290	218,187,891.80	182,074,962.00	36,104,271

Mombasa Auction - Historical Averages Comparative 2016 - 2018

SALE NO.	Av 2016	AV 2017	AV 2018	2018 BP1	2018 PF1	2018 PD	2018 D1	2018 BP2	2018 PF2	2018 D2	2018 FNCS	2018 BMF
1	273	261	272	262	287	293	290	195	185	185	171	142
2	251	273	278	277	294	298	299	201	180	184	174	138
3	257	286	277	276	301	298	302	196	175	188	166	131
4	247	293	284	278	310	298	303	204	184	191	169	130
5	242	309	283	269	306	301	310	204	179	201	169	126
6	239	286	282	277	303	300	317	190	175	197	164	125
7	239	295	280	274	300	302	309	202	186	204	166	131
8	230	281	281	278	298	301	307	203	180	199	169	129
9	233	280	282	284	300	300	304	197	182	195	172	130
10	227	267	272	263	289	296	301	199	187	204	171	131
11	224	274	266	262	284	279	278	210	178	194	169	128
12	217	276	262	256	279	282	282	185	181	186	167	127
13	217	277	260	253	288	261	268	187	181	179	172	130
14	203	273	258	253	281	264	270	189	185	180	171	137
15	201	274	259	256	281	262	269	179	183	172	168	136
16	206	274	253	251	276	261	267	196	181	172	167	131
17	205	267	247	241	274	244	254	192	186	179	170	127
18	209	266	246	227	271	249	253	176	176	171	164	128
19	205	274	246	227	273	248	254	171	172	168	164	129
20	208	275	244	222	274	245	251	177	168	159	164	127
21	213	275	249	222	278	252	258	162	170	165	158	121
22	221	286	249	221	276	253	256	176	175	165	158	114
23	226	290	246	229	273	253	254	168	168	166	154	108
24	224	295	241	229	267	250	248	164	162	163	150	104
25	230	285	238	228	266	247	245	150	161	158	149	98
Average	226	280	262	252	285	273	277	187	177	181	165	126





**Actual Packages on offer for coming sale 26 of 25th & 26th June, 2018
(By Grade / by Country)**

	BP1	PF1	PD	DUST1	BP2	PF2	DUST2	FNGS	BMF	Total
KENYA	18,560	52,940	30,640	11,160	1,160	860	2,260	6,439	2,820	126,839
UGANDA	1,800	5,700	4,860	2,780	620	2,340	960	3,160	3,900	26,120
RWANDA	1,840	2,900	1,580	680	500	140	380	360	40	8,420
TANZANIA	400	2,300	940	380	140	220	140	460	840	5,820
BURUNDI	720	1,760	520	240	0	0	20	540	0	3,800
MOZAMBIQUE	0	0	0	0	0	0	0	280	880	1,160
ETHIOPIA	0	0	0	0	0	220	220	0	0	440
MADAGASCAR	0	120	40	60	0	100	0	40	0	360
Total	23,320	65,720	38,580	15,300	2,420	3,880	3,980	11,279	8,480	172,959

**Upcoming Auction Offerings by Country
Sale no. 26 and 27/ 2018**

COUNTRY	Sale 26/ 2018 (Actual packages)		Sale 27/ 2018		VARIANCE Kgs
	Pkgs	Kgs	Pkgs	Kgs	
KENYA	126,839.00	8,267,935.00	113,618.00	7,644,916.00	623,019.00
UGANDA	26,120.00	1,502,320.00	24,120.00	1,344,504.00	157,816.00
RWANDA	8,420.00	576,244.00	7,820.00	533,980.00	42,264.00
BURUNDI	3,800.00	241,325.00	3,740.00	233,260.00	8,065.00
TANZANIA	5,820.00	321,721.00	7,880.00	419,567.00	(97,846.00)
ETHIOPIA	440.00	19,712.00	440.00	19,712.00	-
MOZAMBIQUE	1,160.00	41,454.00			41,454.00
MADAGASCAR	360	19,956.00			19,956.00
TOTALS:	172,959.00	10,990,667.00	157,618.00	10,195,939.00	794,728.00

MAIN GRADE COMPARATIVE RANKINGS – SALE 25 2018

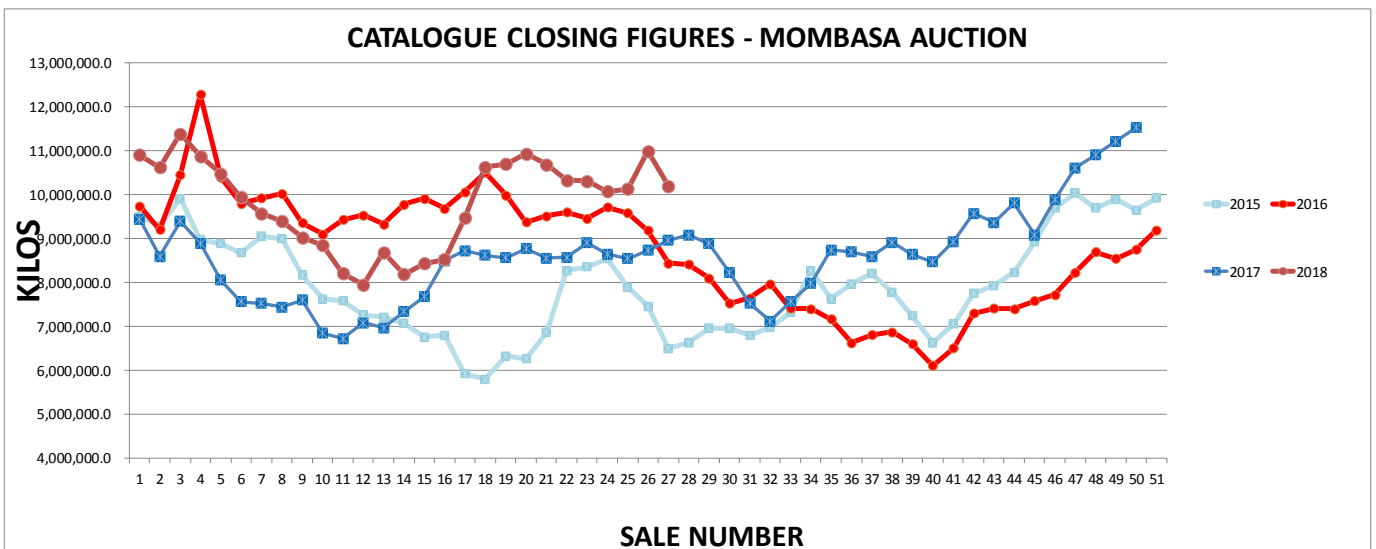
Mark	BP1				Mark	PF1				Mark	PD				Mark	DUST1			
	Pre	Lo	High	De		Prev	Low	Hig	Dev		Pre	Low	Hig	De		Prev	Lo	Hig	Dev
1 NYABIHU	387	390	399	12	NYABIHU	344	328	332	-12	KITABI	333	320	320	-13	KITABI	320	320		
2 RUTSIRO		354	354		KITABI	337	321	330	-7	NYABIHU	320	320	320	0	GATHUTHI	310	318	318	8
3 NSHLI KIVU	333	335	344	11	MUNUNGA	336	325	327	-9	GATHUTHI	306	310	310	4	KIMUNYE	310	312	315	5
4 KITABI	355	340	340	-15	GATHUTHI	323	320	320	-3	IMENTI	308	304	304	-4	IMENTI	290	292		
5 GITUGI	304	314	332	28	KATHANGARIRI	320	314	320	0	KIMUNYE	296	294	300	4	KANGAITA	292	292		
6 KIMUNYE	275	282	318	43	RUBAYA	320	312	315	-5	NSHLI KIVU		279	299		KATHANGARIRI	298	288	291	-7
7 GACHARAGE	300	316	316	16	RUKURIRI	314	310	315	1	KATHANGARIRI	296	294	298	2	GACHARAGE	294	286	288	-6
8 KATHANGARIRI	325	290	316	-9	GACHARAGE	300	295	312	12	MUNUNGA	296	293	298	2	RUKURIRI	286	287		
9 NJUNU	298	281	314	16	KIMUNYE	308	307	309	1	IKUMBI	286	282	296	10	THUMAITA	288	286	286	-2
10 RUKURIRI	294	275	312	18	KANGAITA	310	300	308	-2	KIRU	276	280	296	20	MUNUNGA	290	284	285	-5
11 RUBAYA	332	290	310	-22	NJUNU	307	300	306	-1	RUKURIRI	296	295	295	-1	GITHONGO	280	284		
12 GITHONGO	310	280	307	-3	GITUGI	304	300	304	0	KANGAITA	300	292	294	-6	KIRU	288	276	284	-4
13 IMENTI	320	275	298	-22	IMENTI	318	302	304	-14	KINORO	284	284	292	8	MUNGANIA	285	282	284	-1
14 MUNUNGA	288	273	290	2	MUNGANIA	306	300	304	-2	RUBAYA		290	290		NGERE	288	280	284	-4
15 THETA	264	250	288	24	NDIMA	299	300	302	3	GACHARAGE	296	286	290	-6	NJUNU	282	283	284	2
16 GATHUTHI	292	246	282	-10	NGERE	299	297	301	2	GITHONGO	282	286	290	8	KINORO	280	280	282	2
17 KANGAITA	284	273	279	-5	CHINGA	297	295	299	2	MAKOMBOKI	280	287	290	10	NDARUGU	282	270	281	-1
18 MUSHUBI		270	278		IKUMBI	302	299	299	-3	GITUGI	285	289	289	4	MUSHUBI	280	280		
19 KIONYO	254	254	274	20	KINORO	298	295	299	1	MUNGANIA	282	286	288	6	GITUGI	282	280	280	-2
20 MATA	272	265	272	0	MAKOMBOKI	296	296	299	3	THUMAITA	282	280	288	6	KAGWE	284	272	280	-4
21 GITHAMBO	252	264	264	12	GITHONGO	300	298	298	-2	IRIAINI	276	278	286	10	KAMBAA	280	280		
22 THUMAITA	260	256	264	4	KAMBAA	298	296	298	0	KAMBAA	284	280	286	2	KIONYO	284	280	280	-4
23 KIEGOI	256	256	262	6	THUMAITA	296	296	298	2	KIEGOI	284	280	286	2	NDIMA	291	280	280	-11
24 PFUNDA		260	260		KIEGOI	299	297	297	-2	NDIMA	280	284	286	6	NDUTI	280	280		
25 IGEMBE		260	260		RAGATI	296	294	296	0	NGERE	282	282	286	4	CHINGA	275	275	276	1
26 KAMBAA	278	260	260	-18	GATUNGURU	318	294	296	-22	NJUNU	292	285	286	-6	KIEGOI	272	276		
27 KANYENYA	244	240	260	16	GITHAMBO	296	292	296	0	KIONYO	286	280	284	-2	MAKOMBOKI	280	276	276	-4
28 MAKOMBOKI	248	252	260	12	KAGWE	296	294	296	0	WERU	276	284	284	8	RAGATI	280	274	274	-6
29 NDIMA	265	255	259	-6	KIONYO	296	296	296	0	MATA	287	282	282	-5	SANGANYI	274	272	272	-2
30 WERU	248	245	258	10	NDUTI	296	295	296	0	KAGWE	280	280	282	2	CHEMOMI	260	270	270	10
31 KINORO	248	250	257	9	THETA	294	292	295	1	THETA	279	280	282	3	IGEMBE	270	270		
32 IRIAINI	252	249	256	4	KIRU	290	290	292	2	MICHI	278	276	280	2	KANYENYA	282	270	270	-12
33 NGERE	250	256	256	6	IRIAINI	290	285	290	0	MUSHUBI		280	280		MATAARA	276	270	270	-6
34 GISAKURA	264	255	255	-9	WERU	288	288	290	2	RAGATI	277	280	280	3	SIONGO	276	270	270	-6
35 KAGWE	254	248	255	1	MATAARA	287	286	289	2	KANYENYA	276	280	280	4	WERU	280	270	270	-10
36 KIRU	250	235	255	5	NSHLI KIVU	287	280	288	1	NDARUGU	278	275	280	2	MATA	268	265	269	1
37 GATUNGURU	254	252	254	0	IGEMBE	286	286	288	2	NDUTI	274	278	280	6	MOMUL	275	268	269	-6
38 OLENG	250	245	250	0	NDARUGU	288	284	288	0	GITHAMBO	274	276	278	4	TIRGAGA	263	269	269	6
39 NDUTI	248	245	250	2	GISOVU	294	285	287	-7	IGEMBE	278	276	276	-2	OLENG	270	267	267	-3
40 CHEMOMI	239	245	245	6	GACHEGE	282	280	282	0	MATAARA	276	276	276	0	GITHAMBO	276	265	267	-9
41 IKUMBI		245	245		KANYENYA	285	280	282	-3	GISOVU	290	275	275	-15	NYANKOBA	267	267		
42 MOMUL	244	240	242	-2	MICHI	282	276	280	-2	GACHEGE	270	270	274	4	GISAKURA	278	266	266	-12
43 SHAGASHA	251	230	242	-9	MOMUL	284	276	280	-4	OLENG	274	270	270	-4	PFUNDA	262	266	266	4
44 NYANKOBA	240	235	242	2	SHAGASHA	282	268	280	-2	GISAKURA	270	268	268	-2	KAMARYA	266	266		
45 MICHI	240	240	240	0	SANGANYI	282	276	280	-2	MOMUL	271	264	268	-3	MOTIGO	257	266		
46 GACHEGE	233	240	240	7	GIANCHORE	282	270	276	-6	NYANKOBA	270	262	268	-2	MULINDI	271	260	265	-6
47 GIANCHORE	242	234	240	-2	NYANKOBA	284	274	276	-8	PFUNDA	262	266	266	4	KAPKO	268	255	260	-8
48 KAMARYA	242	240	240	-2	MATA	280	272	275	-5	SHAGASHA	273	265	266	-7	GACHEGE	260	260		
49 SIONGO	238	234	236	-2	SIONGO	276	275	275	-1	SANGANYI	270	266	266	-4	KEPCHOMO	262	254	260	-2
50 SANGANYI	242	230	234	-8	GISAKURA	281	271	274	-7	MULINDI	270	264	265	-5	KIBWARI	266	260	260	-6
51 MARAMBA	222	220	230	8	MUSHUBI		274	274		KAMARYA	264	258	264	0	ROROK	258	260	260	2
52 KEBIRIGO	236	227	229	-7	OLENG	284	270	274	-10	IJENDA	274	259	263	-11	KARIRANA	263	258	259	-4
53 MABAYI	238	225	229	-9	MUGANZA-KIVU		270	274		BOITO	266	258	262	-4	LITEIN	268	259	259	-9
54 TOROR	231	229	229	-2	MWAMU	272	270	274	2	CHEMOMI	260	256	262	2	KAIMOSI	260	258	258	-2
55 MOGOGO	234	226	228	-6	MULINDI	270	270	273	3	GIANCHORE	264	258	262	-2	KAPSET	264	255	258	-6
56 TIRGAGA	234	227	228	-6	KEBIRIGO	268	269	273	5	MOTIGO	265	259	262	-3	MABAYI	258	258		
57 CHELAL	224	222	228	4	TOMBE	269	269	271	2	MUDETE	266	260	262	-4	SOKOT	261	258	258	-3
58 KAPTUMO	234	224	228	-6	TIRGAGA	276	268	270	-6	MWAMU	264	262	262	-2	GIANCHORE	257	257		
59 EBEREGE	225	225	227	2	KAPKATET	272	265	270	-2	SIONGO	268	260	262	-6	KAPKATET	261	255	257	-4
60 ITUMBE	225	224	227	2	MOTIGO	272	268	270	-2	TOMBE	266	260	262	-4	KAPSARA	250	256	256	6

61	KAPSET	236	227	227	-9	OGEMBO	272	266	270	-2	KAPSARA	264	255	261	-3	MOKAMA	262	256	256	-6
62	LITEIN	234	225	227	-7	BOITO	268	268	269	1	KAPKO	264	255	260	-4	TOMBE		256	256	
63	MOTIGO	225	210	227	2	MOGOGO	270	268	268	-2	KARIRANA	265	256	260	-5	KOBEL		255	255	
64	SIRET	239	220	226	-13	MUDETE	270	267	268	-2	MOGOGO	263	255	260	-3	SHAGASHA	260	255	255	-5
65	BOITO	228	224	226	-2	LITEIN	265	262	264	-1	TIRGAGA	264	257	260	-4	KAPTUMO	258	251	255	-3
66	KAPKATET	240	222	226	-14	MABAYI	268	262	264	-4	KEBIRIGO	264	255	260	-4	MUDETE	260	255	255	-5
67	OGEMBO	234	226	226	-8	MOKAMA	269	264	264	-5	KIBWARI	258	256	260	2	MARAMBA	256	252	254	-2
68	TEGAT	224	220	226	2	RWEGURA	270	260	264	-6	RWEGURA	260	252	260	0	REYNA	260	254	254	-6
69	MOKAMA	234	225	225	-9	TOROR	264	258	264	0	CHEBUT	262	256	259	-3	DL TEAS	252	242	254	2
70	CHEBUT	222	224	224	2	CHEMOMI	260	254	263	3	KAPKATET	264	255	259	-5	SIRET	258	252	252	-6
71	KIPSINENDE	178	170	224	46	CHELAL	265	258	262	-3	KAPTUMO	264	257	259	-5	TEGAT	262	252	252	-10
72	TOMBE	231	224	224	-7	KAMARYA	260	258	262	2	LITEIN	262	256	259	-3	MBOGO TEA	246	250	250	4
73	KEPCHOMO	236	223	223	-13	KAPKO	260	258	260	0	MOKAMA	266	258	259	-7	CHANGOI	248	250	250	2
74	MULINDI	237	222	222	-15	CHEBUT	260	258	260	0	TEGAT	262	255	259	-3	KAPCHORUA	258	250	250	-8
75	TINET	220	222	222	2	ITUMBE	268	258	260	-8	SIRET	262	258	258	-4	ARROKET		240	246	
76	DL TEAS	212	222	222	10	KAPTUMO	262	258	260	-2	KAPSET	262	256	258	-4	MANARET	250	242	246	-4
77	KAPSARA	226	222	222	-4	NYAMACHE	269	258	260	-9	MABAYI	264	258	258	-6	SITOI	249	246	246	-3
78	SOKOT	238	221	221	-17	ROROK	260	258	260	0	NYAMACHE	258	257	258	0	CHELAL		246	246	
79	NGORONGO	220	210	220	0	KAPSARA	262	258	259	-3	TAITO	257	254	258	1	TINDERET	250	246	246	-4
80	REYNA	222	220	220	-2	TEGAT	260	259	259	-1	TOROR	262	255	258	-4	KIPCHABO		245	245	
81	KIBWARI	230	220	220	-10	CYOHOHA	258	258	258	0	OGEMBO	262	255	257	-5	METTARORA	236	228	242	6
82	RWEGURA	235	215	220	-15	EBEREGE	264	258	258	-6	ROROK	270	256	257	-13	SETYON	247	240	242	-5
83	TAITO	224	214	220	-4	IJENDA	266	256	258	-8	CHEBANGO	254	250	256	2	TOIYOI	242	240	240	-2
84	MASINGI	211	219	219	8	RUKERI	256	258	258	2	EBEREGE	263	255	256	-7	KIPKEBE	238	238	238	0
85	KOBEL	225	215	215	-10	SIOMO	238	240	257	19	KAIMOSI	256	256	256	0	KIPTENDEN	230	238	238	8
86	NJERU	216	215	215	-1	KAPSET	262	256	256	-6	TORA		248	256		KERITOR	238	236	236	-2
87	CHEBANGO		214	214		KIBWARI	258	256	256	-2	KOBEL		255	255		TINET	234	234	234	0
88	MBOGO TEA	200	212	213	13	KARIRANA	259	250	255	-4	CHELAL	260	255	255	-5	KAYONZA	232	230	230	-2
89	SITOI		208	208		SIRET	252	251	255	3	ITUMBE	262	255	255	-7	KIPSINENDE	230	228	228	-2
90	KIPCHABO	214	205	205	-9	BONDET	251	253	253	2	TEZA	262	255	255	-7	ELGON TEA	226	225	225	-1
91	EMROK	200	195	195	-5	MANARET	254	248	252	-2	MARAMBA	256	250	254	-2	LELAGOIN	225	224	224	-1
92	KARIRANA		192	192		TORA	258	250	252	-6	REYNA	256	250	254	-2	ITONA	230	224	224	-6
93	TORA	200	182	190	-10	KOBEL	258	250	250	-8	NDARAWETTA	256	250	254	-2	CHEBOSWA	224	220	220	-4
94	MABROUKIE		165	180		MARAMBA	250	239	250	0	SOKOT	262	250	254	-8	CUPATEA	232	220	220	-12
95	KAYONZA	177	175	175	-2	CHEBANGO	258	247	250	-8	KEPCHOMO	256	250	252	-4	NJERU	220	220	220	0
96	KORUMA		155	172		KEPCHOMO	254	250	250	-4	MANARET	252	244	250	-2	MUZIZI	218	209	219	1
97	TAGABI		155	166		NDARAWETTA	260	248	250	-10	MBOGO TEA	248	246	250	2	CHIMCHIM	226	217	217	-9
98	CHEBOSWA		155	165		SOKOT	254	248	250	-4	NGORONGO	250	248	250	0	KAISUGU		215	217	
99	KABIANGA	175	165	165	-10	TAITO	255	244	250	-5	CHANGOI	252	248	250	-2	KYAMUHUNGA		216	216	
100	TILYA	170	165	165	-5	MASINGI	247	240	248	1	KAPCHORUA	252	250	250	-2	SWAZI	222	210	216	-6
101	KIPKEBE		160	160		NGORONGO	254	238	246	-8	EMROK	244	240	248	4	BUHWEJU		214	214	
102	JAMJI		155	155		DL TEAS	249	240	246	-3	DL TEAS	256	242	248	-8	KELUNET	228	213	213	-15
103	CHIMCHIM	150	140	145	-5	KIPCHABO	250	246	246	-4	SETYON	248	242	246	-2	LIVINGSTONIA		212	212	
104	BUHWEJU		134	134		NJERU	250	245	245	-5	SITOI	251	246	246	-5	GLOBAL VILLAGE TEA		211	211	
105	BWINDI		130	130		MBOGO TEA	244	236	244	0	MASINGI	244	246	246	2	MOGENI		207	207	
106	KYAMUHUNGA	132	130	130	-2	REYNA	252	242	242	-10	SIOMO	238	242	246	8	BUGAMBE	212	198	204	-8
107	LUWALA		130	130		KAIMOSI	240	238	242	2	TOIYOI	244	244	246	2	ANKOLE	206	196	200	-6
108	MWENGE	136	125	130	-6	CHANGOI	236	240	240	4	KIPCHABO	254	245	245	-9	KAKONDE	212	200	200	-12
109	ANKOLE	130	128	128	-2	KERITOR	238	238	240	2	BONDET	250	244	244	-6	KAHUNA	198	190	190	-8
110	KIGEZI HIGHLAN	134	128	128	-6	SITOI	238	234	238	0	ARROKET	244	242	242	-2	MWENGE	198	176	190	-8
111	SWAZI	125	128	128	3	ARROKET	244	225	236	-8	METTARORA	234	230	240	6	RUSEKERE		187	187	
112	MUGOMA	139	126	126	-13	METTARORA	237	225	236	-1	CYOHOHA		240	240		MITYANA	208	180	184	-24
113	MAHENYE		125	125		KAPCHORUA	242	235	235	-7	KERITOR	239	240	240	1	DINDIRA		180	180	
114	BUZIRASAGAMA	126	122	124	-2	TOIYOI	235	232	234	-1	NJERU	257	240	240	-17	BUZIRASAGAMA	206	180	180	-26
115	KIKO		124	124		EMROK	240	225	232	-8	SISIBA	232	237	240	8	KIKO	195	180	180	-15
116	ARC MOUNTAIN	120	123	123	3	SETYON	237	230	232	-5	TINDERET	246	240	240	-6	NAMAYIBA	180	170	170	-10
117	BUGAMBE	127	122	122	-5	CHEMAMUL	236	230	230	-6	KIPKEBE		238	238		KIAMARA	181	160	170	-11
118	NAMAYIBA	120	122	122	2	TILUET	234	229	229	-5	KIPTENDEN	238	238	238	0	SALAMA	168	170	170	2
119	RUSEKERE	126	120	122	-4	KIPTENDEN	230	220	228	-2	CHEMAMUL	242	236	236	-6	TORO		168	168	
120	IKANGA	124	122	122	-2	KIPTAGICH	233	227	227	-6	GISOZI		236	236		KIJURA	182	164	164	-18

121 KIGUMBA	121	122	122	1	KELUNET	235	200	225	-10	KAPSONGOI	246	236	236	-10	IKANGA	160	150	152	-8
122 MITYANA	120	120	122	2	KIPSINENDE	234	224	224	-10	TILUET	236	236	236	0	MUNOBWA		152	152	
123 KIAMARA	122	120	120	-2	CHIMCHIM	234	216	220	-14	MUGOMA	230	230	232	2	CHIVANJEE	154	150	150	-4
124 KIJURA	120	120	120	0	MATUTA	235	220	220	-15	LELAGOIN	234	226	230	-4	NGOINA		140	140	
125 MUNOBWA	122	120	120	-2	TILYA	233	220	220	-13	KAYONZA	232	228	230	-2	KIMUGU		136	136	
126 MWERA	128	118	120	-8	KIBENA	233	210	218	-15	MATUTA	234	222	230	-4	MWERA	138	130	130	-8
127 SALAMA	120	120	120	0	ITONA	228	216	218	-10	KERICHO		224	228		ARC MOUNTAIN				
128 HERKULU	118	110	114	-4	MUFINDI	210	215	215	5	IGARA	226	226	228	2	BONDET				
129 MARVERA	118	110	110	-8	LELAGOIN	238	210	214	-24	KIPSINENDE	225	224	228	3	CHA MURRECE				
130 ARROKET					CUPATEA	232	212	212	-20	CHEBOSWA		206	226		CHA ST.ANTONIO				
131 BONDET					KABIANGA	235	212	212	-23	ELGON TEA	226	226	226	0	EMROK				
132 CHA MURRECE					MAGURA	220	204	210	-10	KIBENA	231	220	226	-5	GATARE				
133 CHA ST.ANTONIO					CHEBOSWA		190	208		KOIWA		226	226		GISOVU				
134 CHINGA					IGARA	210	205	205	-5	ITONA	232	220	224	-8	HERKULU				
135 CUPATEA					KOIWA		200	200		KABIANGA	235	224	224	-11	JAMJI				
136 DINDIRA					KIGEZI HIGHLAN	204	191	198	-6	KIGEZI HIGHLAN	226	220	224	-2	KARAMBI				
137 ELGON TEA					MUZIZI	192	198	198	6	TILYA	236	224	224	-12	KERICHO				
138 GATARE					LIVINGSTONIA		195	195		SAKAWA	231	218	222	-9	KIBENA				
139 GISOVU					BUHWEJU	200	190	192	-8	MUFINDI	224	222	222	-2	KIPTAGICH				
140 KAISUGU					MUGOMA		190	190		CUPATEA	236	220	220	-16	KOIWA				
141 KAPKO					NGOINA		188	190		KIPTAGICH	234	220	220	-14	KORUMA				
142 KARAMBI					GLOBAL VILLAGE TEA	190	190			TINET	230	220	220	-10	MABROUKIE				
143 KELUNET					KYAMUHUNGA	192	180	186	-6	CHIMCHIM	232	213	219	-13	MARVERA				
144 KERICHO					BUGAMBE	198	185	185	-13	KAISUGU	230	218	218	-12	MICHI				
145 KIBENA					BWIINDI	200	175	185	-15	SWAZI	220	218	218	-2	MOGOGO				
146 KIMUGU					BUZIRASAGAMA		180	180		KYAMUHUNGA	222	216	216	-6	MUGOMA				
147 KIPTAGICH					SWAZI		180	180		BUHWEJU	216	214	214	-2	NGORONGO				
148 KIPTENDEN					KAKONDE	178	174	174	-4	BWIINDI	220	210	214	-6	NSHILI KIVU				
149 KOIWA					IKANGA	170	154	166	-4	LIVINGSTONIA		212	212		RUBAYA				
150 LELAGOIN					MUNOBWA	181	164	164	-17	MOGENI	227	205	210	-17	RUTSIRO				
151 MANARET					ANKOLE	170	160	160	-10	NYAMBYA	220	210	210	-10	RWAKA				
152 METTARORA					CHIVANJEE	159	150	150	-9	NYARINDA	219	205	210	-9	SAKAWA				
153 NGOINA					SALAMA	130	148	148	18	GLOBAL VILLAGE TEA	205	207			TAGABI				
154 RAGATI					KARAMBI	150	140	140	-10	MAGURA	212	204	206	-6	BOITO				
155 RWAKA					KIAMARA	152	140	140	-12	KELUNET	228	205	205	-23	BULWA				
156 SAKAWA					MAHENYE		140	140		BUGAMBE	214	194	198	-16	BWIINDI				
157 SETYON					KASAKU	132	130	130	-2	RWAKA		198	198		CHEBANGO				
158 BULWA					HERKULU	140	126	126	-14	KAKONDE	212	190	196	-16	CHEBUT				
159 CHANGOI					MWERA	122	120	120	-2	ANKOLE	190	164	192	2	CHEMAMUL				
160 CHEMAMUL					MARVERA	126	114	114	-12	ARC MOUNTAIN	202	190	190	-12	CYOHOKA				
161 CHIVANJEE					ARC MOUNTAIN					NGOINA		175	188		EBEREKE				
162 CYOHOKA					CHA MURRECE					BUZIRASAGAMA	188	180	182	-6	GATUNGURU				
163 GISOZI					CHA ST.ANTONIO					RUSEKERE	195	180	180	-15	GISOZI				
164 GLOBAL VILLAGE TEA					DINDIRA					MITYANA	208	180	180	-28	HIMA				
165 HIMA					ELGON TEA					MWENGE	182	162	180	-2	IGARA				
166 IGARA					GATARE					SALAMA	160	154	180	20	IJENDA				
167 IJENDA					JAMJI					NAMAYIBA	180	170	178	-2	IKUMBI				
168 ITONA					KAISUGU					IKANGA	170	162	170	0	IRIAINI				
169 KAHUNA					KERICHO					KIAMARA	170	160	160	-10	ITUMBE				
170 KAIMOSI					KIMUGU					MPANGA		160	160		KABIANGA				
171 KAKONDE					KIPKEBE					KIJURA	155	142	154	-1	KAPSONGOI				
172 KAPCHORUA					KORUMA					MUNOBWA	174	152	152	-22	KASAKU				
173 KAPSONGOI					MABROUKIE					CHIVANJEE	154	150	150	-4	KEBIRIGO				
174 KASAKU					NAMAYIBA					KASAKU	135	148	148	13	KIGEZI HIGHLAND				
175 KERITOR					PFUNDA					MAHENYE		148	148		KIGUMBA				
176 KWAMKORO					RUSEKERE					KIGUMBA	142	145	145	3	KWAMKORO				
177 LIVINGSTONIA					RUTSIRO					MABALE	128	124	124	-4	LUWALA				
178 MABALE					RWAKA					MARVERA	122	113	113	-9	MABALE				
179 MAGURA					SAKAWA					HERKULU	134	112	112	-22	MAGURA				

CATALOGUE CLOSING FIGURES – 2017 Vs 2018

Sale No.	2015		2016		2017		2018		Diferencial 2018 Vs. 2017	
	Pkgs	Kilos	Pkgs	Kilos	Pkgs	Kilos	Pkgs	Kilos	Pkgs	Kilos
1	147,165	9,493,191.5	148,451	9,735,654.5	145,178	9,437,045.5	170,026	10,902,243.0	24,848	1,465,197.5
2	143,751	9,289,282.5	139,820	9,199,450.0	140,125	8,593,123.5	165,456	10,623,001.0	25,331	2,029,877.5
3	154,710	9,906,594.5	159,276	10,449,664.5	144,994	9,386,541.5	179,439	11,385,435.0	34,445	1,998,893.5
4	139,364	8,971,223.5	188,659	12,275,549.0	138,097	8,890,671.5	168,997	10,873,246.0	30,900	1,982,574.5
5	138,215	8,882,666.0	159,398	10,393,542.0	124,938	8,054,484.0	162,594	10,480,140.0	37,656	2,425,656.0
6	139,078	8,676,309.0	150,152	9,801,201.0	117,320	7,562,742.7	153,970	9,941,178.0	36,650	2,378,435.3
7	141,725	9,054,005.0	153,397	9,915,132.0	116,361	7,518,587.5	148,003	9,566,966.0	31,642	2,048,378.5
8	140,360	8,991,608.0	154,458	10,019,049.5	115,356	7,439,711.0	144,742	9,391,252.0	29,386	1,951,541.0
9	126,137	8,162,828.5	143,119	9,357,930.0	117,140	7,597,207.0	139,959	9,020,760.0	22,819	1,423,553.0
10	118,447	7,624,848.5	139,747	9,097,239.0	105,840	6,845,830.5	137,540	8,841,378.0	31,700	1,995,547.5
11	116,156	7,582,902.0	144,515	9,424,673.5	103,585	6,720,482.5	126,153	8,199,578.0	22,568	1,479,095.5
12	111,457	7,253,148.5	145,973	9,530,611.0	108,818	7,078,896.5	122,280	7,950,062.0	13,462	871,165.5
13	111,260	7,213,322.0	142,210	9,321,487.0	106,738	6,966,532.5	133,419	8,686,279.0	26,681	1,719,746.5
14	108,238	7,068,589.0	150,415	9,774,359.5	111,839	7,331,690.5	126,598	8,187,381.0	14,759	855,690.5
15	103,540	6,756,161.5	151,648	9,914,957.5	117,718	7,672,851.0	129,007	8,426,139.0	11,289	753,288.0
16	103,558	6,793,729.5	147,839	9,679,159.0	130,737	8,495,693.0	130,302	8,519,375.0	- 435	23,682.0
17	91,359	5,913,640.0	153,600	10,060,731.0	133,590	8,719,546.0	144,877	9,463,195.0	11,287	743,649.0
18	88,870	5,793,234.0	151,268	10,502,473.0	132,188	8,612,581.5	161,933	10,628,353.0	29,745	2,015,771.5
19	97,877	6,325,414.5	152,683	9,983,086.0	131,831	8,558,320.5	163,252	10,697,993.0	31,421	2,139,672.5
20	95,917	6,255,617.5	142,133	9,369,893.0	134,729	8,763,410.0	167,272	10,932,188.0	32,543	2,168,778.0
21	105,301	6,860,389.0	144,104	9,509,564.0	131,634	8,550,796.0	163,267	10,680,522.0	31,633	2,129,726.0
22	126,760	8,271,169.5	146,216	9,600,156.0	131,700	8,572,204.0	158,259	10,326,586.0	26,559	1,754,382.0
23	128,075	8,350,540.0	143,286	9,455,061.0	137,700	8,897,500.0	158,710	10,310,596.0	21,010	1,413,096.0
24	132,269	8,542,152.5	148,330	9,714,505.0	132,606	8,644,644.0	156,160	10,069,790.0	23,554	1,425,146.0
25	122,540	7,885,358.5	146,750	9,575,912.5	130,856	8,539,642.0	158,268	10,130,119.0	27,412	1,590,477.0
26	115,820	7,454,433.5	140,955	9,185,569.0	134,420	8,734,861.0	172,659	10,990,667.0	38,239	2,255,806.0
27	103,079	6,497,391.0	128,199	8,441,443.0	137,592	8,961,409.0	157,618	10,195,939.0	20,026	1,234,530.0
28	104,121	6,623,266.0	129,427	8,405,546.0	139,587	9,082,566.0			- 139,587	- 9,082,566.0
29	108,008	6,955,793.5	124,024	8,100,347.0	136,100	8,885,641.0			- 136,100	- 8,885,641.0
30	108,691	6,959,013.0	116,127	7,517,405.5	127,020	8,224,195.0			- 127,020	- 8,224,195.0
31	105,873	6,799,496.0	118,392	7,648,417.0	116,082	7,525,278.0			- 116,082	- 7,525,278.0
32	108,114	6,969,936.0	121,941	7,968,002.0	109,583	7,112,977.0			- 109,583	- 7,112,977.0
33	112,658	7,309,670.0	114,684	7,411,426.0	117,196	7,560,646.0			- 117,196	- 7,560,646.0
34	127,634	8,264,301.0	115,065	7,401,593.0	124,100	7,974,797.0			- 124,100	- 7,974,797.0
35	117,496	7,627,780.0	111,398	7,162,051.0	134,339	8,736,776.0			- 134,339	- 8,736,776.0
36	122,536	7,966,281.0	103,211	6,620,776.0	133,343	8,692,718.0			- 133,343	- 8,692,718.0
37	126,530	8,203,020.0	105,363	6,801,861.0	131,860	8,589,806.0			- 131,860	- 8,589,806.0
38	119,001	7,777,556.0	105,991	6,874,694.0	136,152	8,913,732.0			- 136,152	- 8,913,732.0
39	111,481	7,239,521.5	102,399	6,593,834.0	132,480	8,632,611.0			- 132,480	- 8,632,611.0
40	101,483	6,622,758.0	93,697	6,101,035.0	129,850	8,468,285.0			- 129,850	- 8,468,285.0
41	107,818	7,049,132.0	100,438	6,506,134.0	137,560	8,931,039.0			- 137,560	- 8,931,039.0
42	118,170	7,748,847.5	113,860	7,296,708.0	147,380	9,566,121.5			- 147,380	- 9,566,121.5
43	120,677	7,928,530.5	113,933	7,409,459.5	143,755	9,362,940.0			- 143,755	- 9,362,940.0
44	125,671	8,229,490.0	113,258	7,400,472.0	150,080	9,803,157.5			- 150,080	- 9,803,157.5
45	135,680	8,917,671.0	115,579	7,575,449.0	138,321	9,075,225.0			- 138,321	- 9,075,225.0
46	147,214	9,690,340.5	118,525	7,716,618.5	151,239	9,885,740.0			- 151,239	- 9,885,740.0
47	154,592	10,029,678.0	126,695	8,229,984.0	162,135	10,607,228.0			- 162,135	- 10,607,228.0
48	148,029	9,688,808.0	133,650	8,694,053.5	167,935	10,903,011.0			- 167,935	- 10,903,011.0
49	150,710	9,887,393.0	132,838	8,544,808.0	172,760	11,213,580.0			- 172,760	- 11,213,580.0
50	146,819	9,649,589.0	136,984	8,747,685.0	178,260	11,522,884.0			- 178,260	- 11,522,884.0
51	151,404	9,922,846.0	141,000	9,192,163.0						
Total	6,231,438	403,930,467.0	6,825,080	445,208,574.5	6,630,747	430,417,958.7	4,100,760	265,420,361.0	-2,529,987	-164,997,597.7



(Please note figures inclusive of reprints)

WEATHER REPORT

KENYA

For the week ending 17th June, 2018, East of Rift tea growing region experienced cloudy and chilly weather throughout the week under review while tea growing areas in West of Rift experienced sunny intervals accompanied by scattered showers and low temperatures in the morning and night hours. Crop levels were at 50 to 80 tons with few selected factories hitting 100 tons and above on average. Going forward, we expect significant decline in green leaf quantities as the cold season continues to bite.

UGANDA

Western Uganda received only 5mm of rainfall during last week. Fort Portal area received 0mm of rainfall and experienced 31⁰C maximum and 22⁰C minimum temperatures. Hoima received 5mm of rainfall. Kibale received 0mm of rainfall and experienced 26⁰C maximum and 19⁰C minimum temperatures while Bushenyi received 0mm of rainfall and experienced 13⁰C minimum and 27⁰C maximum temperatures.

Crop level slightly dropped compared to previous week's levels.

COMBROK LIMITED