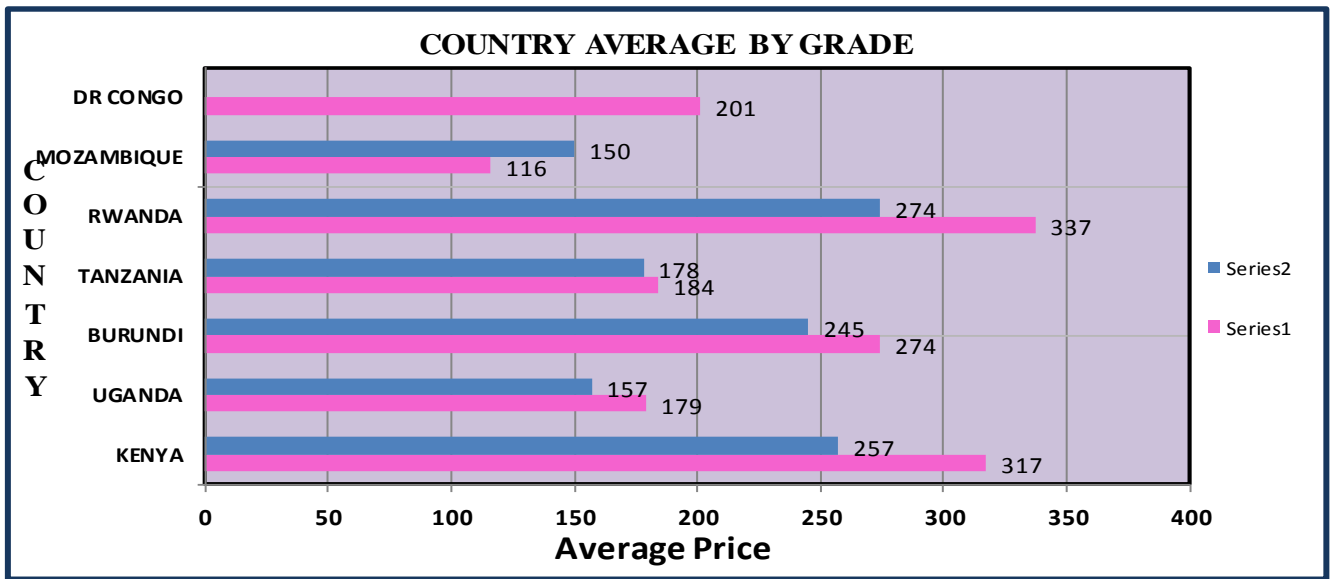


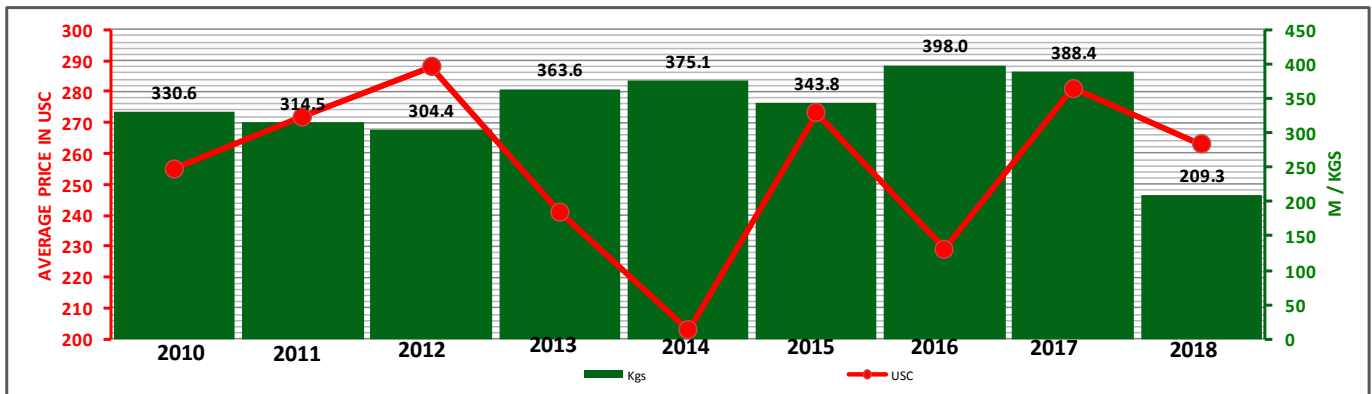
Mombasa Auction: Country Average Prices in US Cents Sale 24 (2017 vs. 2018)

COUNTRY	AV 2017	AV 2018	BP1	PF1	PD	D1	BP	PF	D	FNGS	BMF
KENYA	317	257	241	274	260	260	136	187	161	163	110
UGANDA	179	157	131	167	188	195	124	145	150	125	101
BURUNDI	274	245	221	264	263	276			200	193	
TANZANIA	184	178	130	210	213	201	127	139	124	135	101
RWANDA	337	274	302	287	283	266	226	260	210	217	144
MOZAMBIQUE	116	150				150					
DR CONGO	201										
ALL AUCTION AVERAGE	295	241	229	267	250	248	164	162	163	150	104

















































Mombasa Auction - Auction Quantities & Average Prices 2010 - 2018

	Jan		Feb		Mar		Apr		May		Jun		Jul		Aug		Sep		Oct		Nov		Dec		Total			
	Kgs	USC	Kgs	USC	Kgs	USC	Kgs	USC	Kgs	USC	Kgs	USC	Kgs	USC	Kgs	USC	Kgs	USC	Kgs	USC	Kgs	USC	Kgs	USC	Kgs	USC		
2018	49.3	279	34.3	281	29.6	265	39.9	252	38.7	247	18.5	244															209.3	263
2017	40.9	284	25.4	285	25.2	274	28.7	272	38.7	275	31.0	289	31.2	283	27.1	275	32.3	286	40.9	291	35.5	283	31.3	266			388.4	281
2016	37.0	256	36.6	237	40.7	223	35.3	204	44.4	212	34.2	227	29.2	231	21.7	218	23.8	222	24.6	223	36.3	250	23.6	252			398.0	229
2015	33.5	214	31.0	227	30.2	254	22.4	257	21.2	285	35.4	300	21.9	310	22.4	294	32.1	284	25.3	302	32.4	289	35.4	285			343.8	273
2014	25.1	256	30.6	224	36.6	208	21.8	207	35.7	196	44.9	191	28.1	205	24.6	203	33.2	190	28.1	192	33.6	191	32.8	189			375.1	203
2013	35.7	305	29.9	292	28.5	264	32.0	237	31.5	239	34.7	231	34.6	229	25.5	228	24.0	213	28.4	202	32.5	210	26.5	234			363.6	241
2012	36.1	264	27.2	265	23.9	274	22.8	279	17.8	281	24.1	289	26.8	299	22.6	309	21.9	304	31.8	297	27.9	304	21.4	307			304.4	288
2011	24.8	294	24.6	277	31.4	274	17.1	266	32.9	262	30.4	271	25.4	282	26.2	282	20.8	267	23.4	265	33.8	266	23.8	261			314.5	272
2010	27.9	284	29.1	295	33.5	280	24.6	261	41.6	235	33.7	222	27.2	216	25.1	250	17.9	249	18.3	250	30.5	254	21.0	270			330.6	255



June includes sold kilos and average price for sale 23 and 24 only.

BUYERS' PURCHASES SALE 24 2018

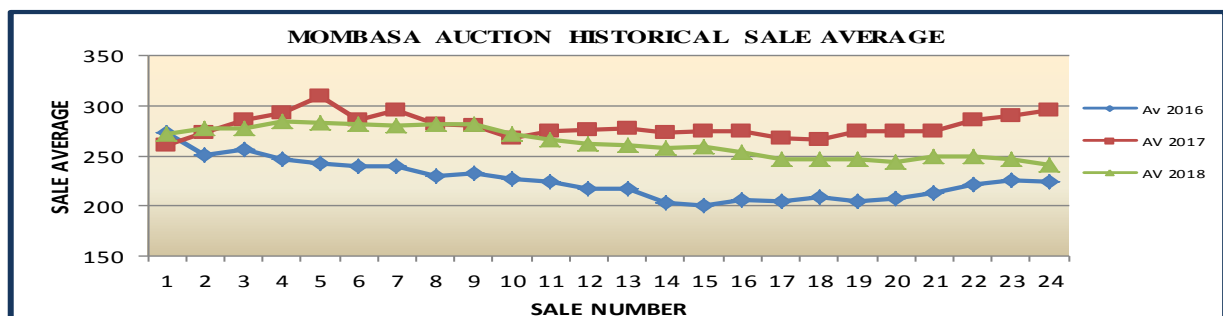
Buyer	% Sold	Totals	BP1	PF1	PD	DUST1	BP2	PF2	DUST2	FNGS	BMF
GLOBAL TEA & 	15.01	20,880	2,240	9,240	4,160	1,220	20	460	1,180	1,160	1,200
CARGILL KENYA 	14.68	20,420	1,560	12,500	5,220	1,060	0	80	0	0	0
L.A.B. 	13.22	18,400	720	5,080	8,220	3,780	80	280	220	20	0
VAN REES KENYA 	8.18	11,380	440	5,180	4,220	520	260	220	160	380	0
SSOE (KENYA) 	6.68	9,300	2,800	2,100	1,020	560	280	440	160	1,520	420
CHAI TRADING 	6.58	9,160	1,080	6,380	720	440	0	160	360	0	20
DEVCHAND 	4.13	5,740	400	5,340	0	0	0	0	0	0	0
COFFTEA AGENCIES 	3.98	5,540	2,520	440	200	0	0	140	0	1,860	380
M.J. CLARKE LTD 	3.79	5,280	200	640	3,080	720	0	100	180	360	0
JAMES FINLAY 	3.44	4,780	800	300	2,160	1,360	160	0	0	0	0
MOMBASA COFFEE 	2.82	3,920	0	240	2,360	1,320	0	0	0	0	0
ABBAS TRADERS 	1.57	2,180	0	1,160	440	0	0	140	0	0	440
IMPERIAL TEAS 	1.22	1,700	920	300	80	60	40	0	280	20	0
INDO-AFRICAN TEA 	1.06	1,480	240	720	280	240	0	0	0	0	0
MARA CHAI LIMITED 	1.02	1,420	780	400	80	0	0	120	0	40	0
SHAKAB 	0.96	1,340	80	820	320	0	60	40	20	0	0
SARDIA 	0.92	1,280	0	0	20	0	0	60	60	740	400
RANFER TEAS K 	0.86	1,200	360	680	0	40	20	60	40	0	0
MAYMUN 	0.80	1,120	0	0	0	0	140	440	0	420	120
ALIBHAI RAMJI 	0.78	1,080	0	700	0	0	0	40	0	340	0
McLEOD RUSSEL 	0.72	1,000	120	280	0	120	0	100	180	160	40
AIMCO 	0.68	940	0	80	0	0	40	40	0	40	740
LINDOP & COMPANY 	0.66	920	400	480	40	0	0	0	0	0	0
PWANI HAULIERS 	0.66	920	60	120	0	0	120	0	20	200	400
TROPICAL CROPS & 	0.66	920	40	0	0	0	120	0	0	20	740
EMPIRE KENYA 	0.63	880	0	680	120	40	0	0	40	0	0
AL-EMIR LTD 	0.55	760	40	720	0	0	0	0	0	0	0
LULA TRADING 	0.45	620	0	0	0	0	60	0	0	60	500
SUMMER LINER 	0.40	560	40	0	40	40	180	20	20	100	120
APT COMMODITIES 	0.39	540	0	0	0	80	0	0	460	0	0
TANZIL TRADING 	0.34	480	0	0	0	0	0	0	0	80	400
Green Leaf Trading 	0.32	440	0	0	0	0	0	0	0	80	360
GOKALTRADING 	0.29	400	40	240	80	0	0	40	0	0	0
KIRINDO TRADERS 	0.29	400	0	0	0	0	160	0	0	0	240
MOMBASA TEA 	0.29	400	0	0	220	160	20	0	0	0	0
TUSHA TEA LIMITED 	0.29	400	400	0	0	0	0	0	0	0	0
STANSAND (A) LTD 	0.22	300	0	0	0	0	0	160	0	140	0
Waso Tea Enterprise 	0.14	200	0	0	0	0	0	0	0	0	200
RIOTANA TRADING 	0.07	100	0	0	0	0	100	0	0	0	0
Tecof Trading Ltd 	0.06	80	0	0	80	0	0	0	0	0	0
TRUST TEA 	0.06	80	0	0	0	0	60	0	0	0	20
CHAMU SUPPLIES 	0.04	60	0	0	0	0	40	0	0	20	0
BLACK DEW LIMITED 	0.03	40	40	0	0	0	0	0	0	0	0
BURALE CLEARING 	0.03	40	0	0	0	0	0	0	0	0	40
SUWAD ENTERPRISE 	0.03	40	0	0	0	0	40	0	0	0	0
LUTEX LIMITED 	0.01	20	0	0	0	0	20	0	0	0	0

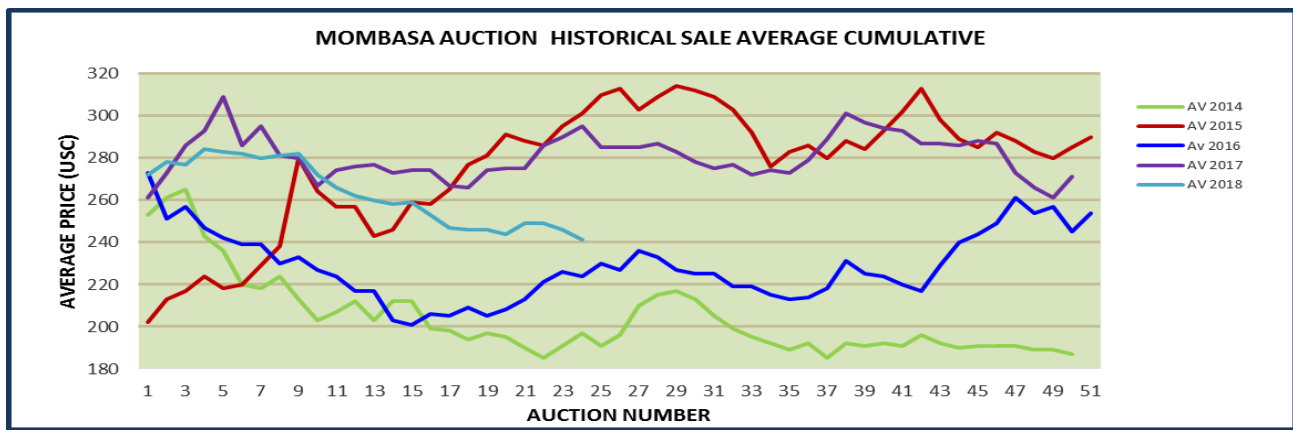
Kilos Sold By Country - Sale no. 24 & Cumulative to date (2017 vs 2018)

	Current Sale 24/2018		Same Sale Last Year 24/2017		Year To Date Sale 01-24/2018		Last Year To Date Sale 01-24/2017	Variance 2018 vs 2017
	Pkgs	Kilos	Pkgs	Kilos	Pkgs	Kilos	Kilos	Kilos
KENYA	101,960	6,871,595.00	83,364	5,574,286.00	2,411,142	161,808,026.30	136,580,348.50	25,227,678
UGANDA	21,560	1,174,228.00	18,065	1,030,401.00	449,673	25,173,703.00	20,876,627.00	4,297,076
BURUNDI	3,040	190,802.00	3,440	223,421.00	65,778	4,182,120.00	4,005,791.00	176,329
TANZANIA	6,160	333,610.00	2,300	130,133.00	126,193	6,895,576.00	2,799,312.50	4,096,264
RWANDA	6,380	433,012.00	6,540	443,400.00	154,165	10,476,512.00	9,391,343.00	1,085,169
MALAWI							24,120.00	(24,120)
MADAGASCAR							39,900.00	(39,900)
MOZAMBIQUE	40	2,784.00	500	22,764.00	7,251	341,619.00	318,030.00	23,589
DR CONGO			140	8,728.00	2,280	144,248.00	304,572.00	(160,324)
ETHIOPIA					5,400	246,626.00	237,967.00	8,659
TOTALS:	139,140	9,006,031.00	114,349.0	7,433,133.00	3,221,882	209,268,430.30	174,578,011.00	34,681,760

Mombasa Auction - Historical Averages Comparative 2016 - 2018

SALE NO.	Av 2016	AV 2017	AV 2018	2018											
				BP1	PF1	PD	D1	BP2	PF2	D2	FNGS	BMF			
1	273	261	272	262	287	293	290	195	185	185	171	142			
2	251	273	278	277	294	298	299	201	180	184	174	138			
3	257	286	277	276	301	298	302	196	175	188	166	131			
4	247	293	284	278	310	298	303	204	184	191	169	130			
5	242	309	283	269	306	301	310	204	179	201	169	126			
6	239	286	282	277	303	300	317	190	175	197	164	125			
7	239	295	280	274	300	302	309	202	186	204	166	131			
8	230	281	281	278	298	301	307	203	180	199	169	129			
9	233	280	282	284	300	300	304	197	182	195	172	130			
10	227	267	272	263	289	296	301	199	187	204	171	131			
11	224	274	266	262	284	279	278	210	178	194	169	128			
12	217	276	262	256	279	282	282	185	181	186	167	127			
13	217	277	260	253	288	261	268	187	181	179	172	130			
14	203	273	258	253	281	264	270	189	185	180	171	137			
15	201	274	259	256	281	262	269	179	183	172	168	136			
16	206	274	253	251	276	261	267	196	181	172	167	131			
17	205	267	247	241	274	244	254	192	186	179	170	127			
18	209	266	246	227	271	249	253	176	176	171	164	128			
19	205	274	246	227	273	248	254	171	172	168	164	129			
20	208	275	244	222	274	245	251	177	168	159	164	127			
21	213	275	249	222	278	252	258	162	170	165	158	121			
22	221	286	249	221	276	253	256	176	175	165	158	114			
23	226	290	246	229	273	253	254	168	168	166	154	108			
24	224	295	241	229	267	250	248	164	162	163	150	104			
Average	226	279	263	252	286	275	278	189	178	182	166	128			





**Actual Packages on offer for coming sale 25 of 18th & 19th June, 2018
(By Grade / by Country)**

	BP1	PF1	PD	DUST1	BP2	PF2	DUST2	FNGS	BMF	Total
KENYA	14,080	51,960	28,040	9,480	700	900	2,040	4,440	2,620	114,260
UGANDA	2,040	4,140	5,320	2,820	1,059	1,940	820	3,260	4,240	25,639
RWANDA	1,800	2,380	1,280	500	520	180	400	340	60	7,460
TANZANIA	560	2,480	980	280	160	20	140	780	560	5,960
BURUNDI	1,000	1,400	520	200	0	0	100	260	50	3,530
MOZAMBIQUE	0	0	0	0	0	0	0	320	1,119	1,439
Total	19,480	62,360	36,140	13,280	2,439	3,040	3,500	9,400	8,649	158,288

**Upcoming Auction Offerings by Country
Sale no. 25 and 26/ 2018**

COUNTRY	Sale 25/ 2018 (Actual packages)		Sale 26/ 2018		VARIANCE Kgs
	Pkgs	Kgs	Pkgs	Kgs	
KENYA	114,260.00	7,567,355.00	125,239.00	8,267,935.00	(700,580.00)
UGANDA	25,639.00	1,449,967.00	27,400.00	1,502,320.00	(52,353.00)
RWANDA	7,460.00	506,788.00	8,420.00	576,244.00	(69,456.00)
BURUNDI	3,530.00	220,572.00	3,800.00	241,325.00	(20,753.00)
TANZANIA	5,960.00	331,692.00	5,840.00	321,721.00	9,971.00
ETHIOPIA			440.00	19,712.00	(19,712.00)
MOZAMBIQUE	1,439.00	53,745.00	1,160.00	41,454.00	12,291.00
MADAGASCAR			360.00	19,956.00	(19,956.00)
TOTALS:	158,288.00	10,130,119.00	172,659.00	10,990,667.00	(860,548.00)

MAIN GRADE COMPARATIVE RANKINGS – SALE 24 2018

Mark	BP1				Mark	PF1				Mark	PD				Mark	DUST1			
	Pre	Lo	High	De		Prev	Low	Hig	Dev		Pre	Low	Hig	De		Prev	Lo	Hig	Dev
1 NYABIHU	378	376	387	9	NYABIHU	336	332	344	8	KITABI	324	320	333	9	GATHUTHI	318	308	310	-8
2 KITABI	376	340	355	-21	KITABI	332	234	337	5	NYABIHU	326	317	320	-6	KIMUNYE	320	308	310	-10
3 NSHILI KIVU	322	328	333	11	MUNUNGA	345	334	336	-9	IMENTI	306	308	308	2	KATHANGARIRI	310	294	298	-12
4 RUBAYA	350	300	332	-18	GATHUTHI	332	316	323	-9	GATHUTHI	302	306	306	4	GACHARAGE	296	290	294	-2
5 MUNGANIA	330	308	328	-2	RUBAYA	322	304	320	-2	KANGAITA	295	288	300	5	NDIMA	294	285	291	-3
6 KATHANGARIRI	316	309	325	9	KATHANGARIRI	332	318	320	-12	GACHARAGE	292	292	296	4	MUNUNGA	300	287	290	-10
7 IMENTI	313	290	320	7	GATUNGURU	306	296	318	12	KATHANGARIRI	300	296	296	-4	KIRU	280	274	288	8
8 GATARE	318	314	314	-4	IMENTI	319	306	318	-1	KIMUNYE	298	294	296	-2	NGERE	286	282	288	2
9 GITHONGO	292	285	310	18	RUKURIRI	328	310	314	-14	MUNUNGA	296	290	296	0	THUMAITA	282	280	288	6
10 GITUGI	313	304	304	-9	KANGAITA	318	306	310	-8	RUKURIRI	298	294	296	-2	IKUMBI	284	282	286	2
11 GACHARAGE	296	291	300	4	KIMUNYE	320	306	308	-12	NJUNU	292	286	292	0	MUNGANIA	294	283	285	-9
12 NJUNU	304	290	298	-6	NJUNU	310	304	307	-3	GISOVU	304	290	290	-14	TEZA	277	270	285	8
13 GISOVU	289	294	294	5	MUNGANIA	309	300	306	-3	MATA	284	275	287	3	IRIAINI	277	284	284	7
14 RUKURIRI	274	282	294	20	GITUGI	331	302	304	-27	GATARE	287	284	286	-1	KAGWE	282	276	284	2
15 GATHUTHI	272	282	292	20	IKUMBI	306	298	302	-4	IKUMBI	284	280	286	2	KIONYO	280	284	284	4
16 MUNUNGA	282	288	288	6	GACHARAGE	309	297	300	-9	KIONYO	282	282	286	4	GITUGI	284	282	282	-2
17 KANGAITA	285	280	284	-1	GITHONGO	310	296	300	-10	GITUGI	294	285	285	-9	KANYENYA	289	280	282	-7
18 KAMBAA	254	244	278	24	KIEGOI	306	294	299	-7	KAMBAA	282	278	284	2	NDARUGU	280	280	282	2
19 KIMUNYE	282	270	275	-7	NDIMA	308	297	299	-9	KIEGOI	280	276	284	4	NJUNU	286	280	282	-4
20 MATA	284	270	272	-12	NGERE	307	297	299	-8	KINORO	280	276	284	4	RAGATI	286	278	280	-6
21 NDIMA	247	250	265	18	KAMBAA	307	296	298	-9	CHINGA	278	278	282	4	KINORO	284	280	280	-4
22 GISAKURA	263	264	264	1	KINORO	302	294	298	-4	GITHONGO	282	280	282	0	MAKOMBOKI	287	280	280	-7
23 THETA	282	255	264	-18	CHINGA	304	294	297	-7	MUNGANIA	287	280	282	-5	THETA	282	280	280	-2
24 THUMAITA	256	256	260	4	RAGATI	302	292	296	-6	NGERE	284	280	282	-2	WERU	270	280	280	10
25 CHINGA	246	250	256	10	GITHAMBO	300	290	296	-4	THUMAITA	278	280	282	4	MWAMU	279	279		
26 KIEGOI	258	254	256	-2	KAGWE	302	294	296	-6	KAGWE	280	278	280	0	GISAKURA	274	278	278	4
27 GATUNGURU	256	254	254	-2	KIONYO	302	254	296	-6	MAKOMBOKI	288	280	280	-8	GITHAMBO	280	276	276	-4
28 KAGWE	268	252	254	-14	MAKOMBOKI	306	293	296	-10	NDIMA	282	280	280	-2	MATAARA	278	275	276	-2
29 KIONYO	250	250	254	4	NDUTI	295	292	296	1	THETA	278	275	279	1	SIONGO	267	276	276	9
30 RAGATI	257	240	253	-4	THUMAITA	300	294	296	-4	MICHI	277	276	278	1	CHINGA	276	275	275	-1
31 GITHAMBO	264	242	252	-12	GATARE	290	294			IGEMBE	274	276	278	4	MOMUL	280	272	275	-5
32 IRIAINI	258	247	252	-6	GISOVU	306	292	294	-12	NDARUGU	276	276	278	2	IJENDA	278	274	274	-4
33 SHAGASHA	262	247	251	-11	THETA	300	292	294	-6	RAGATI	280	270	277	-3	SANGANYI	274	256	274	0
34 OLENG	255	234	250	-5	IRIAINI	299	286	290	-9	IRIAINI	276	270	276	0	GATUNGURU	279	270	272	-7
35 KIRU	258	250	250	-8	KIRU	294	286	290	-4	KANYENYA	274	272	276	2	MULINDI	274	264	271	-3
36 NGERE	254	242	250	-4	NDARUGU	295	282	288	-7	KIRU	278	274	276	-2	NSHILI KIVU	270	270		
37 TEZA	256	250	250	-6	WERU	293	285	288	-5	MATAARA	278	272	276	-2	OLENG	275	270	270	-5
38 KINORO	248	240	248	0	NSHILI KIVU	300	285	287	-13	WERU	274	274	276	2	KAPKO	270	264	268	-2
39 MAKOMBOKI	245	248	248	3	MATAARA	296	285	287	-9	GATUNGURU	278	270	275	-3	MATA	280	268	268	-12
40 NDARUGU	249	244	248	-1	IGEMBE	296	286	286	-10	OLENG	274	270	274	0	MOGOGO	268	268	268	0
41 NDUTI	243	248	248	5	KANYENYA	295	282	285	-10	GITHAMBO	278	272	274	-4	LITEIN	266	260	268	2
42 WERU	244	241	248	4	MOMUL	292	280	284	-8	IJENDA	276	274	274	-2	KIBWARI	264	258	266	2
43 MOMUL	244	240	244	0	OLENG	287	270	284	-3	NDUTI	280	272	274	-6	BOITO	259	265		
44 KANYENYA	250	242	244	-6	NYANKOBA	290	274	284	-6	SHAGASHA	277	270	273	-4	NGORONGO	254	264	264	10
45 GIANCHORE	242	237	242	0	MICHI	290	280	282	-8	MOMUL	276	265	271	-5	KAPSET	260	262	264	4
46 KAMARYA	246	232	242	-4	SHAGASHA	288	278	282	-6	GISAKURA	274	270	270	-4	KARIRANA	268	261	263	-5
47 ROROK	223	242			GACHEGE	290	280	282	-8	MULINDI	274	267	270	-4	TIRGAGA	267	262	263	-4
48 SANGANYI	236	238	242	6	GIANCHORE	288	276	282	-6	GACHEGE	270	270	270	0	PFUNDA	268	260	262	-6
49 MICHI	236	238	240	4	SANGANYI	284	276	282	-2	NYANKOBA	286	270	270	-16	KEPCHOMO	268	260	262	-6
50 KAPKATET	219	220	240	21	GISAKURA	286	276	281	-5	ROROK	266	260	270	4	MOKAMA	264	262	262	-2
51 NYANKOBA	244	240	240	-4	MATA	290	280	280	-10	SANGANYI	276	262	270	-6	NDARAWETTA	262	262		
52 SIRET	229	233	239	10	TIRGAGA	282	270	276	-6	SIONGO	272	265	268	-4	TEGAT	260	255	262	2
53 CHEMOMI	238	239			SIONGO	284	272	276	-8	BOITO	270	264	266	-4	KAPKATET	268	258	261	-7
54 MABAYI	230	220	238	8	KAPKATET	276	270	272	-4	MOKAMA	267	262	266	-1	SOKOT	267	261	261	-6
55 MATAARA	252	230	238	-14	MOTIGO	280	265	272	-8	MUDETE	270	265	266	-4	REYNA	260	260		
56 MWAMU	232	238	238	6	MWAMU	284	272	272	-12	TOMBE	268	264	266	-2	SHAGASHA	271	260	260	-11
57 SIONGO	230	225	238	8	Ogembo	278	270	272	-6	KARIRANA	268	259	265	-3	CHEMOMI	268	260	260	-8
58 SOKOT	227	238	238	11	MOGOGO	276	268	270	-6	MOTIGO	272	262	265	-7	ITUMBE	260	260		
59 MULINDI	228	225	237	9	MULINDI	285	263	270	-15	KAPKO	268	264	264	-4	KAIMOSI	256	260	260	4
60 KAPSET	227	233	236	9	MUDETE	275	265	270	-5	TIRGAGA	267	260	264	-3	MUDETE	267	260	260	-7

61	KEBIRIGO	236	230	236	0	RWEGURA	272	260	270	-2	GIANCHORE	270	260	264	-6	TOROR	266	260	260	-6
62	KEPCHOMO	226	234	236	10	TEZA	274	268	270	-4	KAMARYA		262	264		SIRET	264	258	258	-6
63	RWEGURA	230	215	235	5	MOKAMA	270	267	269	-1	KAPKATET	266	260	264	-2	CHEBUT	260	257	258	-2
64	MOGOGO	224	230	234	10	NYAMACHE	272	262	269	-3	KAPSARA	266	260	264	-2	KAPCHORUA	262	252	258	-4
65	TIRGAGA	233	230	234	1	TOMBE	274	269	269	-5	KAPTUMO	268	260	264	-4	KAPTUMO	260	254	258	-2
66	KAPTUMO		220	234		BOITO	276	260	268	-8	KEBIRIGO	270	262	264	-6	KEBIRIGO	264	255	258	-6
67	LITEIN	228	232	234	6	ITUMBE	271	260	268	-3	MABAYI	265	262	264	-1	ROROK	263	258	258	-5
68	MOKAMA	223	227	234	11	KEBIRIGO	274	266	268	-6	MWAMU	268	263	264	-4	MARAMBA	257	252	256	-1
69	OGEMBO	236	225	234	-2	MABAYI	279	268	268	-11	MOGOGO	268	261	263	-5	DL TEAS	258	250	252	-6
70	GACHEGE	225	222	233	8	IJENDA	270	260	266	-4	EBEREGE	268	259	263	-5	MANARET	262	250	250	-12
71	BONDET		232	232		CHELAL	274	264	265	-9	PFUNDA	266	258	262	-4	KAPSARA		250	250	
72	TOMBE	224	231	231	7	LITEIN	268	264	265	-3	SIRET	264	258	262	-2	TINDERET	260	250	250	-10
73	TOROR	228	225	231	3	EBEREGE	268	260	264	-4	CHEBUT	267	260	262	-5	SITOI	254	249	249	-5
74	IJENDA	220	230	230	10	TOROR	270	260	264	-6	ITUMBE	268	260	262	-6	CHANGOI	246	248	248	2
75	KIBWARI	232	230	230	-2	KAPSARA	265	258	262	-3	KAPSET	270	260	262	-8	SETYON	248	245	247	-1
76	MUDETE	216	230	230	14	KAPSET	268	258	262	-6	LITEIN	268	260	262	-6	MBOGO TEA	249	244	246	-3
77	BOITO		224	228		KAPTUMO	267	258	262	-5	OGEMBO	270	262	262	-8	TOIYOI	242	242	242	0
78	KAPKO	220	227	227	7	KAPKO	269	258	260	-9	SOKOT	267	260	262	-5	KIPKEBE	242	238	238	-4
79	KAPSARA	216	226	226	10	CHEBUT	269	259	260	-9	TEGAT	266	255	262	-4	KERITOR	244	238	238	-6
80	KOBEL		220	225		CHEMOMI	270	258	260	-10	TEZA	280	261	262	-18	METTARORA	240	234	236	-4
81	EBEREGE	228	225	225	-3	KAMARYA	266	256	260	-6	TOROR	270	260	262	-8	TILYA		236	236	
82	ITUMBE	230	225	225	-5	NDARAWETTA	254	250	260	6	CHELAL	269	255	260	-9	TINET	242	230	234	-8
83	MOTIGO	226	220	225	-1	ROROK	270	260	260	-10	CHEMOMI	270	258	260	-10	CUPATEA		232	232	
84	CHELAL	226	222	224	-2	TEGAT	268	258	260	-8	KIP KOIMET	266	260	260	-6	KAYONZA		232	232	
85	TAITO	224	224	224	0	KARIRANA	262	252	259	-3	RWEGURA	267	252	260	-7	KIPTENDEN		230	230	
86	TEGAT		220	224		KOBEL	264	258	258	-6	KIBWARI	266	256	258	-8	ITONA	228	228	230	2
87	MARAMBA	226	210	222	-4	CHEBANGO	263	255	258	-5	NYAMACHE	269	258	258	-11	KIPSINENDE	238	229	230	-8
88	REYNA	215	222	222	7	CYOHOHA	262	258	258	-4	NJERU		257	257		MUGOMA		227	229	
89	CHEBUT		210	222		KIBWARI	262	256	258	-4	TAITO	256	255	257	1	KELUNET	250	218	228	78
90	NGORONGO	216	218	220	4	TORA	266	257	258	-8	MARAMBA	258	252	256	-2	KOIWA		224	228	
91	TINET	220	218	220	0	RUKERI	264	256	256	-8	REYNA	264	256	256	-8	TAGABI		228	228	
92	NJERU		208	216		TAITO	254	252	255	1	DL TEAS	262	250	256	-6	CHIMCHIM	222	226	226	4
93	KIPCHABO	220	205	214	-6	MANARET	266	250	254	-12	KAIMOSI	260	254	256	-4	ELGON TEA	225	226	226	1
94	DL TEAS	220	210	212	-8	NGORONGO	256	250	254	-2	KEPCHOMO	268	254	256	-12	KIBENA		226	226	
95	MASINGI		211	211		KEPCHOMO	260	252	254	-6	NDARAWETTA	258	256	256	-2	KORUMA		224	226	
96	EMROK		200	200		KIP KOIMET	264	254	254	-10	CHEBANGO	257	254	254	-3	IGARA	230	226	226	-4
97	KIPTAGICH	195	200	200	5	SOKOT	265	252	254	-11	KIPCHABO	252	252	254	2	LELAGOIN	238	225	225	-13
98	MBOGO TEA		200	200		REYNA	254	252	252	-2	MANARET	260	244	252	-8	CHEBOSWA	229	224	224	-5
99	TORA	214	187	200	-14	SIRET	264	250	252	-12	CHANGOI	254	252	252	-2	JAMJI		224	224	
100	NDARAWETTA	208	185	198	-10	BONDET		247	251		KAPCHORUA	264	252	252	-12	NYAMBYA	232	224	224	-8
101	KIPSINENDE	166	170	178	12	MARAMBA	256	244	250	-6	SITOI	254	249	251	-3	KIPTAGICH	229	220	222	-7
102	KAYONZA	180	177	177	-3	KIPCHABO	260	245	250	-10	BONDET	256	250	250	-6	SWAZI	232	214	222	-10
103	KABIANGA	168	175	175	7	NJERU	256	240	250	-6	NGORONGO	250	248	250	0	SAPTET	226	220	220	-6
104	TILYA	220	170	170	-50	DL TEAS	250	244	249	-1	MBOGO TEA	250	244	248	-2	NJERU		220	220	
105	CHIMCHIM	160	150	150	-10	MASINGI	245	245	247	2	SETYON	256	240	248	-8	NYARINDA	230	219	219	-11
106	ITONA	152	145	145	-7	ARROKET	244	238	244	0	KAPSONGOI		246	246		MUZIZI	230	218	218	-12
107	MUGOMA	146	139	139	-7	MBOGO TEA	250	238	244	-6	TINDERET	254	244	246	-8	BUGAMBE	220	212	212	-8
108	IGARA	144	138	138	-6	KAPCHORUA	251	242	242	-9	ARROKET	248	240	244	-4	KAKONDE	220	212	212	-8
109	MWENGE	136	130	136	0	EMROK	240	240	240	0	EMROK	252	242	244	-8	MITYANA	214	204	208	-6
110	KIGEZI HIGHLAN	134	130	134	0	KAIMOSI	247	240	240	-7	MASINGI	248	244	244	-4	ANKOLE	220	120	206	-14
111	KYAMUHUNGA		130	132		LELAGOIN	240	230	238	-2	TOIYOI	248	244	244	-4	BUZIRASAGAMA	212	195	206	-6
112	ANKOLE	138	130	130	-8	SITOI	246	238	238	-8	CHEMAMUL	240	236	242	2	ARC MOUNTAIN		202	202	
113	MUZIZI		128	128		TINET	232	230	238	6	KERITOR	246	239	239	-7	KAHUNA	200	198	198	-2
114	MWERA	124	120	128	4	KERITOR	240	238	238	-2	KIPTENDEN	248	238	238	-10	MWENGE	214	198	198	-16
115	BUGAMBE	140	127	127	-13	SIOMO	240	234	238	-2	SIOMO	238	238	238	0	KIKO	218	190	195	-23
116	RUSEKERE	125	120	126	1	METTARORA	237	237	237	0	CUPATEA	236	234	236	0	KIJURA	178	180	182	4
117	BUZIRASAGAMA	125	126	126	1	SETYON	245	235	237	-8	TILUET	244	236	236	-8	KIAMARA	218	181	181	-37
118	NYAMBYA	130	126	126	-4	KIPKEBE	235	236	236	1	TILYA	250	236	236	-14	NAMAYIBA		180	180	
119	SWAZI		125	125		CHANGOI	242	236	236	-6	KABIANGA	236	235	235	-1	SALAMA		168	168	
120	IKANGA		122	124		CHEMAMUL	238	236	236	-2	KIPTAGICH	236	225	234	-2	IKANGA	166	160	160	-6

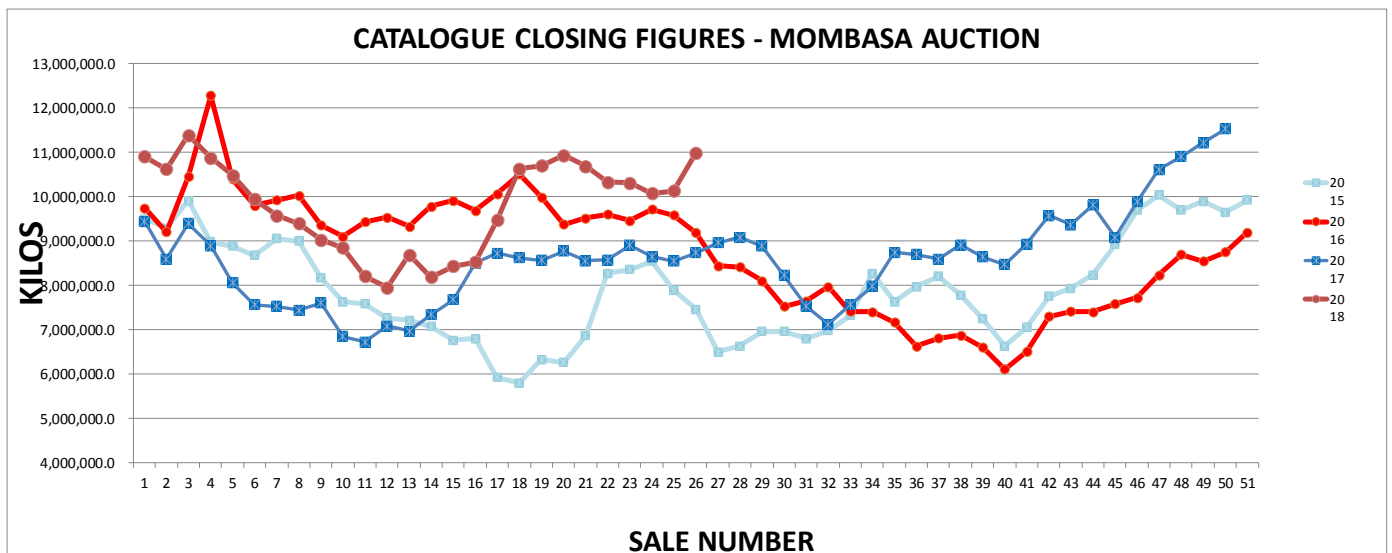
121	KASAKU	127	124	124	-3	KELUNET	230	235		LELAGOIN	236	225	234	-2	CHIVANJEE	154	154	154	0	
122	KIAMARA		122	122		KABIANGA	240	235	235	-5	METTARORA	246	232	234	-12	CHA ST.ANTONIO		150	150	
123	MUNOBWA	129	122	122	-7	MATUTA	237	235	235	-2	MATUTA	244	234	234	-10	KIGUMBA	148	147	147	-1
124	KIGUMBA		120	121		SISIBA	239	235	235	-4	CHIMCHIM	235	220	232	-3	MWERA	136	138	138	2
125	ARC MOUNTAIN		120	120		TOIYOI	240	235	235	-5	ITONA	230	230	232	2	MABALE	140	132	132	-8
126	NAMAYIBA	124	120	120	-4	CHIMCHIM	237	230	234	-3	KAYONZA	240	230	232	-8	ARROKET				
127	CHIVANJEE	122	120	120	-2	KAISUGU	236	234	234	-2	SISIBA	245	232	232	-13	BONDET				
128	KIJURA	125	120	120	-5	KIPSINENDE	235	230	234	-1	KIBENA	238	227	231	-7	BUHWEJU				
129	MITYANA	120	120	120	0	TILUET	237	230	234	-3	SAKAWA	230	225	231	1	DINDIRA				
130	SALAMA	120	120	120	0	TINDERET	240	234	234	-6	KAISUGU		230	230		EMROK				
131	TORO	125	120	120	-5	KIBENA	237	220	233	-4	MUGOMA	236	228	230	-6	GATARE				
132	HERKULU		118	118		KIPTAGICH	236	233	233	-3	TINET	236	224	230	-6	GISOVU				
133	MARVERA		118	118		KAPSONGOI		233	233		KELUNET	238	222	228	-10	HERKULU				
134	ARROKET					TILYA	242	231	233	-9	MOGENI	236	219	227	-9	KAISUGU				
135	BUHWEJU					CUPATEA	236	232	232	-4	ELGON TEA	231	226	226	-5	KARAMBI				
136	CHA ST.ANTONIO					ELGON TEA	237	230	230	-7	IGARA	228	222	226	-2	KARONGI				
137	CHEBOSWA					KIPTENDEN	246	230	230	-16	KIGEZI HIGHLAN	230	200	226	-4	KITABI				
138	CUPATEA					ITONA	233	218	228	-5	KIPSINENDE	236	225	225	-11	KOBEL				
139	DINDIRA					SAKAWA	235	225	225	-10	MUFINDI	224	224	224	0	MABROUKIE				
140	ELGON TEA					MOGENI	222	223	225	3	KYAMUHUNGA	218	170	222	4	MARVERA				
141	JAMJI					KAYONZA	234	220	220	-14	BWIINDI	220	220	220	0	MICHI				
142	KAISUGU					MAGURA	214	200	220	6	NYAMBYA	228	220	220	-8	RUBAYA				
143	KARAMBI					NYARINDA		207	220		SWAZI	220	210	220	0	RUSEKERE				
144	KARIRANA					IGARA		204	210		NYARINDA	230	219	219	-11	RUTSIRO				
145	KARONGI					MUFINDI		200	210		BUHWEJU	224	216	216	-8	SAKAWA				
146	KELUNET					KIGEZI HIGHLAND		202	204		MUZIZI	224	216	216	-8	BWIINDI				
147	KIBENA					BUHWEJU	217	200	200	-17	BUGAMBE	226	210	214	-12	CHEBANGO				
148	KIPKEBE					BWIINDI		180	200		KAKONDE	215	212	212	-3	CHELAL				
149	KIPTENDEN					BUGAMBE	206	198	198	-8	MAGURA	228	210	212	-16	CHEMAMUL				
150	KOIWA					KYAMUHUNGA	190	192	192	2	MITYANA	194	202	208	14	CYOHOKA				
151	KORUMA					MUZIZI	190	190	192	2	ARC MOUNTAIN		202	202		EBEREKE				
152	LELAGOIN					MUNOBWA	170	181	181	11	RUSEKERE	182	185	195	13	GACHEGE				
153	MABROUKIE					ARC MOUNTAIN		180	180		ANKOLE	200	190	190	-10	GIANCHORE				
154	MANARET					KIKO		180	180		BUZIRASAGAM	202	180	188	-14	GITHONGO				
155	METTARORA					MWENGE	194	180	180	-14	MWENGE	197	160	182	-15	GLOBAL VILLAGE TEA				
156	PFUNDA					KAKONDE	185	178	178	-7	NAMAYIBA		180	180		HIMA				
157	RUTSIRO					NAMAYIBA		170	170		KAHUNA	188	180	180	-8	IGEMBE				
158	SAKAWA					ANKOLE	180	170	170	-10	KIKO	204	180	180	-24	IMENTI				
159	SAPTET					IKANGA	188	166	170	-18	MUNOBWA	150	171	174	24	KABIANGA				
160	SETYON					KIJURA		160	166		IKANGA	192	170	170	-22	KAMARYA				
161	SITOI					CHIVANJEE	144	155	159	15	KIAMARA	182	170	170	-12	KAMBAA				
162	TAGABI					KIAMARA	162	146	152	-10	LUWALA		170	170		KANGAITA				
163	BWIINDI					KARAMBI	151	150	150	-1	TORO	180	165	165	-15	KAPSONGOI				
164	CHANGOI					KIGUMBA	146	144	144	-2	SALAMA	164	160	160	-4	KASAKU				
165	CHEBANGO					HERKULU	142	138	140	-2	KIJURA	168	148	155	-13	KIEGOI				
166	CHEMAMUL					MPANGA		134	134		CHIVANJEE	154	154	154	0	KIGEZI HIGHLAND				
167	CYOHOKA					KASAKU	141	132	132	-9	KIGUMBA	144	142	142	-2	KIP KOIMET				
168	GLOBAL VILLAGE TEA					SALAMA	138	130	130	-8	MWERA	146	138	138	-8	KIPCHABO				
169	HIMA					TORO	140	128	130	-10	KASAKU	150	120	135	-15	KYAMUHUNGA				
170	IGEMBE					MABALE	138	128	129	-9	HERKULU	135	134	134	-1	LUWALA				
171	IKUMBI					MARVERA		126	126		MABALE	184	128	128	-56	MABAYI				
172	KAHUNA					MWERA		122	122		MARVERA		122	122		MAGURA				

SECONDARY GRADES

Mark	BP/2			Mark	PF/2			Mark	DUST/2			Mark	FNGS/1/2			Mark	BMF			
	Prev	Low	High		Prev	Low	High		Prev	Low	High		Prev	Low	High		Pre	Low	High	
1	RUBAYA	260	253	256	NSHLI KIVU	276	274	274	MATA	275	275	275	NYABIHU	241	241	KARONGI	162	141	173	
2	KITABI	263	232	248	MULINDI	269	262	264	MUNGANIA	274	274	274	KARONGI	241	235	PFUNDA	162	141	143	
3	RUTSIRO	260	240	245	MATA	260	253	257	RUBAYA	250	250	250	RUBAYA	220	234	234	GISOVU	143	130	130
4	NSHLI KIVU		238	238	GISAKURA	258	255	255	SHAGASHA	175	249	249	RUTSIRO	250	234	234	KIPTAGICH	120	124	126
5	GATARE		232	232	MBOGO TEA	210	214	230	GITHONGO	237	245	245	KITABI	250	233	233	KEPCHOMO		126	126
6	NYABIHU	261	230	230	MANARET		226	226	MULINDI	245	190	242	KIPTAGICH	176	175	214	NDARAWETTA		122	122
7	MATA	233	225	228	ELGON TEA	167	160	216	RUKERI		240	240	GACHARAGE	206	203	203	BUGAMBE	110	104	116
8	GISOVU		210	210	KAYONZA	219	212	215	RUKURIRI		239	239	CHEBANGO	204	200	200	SITOI	110	114	116
9	GISAKURA	214	196	202	SIOMO	200	215	215	GACHARAGE	220	238	238	PFUNDA	200	197	197	CHEMOMI	112	116	116
10	PFUNDA	206	200	200	NDARAWETTA		212	212	MOMUL	240	225	225	SHAGASHA	204	195	195	DL TEAS	112	110	116
11	SHAGASHA	197	195	195	REYNA	190	188	188	SWAZI		223	223	MULINDI	201	191	194	KIPCHABO	119	116	116
12	TAITO		150	150	SAKAWA	170	180	180	OLENG		222	222	RWEGURA	180	194	194	EMROK		114	114
13	KIPSINENDE		146	146	CHIMCHIM		176	176	KAYONZA	203	170	222	TORA	198	188	194	KABIANGA	112	114	114
14	CHEBOSWA	148	134	140	BUGAMBE	159	170	172	KIPTAGICH	196	196	220	OLENG	219	185	193	KIPSINENDE	110	114	114
15	KIPTAGICH		135	140	KYAMUHUNGA	174	140	172	GISOVU	226	212	212	NJUNU	200	193	193	MUZIZI	111	108	114
16	REYNA	148	140	140	KIJURA	146	140	162	MICHI	220	200	208	GITHONGO	190	189	189	ELGON TEA	110	108	112
17	SIOMO		140	140	MUZIZI		162	162	KIONYO	214	200	200	KIRU	210	189	189	MARAMBA	112	106	112
18	EMROK	150	137	137	BUHWEJU	162	152	160	TEZA	213	200	200	KAYONZA	194	158	188	MBOGO TEA	108	106	112
19	KORUMA		132	137	MUGOMA	157	156	156	MANARET	176	196	196	NJERU	175	179	188	REYNA	114	112	112
20	KARIRANA	137	134	136	NYAMBYA	148	142	152	KAMARYA		195	195	SETYON	192	180	187	SOKOT	112	112	112
21	MBOGO TEA		135	135	ARC MOUNTAIN		150	150	KABIANGA	192	192	192	GATHUTHI		187	187	CUPATEA	110	110	110
22	TAGABI		132	134	KAKONDE	135	150	150	NDARAWETTA	216	190	190	IMENTI	200	187	187	KARIRANA		108	110
23	NGORONGO	134	130	133	MOGENI		147	150	KAISUGU	170	130	189	KAGWE	216	187	187	SETYON	109	106	110
24	ARC MOUNTAIN		132	132	KIPSINENDE	160	148	148	PFUNDA	196	179	189	THUMAITA	220	187	187	TAGABI	110	108	110
25	JAMJI	138	132	132	RUSEKERE	154	142	146	THETA		182	182	MOMUL	187	183	186	KIKO	108	108	110
26	CHIMCHIM	132	130	130	BWINDI	143	144	144	SETYON	179	132	178	MICHI	219	172	185	BUHWEJU	114	104	108
27	BUHWEJU	135	128	128	KERITOR		144	144	GIANCHORE	186	175	175	RAGATI	194	184	185	CHIMCHIM	106	108	108
28	IGARA	132	128	128	DINDIRA	150	142	142	ITUMBE	167	173	173	GATUNGURU	200	185	185	MANARET		106	108
29	HIMA		127	127	KIGEZI HIGHLAND		140	142	SAKAWA	177	130	172	GITHAMBO	188	185	185	NGORONGO	105	104	108
30	DINDIRA	125	125	125	MAGURA	156	142	142	NYAMBYA	192	170	172	IGEMBE	219	185	185	SAKAWA	108	106	108
31	CHIVANJEE	120	125	125	MUNOBWA	151	136	140	CUPATEA	170	170	170	KAMBAA	219	185	185	SWAZI	110	105	107
32	KIJURA	126	125	125	ANKOLE		136	138	BOITO	187	170	170	KIEGOI	218	185	185	JAMJI	108	106	106
33	MABALE	122	118	119	BUZIRASAGAMA	140	132	138	BUZIRASAGAMA	191	170	170	KIMUNYE	190	185	185	KAISUGU		104	106
34	MWERA	118	118	118	CHIVANJEE	138	136	138	EBEREGE		170	170	KINORO	219	185	185	KORUMA		106	106
35	ARROKET				HIMA	148	134	136	MOTIGO	145	166	166	MUNUNGA		185	185	HIMA	116	100	106
36	BUGAMBE				TORO	142	136	136	MUNOBWA	184	160	162	NDARUGU	219	185	185	KAMARYA		106	106
37	CHINGA				MWENGE	140	135	135	MOGENI	168	160	160	NDIMA		185	185	KIGEZI HIGHLAND	110	102	106
38	CUPATEA				KIAMARA	140	134	134	CHEBOSWA		152	158	RUKURIRI	192	185	185	MAGURA	108	106	106
39	ELGON TEA				KIGUMBA	142	134	134	KAPKATET	145	156	156	WERU	220	182	185	TILYA	107	106	106
40	HERKULU				MABALE	140	134	134	KIKO	152	152	152	MOTIGO	218	178	184	MULINDI	112	105	105
41	KAISUGU				MITYANA	136	132	134	HIMA	148	143	145	NDUTI	188	184	184	TAITO	113	105	105
42	KARONGI				NAMAYIBA		130	130	IRIAINI	162	145	145	NGERE	200	180	183	MUGOMA	107	104	104
43	KOBEL				MWERA	130	130	130	DL TEAS	144	134	144	GACHEGE	188	182	182	GLOBAL VILLAGE	109	104	104
44	MABROUKIE				HERKULU		127	127	IGARA	142	132	144	MATAARA	184	180	182	IKANGA	109	102	104
45	MANARET				LUWALA	130	122	122	NGORONGO		126	142	CHINGA	190	180	180	ITONA		102	104
46	MARAMBA				ARROKET				KIJURA	162	142	142	KAMARYA		180	180	KIAMARA	105	104	104
47	MARVERA				CHEBOSWA				CHIMCHIM	146	136	140	KEPCHOMO		180	180	KIBWARI	110	104	104
48	METTARORA				CHINGA				MARAMBA	144	137	140	NYANKOBA	174	180	180	MUFINDI		102	104
49	MICHI				CUPATEA				MUGOMA	146	134	140	CHEBUT	172	170	179	NYAMBYA	107	104	104
50	MOGOGO				EMROK				ANKOLE	140	140	140	TEGAT		170	178	TOIYOI	110	104	104
51	MOMUL				GATARE				MWENGE		140	140	MBOGO TEA	182	175	175	ARC MOUNTAIN		96	102
52	MUGOMA				GISOVU				MBOGO TEA	144	136	138	BOITO	170	167	175	IGARA		102	102
53	MULINDI				JAMJI				BUGAMBE	141	130	136	SANGANYI	170	165	173	KAKONDE	107	101	102
54	NAMAYIBA				KAISUGU				METTARORA	138	130	136	GIANCHORE	165	172	172	KYAMUHUNGA	109	102	102
55	OLENG				KARIRANA				EMROK	142	134	134	TIRGAGA	170	170	170	MWENGE	109	101	102
56	RAGATI				KARONGI				TORO	138	134	134	KANYENYA		170	170	TORO	105	101	102
57	RUSEKERE				KIPTAGICH				KIAMARA	130	132	132	KAPTUMO	174	167	170	ANKOLE	114	101	101
58	SAKAWA				KITABI				TILYA	135	132	132	KEBIRIGO	170	170	170	LUWALA	107	98	100
59	SETYON				KOBEL				ARC MOUNTAIN	135	130	130	MUDETE	170	170	170	RUSEKERE	106	99	99
60	SITOI				KORUMA				JAMJI	140	130	130	ROROK	172	170	170	CHIVANJEE	104	94	98
61	TIRGAGA				MABROUKIE				KIPSINENDE	135	130	130	SIONGO	170	165	170	KIJURA	102	95	95
62	ANKOLE				MARAMBA				MAGURA	158	130	130	TOIYOI	170	170	170	MWERA	104	94	94
63	BOITO				MARVERA				SIOMO	133	130	130	TOMBE	168	169	170	MABALE	108	90	92
64	BUZIRASAGAMA				METTARORA				MITYANA		125	125	ELGON TEA	154	150	168	MARVERA		85	85
65	BWINDI				MICHI				CHIVANJEE		120	120	SITOI	170	168	168	ARROKET			
66	CHEBANGO				MOGOGO				MWERA	110	100	110	MOGOGO	170	167	167	CHEBOSWA			
67	CHEBUT				MOMUL				ARROKET				CHELAL	176	167	167	CHINGA			
68	CHELAL				NGORONGO				BUHWEJU				EBEREGE	170	167	167	DINDIRA			
69	CHEMOMI				OLENG				CHINGA				ITUMBE	172	167	167	GATARE			
70	DL TEAS				PFUNDA				DINDIRA				LITEIN	172	165	167	GISAKURA			
71	EBEREGE				RAGATI				ELGON TEA				NYAMACHE	167	167	167	HERKULU			
72	GACHARAGE				RUBAYA				GATARE				KOBEL	174	165	165	KITABI			
73	GACHEGE				RUTSIRO				GISAKURA				KAPSARA		165	165	KOBEL			
74	GATHUTHI				SETYON				HERKULU				KIPCHABO	178	165	165	MABROUKIE			
75	GATUNGURU				SHAGASHA				KARIRANA				TOROR	170	165	165	MATA			
76	GIANCHORE				SITOI				KARONGI				NGORONGO	153	142	150	METTARORA			
77	GITHAMBO				TAGABI				KITABI				SAKAWA	157	145	147	MICHI			
78	GITHONGO				TIRGAGA				KOBEL				ITONA	156	145	147	MOGOGO			
79	GLOBAL VILLAGE TEA				BOITO				KORUMA				BUGAMBE	146	140	144	MOMUL			
80	IGEMBE				CHEBANGO				MABROUKIE											

CATALOGUE CLOSING FIGURES – 2017 Vs 2018

Sale No.	2015		2016		2017		2018		Diferencial 2018 Vs. 2017	
	Pkgs	Kilos	Pkgs	Kilos	Pkgs	Kilos	Pkgs	Kilos	Pkgs	Kilos
1	147,165	9,493,191.5	148,451	9,735,654.5	145,178	9,437,045.5	170,026	10,902,243.0	24,848	1,465,197.5
2	143,751	9,289,282.5	139,820	9,199,450.0	140,125	8,593,123.5	165,456	10,623,001.0	25,331	2,029,877.5
3	154,710	9,906,594.5	159,276	10,449,664.5	144,994	9,386,541.5	179,439	11,385,435.0	34,445	1,998,893.5
4	139,364	8,971,223.5	188,659	12,275,549.0	138,097	8,890,671.5	168,997	10,873,246.0	30,900	1,982,574.5
5	138,215	8,882,666.0	159,398	10,393,542.0	124,938	8,054,484.0	162,594	10,480,140.0	37,656	2,425,656.0
6	139,078	8,676,309.0	150,152	9,801,201.0	117,320	7,562,742.7	153,970	9,941,178.0	36,650	2,378,435.3
7	141,725	9,054,005.0	153,397	9,915,132.0	116,361	7,518,587.5	148,003	9,566,966.0	31,642	2,048,378.5
8	140,360	8,991,608.0	154,458	10,019,049.5	115,356	7,439,711.0	144,742	9,391,252.0	29,386	1,951,541.0
9	126,137	8,162,828.5	143,119	9,357,930.0	117,140	7,597,207.0	139,959	9,020,760.0	22,819	1,423,553.0
10	118,447	7,624,848.5	139,747	9,097,239.0	105,840	6,845,830.5	137,540	8,841,378.0	31,700	1,995,547.5
11	116,156	7,582,902.0	144,515	9,424,673.5	103,585	6,720,482.5	126,153	8,199,578.0	22,568	1,479,095.5
12	111,457	7,253,148.5	145,973	9,530,611.0	108,818	7,078,896.5	122,280	7,950,062.0	13,462	871,165.5
13	111,260	7,213,322.0	142,210	9,321,487.0	106,738	6,966,532.5	133,419	8,686,279.0	26,681	1,719,746.5
14	108,238	7,068,589.0	150,415	9,774,359.5	111,839	7,331,690.5	126,598	8,187,381.0	14,759	855,690.5
15	103,540	6,756,161.5	151,648	9,914,957.5	117,718	7,672,851.0	129,007	8,426,139.0	11,289	753,288.0
16	103,558	6,793,729.5	147,839	9,679,159.0	130,737	8,495,693.0	130,302	8,519,375.0	- 435	23,682.0
17	91,359	5,913,640.0	153,600	10,060,731.0	133,590	8,719,546.0	144,877	9,463,195.0	11,287	743,649.0
18	88,870	5,793,234.0	151,268	10,502,473.0	132,188	8,612,581.5	161,933	10,628,353.0	29,745	2,015,771.5
19	97,877	6,325,414.5	152,683	9,983,086.0	131,831	8,558,320.5	163,252	10,697,993.0	31,421	2,139,672.5
20	95,917	6,255,617.5	142,133	9,369,893.0	134,729	8,763,410.0	167,272	10,932,188.0	32,543	2,168,778.0
21	105,301	6,860,389.0	144,104	9,509,564.0	131,634	8,550,796.0	163,267	10,680,522.0	31,633	2,129,726.0
22	126,760	8,271,169.5	146,216	9,600,156.0	131,700	8,572,204.0	158,259	10,326,586.0	26,559	1,754,382.0
23	128,075	8,350,540.0	143,286	9,455,061.0	137,700	8,897,500.0	158,710	10,310,596.0	21,010	1,413,096.0
24	132,269	8,542,152.5	148,330	9,714,505.0	132,606	8,644,644.0	156,160	10,069,790.0	23,554	1,425,146.0
25	122,540	7,885,358.5	146,750	9,575,912.5	130,856	8,539,642.0	158,268	10,130,119.0	27,412	1,590,477.0
26	115,820	7,454,433.5	140,955	9,185,569.0	134,420	8,734,861.0	172,659	10,990,667.0	38,239	2,255,806.0
27	103,079	6,497,391.0	128,199	8,441,443.0	137,592	8,961,409.0			- 137,592	- 8,961,409.0
28	104,121	6,623,266.0	129,427	8,405,546.0	139,587	9,082,566.0			- 139,587	- 9,082,566.0
29	108,008	6,955,793.5	124,024	8,100,347.0	136,100	8,885,641.0			- 136,100	- 8,885,641.0
30	108,691	6,959,013.0	116,127	7,517,405.5	127,020	8,224,195.0			- 127,020	- 8,224,195.0
31	105,873	6,799,496.0	118,392	7,648,417.0	116,082	7,525,278.0			- 116,082	- 7,525,278.0
32	108,114	6,969,936.0	121,941	7,968,002.0	109,583	7,112,977.0			- 109,583	- 7,112,977.0
33	112,658	7,309,670.0	114,684	7,411,426.0	117,196	7,560,646.0			- 117,196	- 7,560,646.0
34	127,634	8,264,301.0	115,065	7,401,593.0	124,100	7,974,797.0			- 124,100	- 7,974,797.0
35	117,496	7,627,780.0	111,398	7,162,051.0	134,339	8,736,776.0			- 134,339	- 8,736,776.0
36	122,536	7,966,281.0	103,211	6,620,776.0	133,343	8,692,718.0			- 133,343	- 8,692,718.0
37	126,530	8,203,020.0	105,363	6,801,861.0	131,860	8,589,806.0			- 131,860	- 8,589,806.0
38	119,001	7,777,556.0	105,991	6,874,694.0	136,152	8,913,732.0			- 136,152	- 8,913,732.0
39	111,481	7,239,521.5	102,399	6,593,834.0	132,480	8,632,611.0			- 132,480	- 8,632,611.0
40	101,483	6,622,758.0	93,697	6,101,035.0	129,850	8,468,285.0			- 129,850	- 8,468,285.0
41	107,818	7,049,132.0	100,438	6,506,134.0	137,560	8,931,039.0			- 137,560	- 8,931,039.0
42	118,170	7,748,847.5	113,860	7,296,708.0	147,380	9,566,121.5			- 147,380	- 9,566,121.5
43	120,677	7,928,530.5	113,933	7,409,459.5	143,755	9,362,940.0			- 143,755	- 9,362,940.0
44	125,671	8,229,490.0	113,258	7,400,472.0	150,080	9,803,157.5			- 150,080	- 9,803,157.5
45	135,680	8,917,671.0	115,579	7,575,449.0	138,321	9,075,225.0			- 138,321	- 9,075,225.0
46	147,214	9,690,340.5	118,525	7,716,618.5	151,239	9,885,740.0			- 151,239	- 9,885,740.0
47	154,592	10,029,678.0	126,695	8,229,984.0	162,135	10,607,228.0			- 162,135	- 10,607,228.0
48	148,029	9,688,808.0	133,650	8,694,053.5	167,935	10,903,011.0			- 167,935	- 10,903,011.0
49	150,710	9,887,393.0	132,838	8,544,808.0	172,760	11,213,580.0			- 172,760	- 11,213,580.0
50	146,819	9,649,589.0	136,984	8,747,685.0	178,260	11,522,884.0			- 178,260	- 11,522,884.0
51	151,404	9,922,846.0	141,000	9,192,163.0						
Total	6,231,438	403,930,467.0	6,825,080	445,208,574.5	6,630,747	430,417,958.7	3,943,142	255,224,422.0	-2,687,605	-175,193,536.7



(Please note figures inclusive of reprints)

WEATHER REPORT

KENYA

West of Rift tea growing regions experienced sunny intervals with scattered showers mainly in the afternoons accompanied by low temperatures in the evenings. Crop levels slightly declined to 50 to 80 tons average per day.

East of Rift experienced cloudy weather pattern with low temperatures throughout the week under review. Crop levels have equally declined to 40 to 70 tons.

There is a likelihood of further decline of crop levels if the low temperatures persist.

UGANDA

Western Uganda received 57mm average rainfall during last week. Fort Portal area received 86mm of rainfall and experienced 32⁰C maximum and 21⁰C minimum temperatures. Hoima received 45mm of rainfall. Kibale received 46mm of rainfall and experienced 26⁰C maximum and 21⁰C minimum temperatures while Bushenyi received 22mm of rainfall and experienced 13⁰C minimum and 25⁰C maximum temperatures.

Crop level slightly increased compared to previous week's levels.

COMBROK LIMITED