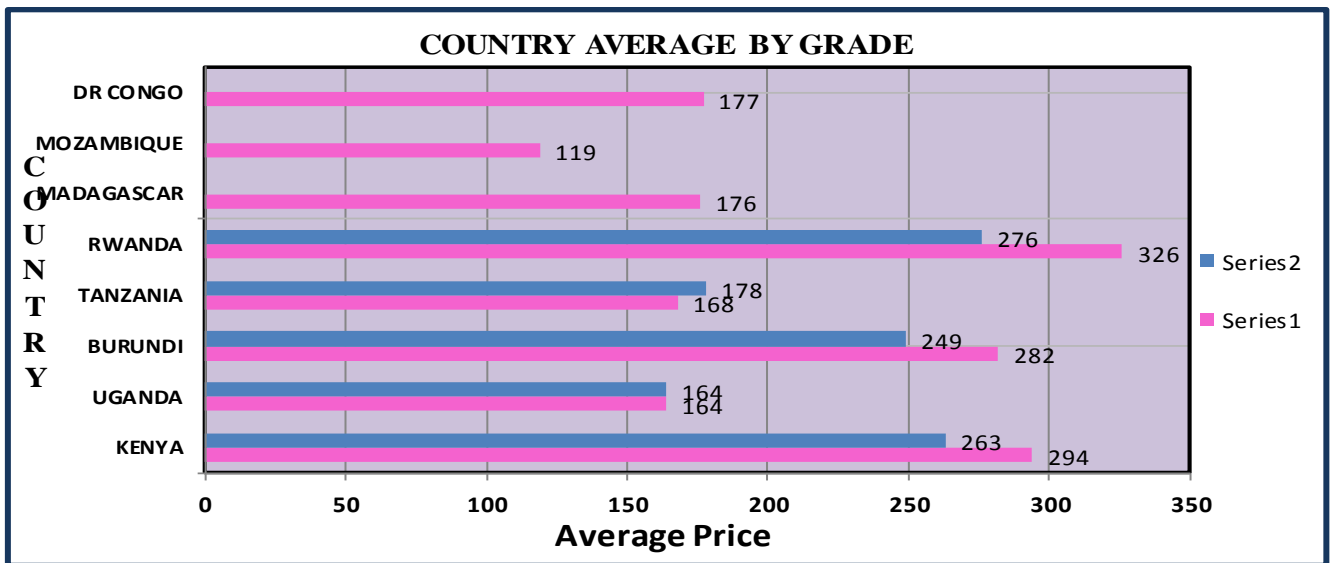


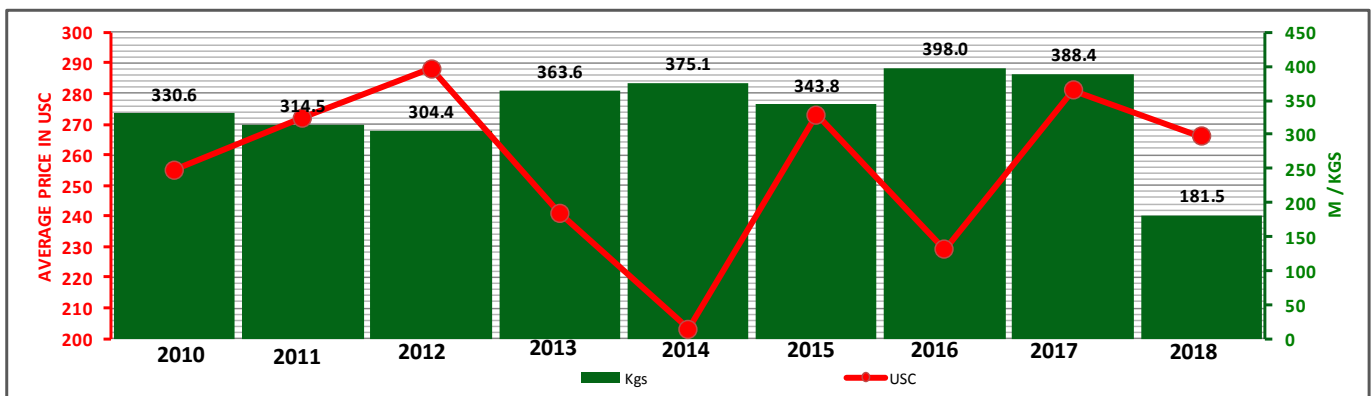
Mombasa Auction: Country Average Prices in US Cents Sale 21 (2017 vs. 2018)

COUNTRY	AV 2017	AV 2018	BP1	PF1	PD	D1	BP	PF	D	FNGS	BMF
KENYA	294	263	230	285	262	271	144	184	158	171	120
UGANDA	164	164	133	189	189	189	130	153	149	136	119
BURUNDI	282	249	224	269	265	275			198	189	0
TANZANIA	168	178	134	196	200	199	129	150	123	143	123
RWANDA	326	276	268	299	281	288	231	250	237	214	148
MADAGASCAR	176										
MOZAMBIQUE	119										
DR CONGO	177										
ALL AUCTION AVERAGE	275	249	222	278	252	258	162	170	165	158	121



Mombasa Auction – Auction Quantities & Average Prices 2010 - 2018

	Jan		Feb		Mar		Apr		May		Jun		Jul		Aug		Sep		Oct		Nov		Dec		Total			
	Kgs	USC	Kgs	USC	Kgs	USC	Kgs	USC	Kgs	USC	Kgs	USC	Kgs	USC	Kgs	USC	Kgs	USC	Kgs	USC	Kgs	USC	Kgs	USC	Kgs	USC		
2018	49.3	279	34.3	281	29.6	265	39.9	252	29.5	246																	181.5	266
2017	40.9	284	25.4	285	25.2	274	28.7	272	38.7	275	31.0	289	31.2	283	27.1	275	32.3	286	40.9	291	35.5	283	31.3	266			388.4	281
2016	37.0	256	36.6	237	40.7	223	35.3	204	44.4	212	34.2	227	29.2	231	21.7	218	23.8	222	24.6	223	36.3	250	23.6	252			398.0	229
2015	33.5	214	31.0	227	30.2	254	22.4	257	21.2	285	35.4	300	21.9	310	22.4	294	32.1	284	25.3	302	32.4	289	35.4	285			343.8	273
2014	25.1	256	30.6	224	36.6	208	21.8	207	35.7	196	44.9	191	28.1	205	24.6	203	33.2	190	28.1	192	33.6	191	32.8	189			375.1	203
2013	35.7	305	29.9	292	28.5	264	32.0	237	31.5	239	34.7	231	34.6	229	25.5	228	24.0	213	28.4	202	32.5	210	26.5	234			363.6	241
2012	36.1	264	27.2	265	23.9	274	22.8	279	17.8	281	24.1	289	26.8	299	22.6	309	21.9	304	31.8	297	27.9	304	21.4	307			304.4	288
2011	24.8	294	24.6	277	31.4	274	17.1	266	32.9	262	30.4	271	25.4	282	26.2	282	20.8	267	23.4	265	33.8	266	23.8	261			314.5	272
2010	27.9	284	29.1	295	33.5	280	24.6	261	41.6	235	33.7	222	27.2	216	25.1	250	17.9	249	18.3	250	30.5	254	21.0	270			330.6	255



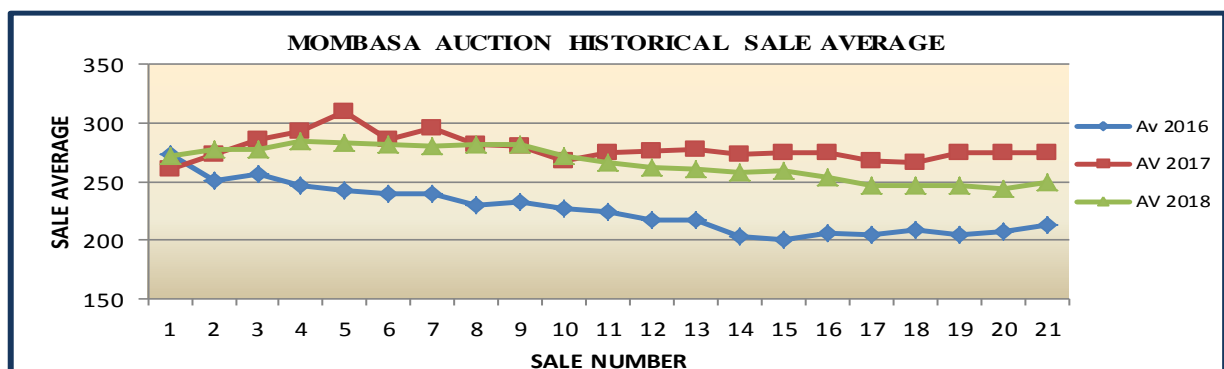
May includes sold kilos and average price for sale 19 to 21 only.

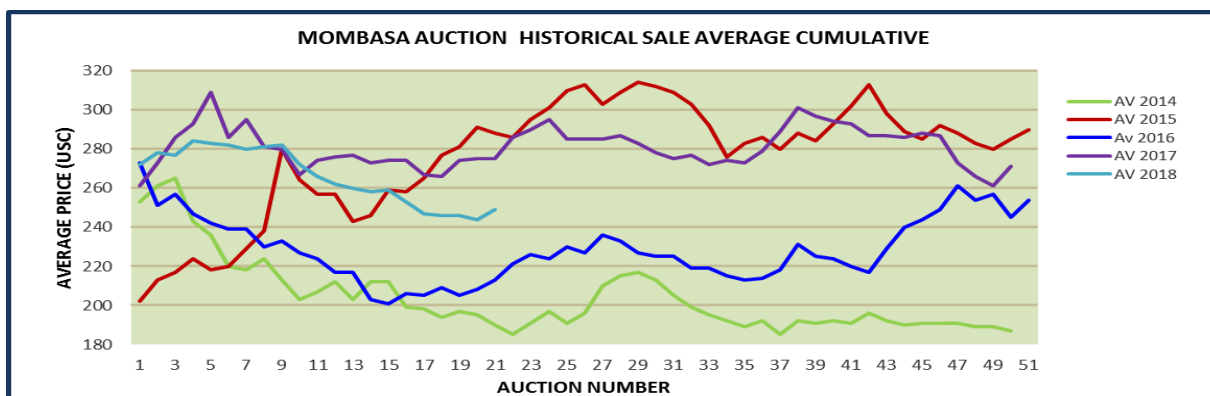
Kilos Sold By Country - Sale no. 21 & Cumulative to date (2017 vs 2018)

	Current Sale 21/2018		Same Sale Last Year 21/2017		Year To Date Sale 01-21/2018		Last Year To Date Sale 01-21/2017	Variance 2018 vs 2017
	Pkgs	Kilos	Pkgs	Kilos	Pkgs	Kilos	Kilos	Kilos
KENYA	113,790	7,702,401.00	85,696	5,697,324.00	2,097,227	140,586,692.00	118,935,207.00	21,651,485
UGANDA	21,416	1,208,432.00	14,842	854,211.00	387,304	21,700,782.00	17,770,817.00	3,929,965
BURUNDI	3,640	229,443.00	3,080	196,837.00	55,878	3,556,421.00	3,420,091.00	136,330
TANZANIA	6,660	370,119.00	4,880	271,708.00	106,853	5,829,662.00	2,248,056.00	3,581,606
RWANDA	6,960	476,600.00	6,231	421,362.00	133,806	9,091,174.00	8,049,376.00	1,041,798
MALAWI							24,120.00	(24,120)
MADAGASCAR			60	3,544.00			39,900.00	(39,900)
MOZAMBIQUE			820	41,088.00	6,711	315,255.00	215,838.00	99,417
DR CONGO			140	7,836.00	2,120	133,240.00	268,744.00	(135,504)
ETHIOPIA					5,400	246,626.00	237,075.00	9,551
TOTALS:	152,466	9,986,995.00	115,749.0	7,493,910.00	2,795,299	181,459,852.00	151,209,224.00	30,241,077

Mombasa Auction - Historical Averages Comparative 2016 - 2018

SALE NO.	Av 2016	AV 2017	AV 2018	2018										
				BP1	PF1	PD	D1	BP2	PF2	D2	FNGS	BMF		
1	273	261	272	262	287	293	290	195	185	185	171	142		
2	251	273	278	277	294	298	299	201	180	184	174	138		
3	257	286	277	276	301	298	302	196	175	188	166	131		
4	247	293	284	278	310	298	303	204	184	191	169	130		
5	242	309	283	269	306	301	310	204	179	201	169	126		
6	239	286	282	277	303	300	317	190	175	197	164	125		
7	239	295	280	274	300	302	309	202	186	204	166	131		
8	230	281	281	278	298	301	307	203	180	199	169	129		
9	233	280	282	284	300	300	304	197	182	195	172	130		
10	227	267	272	263	289	296	301	199	187	204	171	131		
11	224	274	266	262	284	279	278	210	178	194	169	128		
12	217	276	262	256	279	282	282	185	181	186	167	127		
13	217	277	260	253	288	261	268	187	181	179	172	130		
14	203	273	258	253	281	264	270	189	185	180	171	137		
15	201	274	259	256	281	262	269	179	183	172	168	136		
16	206	274	253	251	276	261	267	196	181	172	167	131		
17	205	267	247	241	274	244	254	192	186	179	170	127		
18	209	266	246	227	271	249	253	176	176	171	164	128		
19	205	274	246	227	273	248	254	171	172	168	164	129		
20	208	275	244	222	274	245	251	177	168	159	164	127		
21	213	275	249	222	278	252	258	162	170	165	158	121		
Average	226	278	266	256	288	278	283	192	179	184	168	130		





**Actual Packages on offer for coming sale 22 of 28th – 29th May, 2018
(By Grade / by Country)**

	BP1	PF1	PD	DUST1	BP2	PF2	DUST2	FNGS	BMF	Total
KENYA	15,540	51,820	28,020	11,660	620	1,120	2,840	3,700	1,380	116,700
UGANDA	2,840	3,460	5,520	2,560	460	1,819	960	2,640	2,860	23,119
RWANDA	1,680	2,440	1,240	580	520	220	460	220	80	7,440
TANZANIA	600	2,560	760	240	320	140	180	740	1,100	6,640
BURUNDI	560	2,320	600	120	0	0	60	460	0	4,120
MOZAMBIQUE	0	0	0	0	0	40	320	0	140	500
Total	21,220	62,600	36,140	15,160	1,920	3,339	4,820	7,760	5,560	158,519

**Upcoming Auction Offerings by Country
Sale no. 22 and 23/ 2018**

COUNTRY	Sale 22/ 2018 (Actual packages)		Sale 23/ 2018		VARIANCE Kgs
	Pkgs	Kgs	Pkgs	Kgs	
KENYA	116,700.00	7,871,767.00	112,815.00	7,617,771.00	253,996.00
UGANDA	23,119.00	1,303,487.00	26,576.00	1,491,144.00	(187,657.00)
RWANDA	7,440.00	507,448.00	7,659.00	518,081.00	(10,633.00)
BURUNDI	4,120.00	259,776.00	3,680.00	234,796.00	24,980.00
TANZANIA	6,640.00	360,528.00	7,820.00	437,796.00	(77,268.00)
D R CONGO	-	-	160.00	11,008.00	(11,008.00)
MOZAMBIQUE	500.00	23,580.00	-	-	23,580.00
TOTALS:	158,519.00	10,326,586.00	158,710	10,310,596.00	15,990.00

MAIN GRADE COMPARATIVE RANKINGS – SALE 21 2018

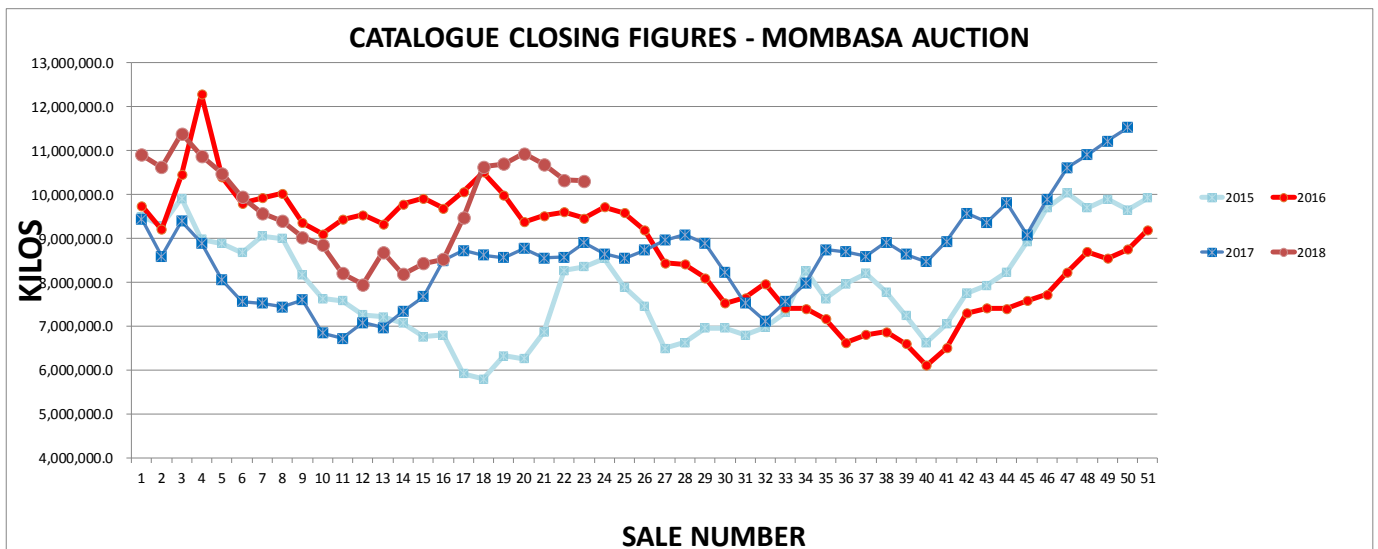
Mark	BP1				Mark	PF1				Mark	PD				Mark	DUST1			
	Pre	Lo	High	De		Prev	Low	Hig	Dev		Pre	Low	Hig	De		Prev	Lo	Hig	Dev
1 KITABI	410	365	371	-39	MUNUNGA	336	336	342	6	NYABIHU	328	328		KITABI	336	342	342	6	
2 IMENTI	336	300	336	0	KATHANGARIRI	336	332	338	2	KITABI	315	318	318	3	GATHUTHI	337	334	336	-1
3 MUNGANIA	272	332	332	60	GATHUTHI	334	328	332	-2	KATHANGARIRI	304	308	312	8	KIMUNYE	330	327	330	0
4 RUTSIRO	354	307	330	-24	KIMUNYE	330	325	330	0	RUBAYA	312	302	310	-2	NYABIHU	322	330		
5 KATHANGARIRI	307	314	328	21	NYABIHU	350	320	330	-20	GATHUTHI	308	305	308	0	RUBAYA	321	316	321	0
6 MAKOMBOKI	245	233	308	63	RUKURIRI	328	322	330	2	KIMUNYE	302	301	306	4	IMENTI	318	312	316	-2
7 NJUNU	266	271	302	36	KITABI	328	327	329	1	IMENTI	290	297	302	12	KATHANGARIRI	312	312	316	4
8 GITUGI	301	280	300	-1	IMENTI	320	315	324	4	RUKURIRI	302	298	300	-2	KANGAITA	311	310	310	-1
9 GITHONGO	299	295	295	-4	NJUNU	314	318	320	6	GACHARAGE	292	290	298	6	RUKURIRI	314	308	310	-4
10 GACHARAGE	285	274	291	6	KANGAITA	318	318	319	1	GISOVU	285	292	296	11	MUNUNGA	314	303	306	-8
11 KANGAITA	262	250	288	26	GITUGI	316	314	318	2	NJUNU	296	290	296	0	KAMBAA	289	294	296	7
12 MATA	324	281	287	-37	MUNGANIA	315	315	318	3	GITUGI	302	292	294	-8	MUNGANIA	298	293	296	-2
13 KIMUNYE	284	280	282	-2	RUBAYA	310	312	314	4	KANGAITA	293	294	294	1	GITUGI	296	294	294	-2
14 GATARE	310	280	280	-30	NDIMA	311	312	314	3	MUNGANIA	290	292	294	4	NDIMA	292	290	294	2
15 RUKURIRI	286	276	280	-6	MAKOMBOKI	308	306	312	4	MUNUNGA	298	290	294	-4	NJUNU	296	290	293	-3
16 MUGANZA-KIVU	275	275			NGERE	311	308	312	1	NDIMA	288	284	290	2	GACHARAGE	290	292	292	2
17 THETA	272	252	271	-1	GACHARAGE	307	307	310	3	IKUMBI	286	282	288	2	IKUMBI	289	292	292	3
18 MUNUNGA	252	256	266	14	CHINGA	306	305	309	3	GITHONGO	286	280	286	0	KIRU	282	282	292	10
19 GISOVU	268	260	260	-8	GITHONGO	306	306	309	3	KAMBAA	294	283	286	-8	MAKOMBOKI	292	288	290	-2
20 GATHUTHI	246	250	256	10	GITHAMBO	302	304	308	6	KIEGOI	286	279	286	0	GATUNGURU	296	289	289	-7
21 THUMAITA	294	247	256	-38	IKUMBI	306	305	308	2	KIONYO	280	278	286	6	THETA	282	278	289	7
22 KAMBAA	252	242	254	2	KAGWE	304	304	308	4	MAKOMBOKI	286	284	286	0	NDARUGU	284	282	288	4
23 KINORO	238	240	252	14	KIEGOI	306	306	308	2	NGERE	286	285	286	0	NGERE	292	286	288	-4
24 NDIMA	248	240	252	4	KINORO	304	304	308	4	NSHILI KIVU	282	284	285	3	IRIAINI	282	276	286	4
25 IRIAINI	250	238	250	0	KIONYO	304	304	308	4	RAGATI	286	280	284	-2	KAGWE	284	280	286	2
26 OLENG	240	220	249	9	NDUTI	302	306	308	6	KINORO	286	282	284	-2	KIONYO	285	282	286	1
27 GATUNGURU	248	244	249	1	THETA	304	304	308	4	KIRU	280	280	284	4	RAGATI	288	285	285	-3
28 IKUMBI	248	242	249	1	GATUNGURU	300	302	306	6	MUGANZA-KIVU	273	284			GITHONGO	288	283	284	-4
29 CHEMOMI	251	242	248	-3	KAMBAA	306	304	306	0	OLENG	284	273	282	-2	KIEGOI	280	282	284	4
30 KAGWE	250	244	248	-2	RAGATI	302	302	305	3	IRIAINI	286	278	282	-4	KINORO	282	282	284	2
31 KAMARYA	264	248	248	-16	THUMAITA	302	300	304	2	KAGWE	282	278	282	0	MUGANZA-KIVU	280	284		
32 KIEGOI	250	247	248	-2	KIRU	300	299	303	3	NDARUGU	284	280	282	-2	NDUTI	286	282	284	-2
33 KIONYO	254	246	248	-6	IRIAINI	300	294	302	2	CHINGA	286	278	280	-6	THUMAITA	288	280	284	-4
34 NGERE	256	245	247	-9	NDARUGU	300	298	302	2	GATARE	284	280	280	-4	CHINGA	282	282	282	0
35 CHINGA	250	239	246	-4	MATAARA	296	299	301	5	GATUNGURU	284	278	280	-4	MATA	280	272	282	2
36 KIRU	238	240	246	8	MICHI	298	298	300	2	GITHAMBO	284	278	280	-4	MOMUL	277	278	282	5
37 NDARUGU	248	236	246	-2	WERU	300	298	300	0	IGEMBE	278	278	280	2	GITHAMBO	284	282	282	-2
38 RAGATI	242	242	244	2	GISOVU	294	299	299	5	THETA	288	280	280	-8	KANYENYA	275	275	281	6
39 KANYENYA	244	234	244	0	MOMUL	298	294	298	0	THUMAITA	284	279	280	-4	GISAKURA	279	279	279	0
40 PFUNDA	226	236	242	16	NSHILI KIVU	293	292	298	5	WERU	280	278	280	0	TEZA	275	279	279	4
41 SHAGASHA	228	224	242	14	IGEMBE	299	296	298	-1	MATAARA	278	275	278	0	IJENDA	270	278		
42 GITHAMBO	240	242	242	2	KANYENYA	294	294	298	4	NDUTI	280	277	278	-2	WERU	280	274	278	-2
43 NDUTI	225	232	242	17	GATARE	295	290	296	1	MOMUL	276	272	276	0	OLENG	280	277	277	-3
44 NYANKOBA	249	236	242	-7	GISAKURA	289	290	296	7	KANYENYA	278	274	276	-2	MATAARA	278	276	277	-1
45 TEZA	232	240	242	10	GACHEGE	294	294	296	2	MATA	280	272	275	-5	TIRGAGA	276	276	276	0
46 GISAKURA	238	235	241	3	NYANKOBA	292	292	296	4	MICHI	282	273	274	-8	NYANKOBA	278	272	274	-4
47 MOMUL	254	238	240	-14	MATA	296	286	292	-4	GISAKURA	270	271	273	3	RWEGURA	270	274	274	4
48 IGEMBE	246	240	240	-6	SHAGASHA	292	290	292	0	GACHEGE	275	270	272	-3	SIONGO	281	272	274	-7
49 MABAYI	230	240			MUGANZA-KIVU	290	292			NYANKOBA	272	270	272	0	MULINDI	272	266	272	0
50 MATAARA	230	235	240	10	SANGANYI	294	289	292	-2	TEZA	267	269	271	4	SHAGASHA	270	272	272	2
51 RUKERI	240	240			SIONGO	288	284	290	2	KAPKO	266	260	270	4	KAMARYA	266	266	272	6
52 WERU	240	240	240	0	OLENG	285	285	289	4	SIONGO	272	270	270	-2	SOKOT	264	260	272	8
53 MICHI	232	230	238	6	TIRGAGA	286	278	288	2	TIRGAGA	265	267	269	4	MOTIGO	266	264	271	5
54 SANGANYI	248	230	234	-14	GIANCHORE	288	287	288	0	KAPKATET	268	263	269	1	MICHI	268	269	270	2
55 MULINDI	220	222	232	12	OGEMBO	284	280	286	2	RWEGURA	259	265	269	10	MOGOGO	270	269	270	0
56 MWAMU	228	228	232	4	PFUNDA	279	284	284	5	SANGANYI	270	269	269	-1	KAPKATET	270	267	270	0
57 GIANCHORE	232	222	230	-2	MWAMU	281	278	282	1	KOBEL	260	260	268	8	KIP KOIMET	264	270	270	6
58 SOKOT	217	228	230	13	MULINDI	274	278	280	6	MOGOGO	266	265	268	2	MOKAMA	262	264	270	8
59 KEBIRIGO	227	220	228	1	KAPKATET	281	276	279	-2	CHEMOMI	262	266	268	6	KAPKO	268	262	268	0
60 OGEMBO	220	226	228	8	MOGOGO	277	276	277	0	GIANCHORE	268	266	268	0	PFUNDA	266	268	268	2

61	KEPCHOMO	211	215	225	14	KEBIRIGO	282	274	277	-5	KAMARYA	262	260	268	6	SANGANYI	280	267	268	-12
62	KIBWARI	220	214	224	4	MABAYI		270	276		KAPTUMO	264	264	268	4	CHEMOMI	266	267	267	1
63	SIONGO	228	224	224	-4	MOTIGO	276	272	276	0	KIP KOIMET	260	266	268	8	KARIRANA	262	264	264	2
64	EBEREGE	210	214	223	13	MUDETE	270	274	276	6	LITEIN	264	262	268	4	KAPSET	264	255	264	0
65	CHELAL		215	220		TEZA	279	274	276	-3	MOTIGO	266	264	268	2	KIBWARI	264	263	264	0
66	IJENDA	212	215	220	8	BOITO	270	272	274	4	MUDETE	266	266	268	2	RUKERI		264	264	
67	ITUMBE	214	213	220	6	CHEBUT	268	270	274	6	NYAMACHE	265	260	268	3	KEBIRIGO		260	263	
68	KAPKATET		217	220		TOMBE	269	270	274	5	CHEBUT	262	266	267	5	KEPCHOMO	264	262	262	-2
69	GACHEGE	220	215	219	-1	CHEMOMI	270	270	272	2	KAPSARA	260	264	267	7	NYAMACHE		262	262	
70	MOTIGO	210	219	219	9	EBEREGE	265	269	272	7	OGEMBO	266	265	267	1	TOMBE		262	262	
71	KAPKO	210	210	218	8	IJENDA	268	260	272	4	SHAGASHA	275	265	266	-9	KAPCHORUA	260	261	261	1
72	MOGOGO	222	214	218	-4	KAPTUMO	260	270	272	12	BOITO	265	265	266	1	TOROR	262	261	261	-1
73	TIRGAGA	216	216	218	2	MOKAMA	270	270	272	2	IJENDA	277	264	266	-11	KOBEL	260	255	260	0
74	LITEIN	215	214	218	3	NYAMACHE	276	269	272	-4	KAPSET	267	262	266	-1	CHEBUT	260	260	260	0
75	MUDETE		218	218		TOROR	267	264	272	5	TOMBE	266	262	266	0	EBEREGE	260	260	260	0
76	TORA	193	204	218	25	RWEGURA	264	265	271	7	TOROR	265	265	266	1	LITEIN	262	259	260	-2
77	RWEGURA	212	217	217	5	KAPKO	268	268	270	2	KARIRANA	260	258	265	5	MUDETE	260	255	260	0
78	KAPSARA	208	210	216	8	CHELAL	268	268	270	2	MULINDI	260	255	265	5	TEGAT	260	259	260	0
79	KAPTUMO	210	214	216	6	ITUMBE	265	270	270	5	EBEREGE	266	265	265	-1	NDARAWETTA	248	258	258	10
80	BOITO	215	214	215	0	KAMARYA	270	268	270	0	KEBIRIGO	265	265	265	0	CHEBANGO		257	257	
81	KAPSET	214	212	214	0	KAPSET	265	266	270	5	MWAMU	265	265	265	0	BOITO	266	255	255	-11
82	NYAMACHE	210	210	214	4	LITEIN	270	270	270	0	MOKAMA	264	263	264	0	NGORONGO	251	254	254	3
83	TAITO	214	208	214	0	TEGAT	268	270	270	2	ROROK	264	260	264	0	REYNA	250	252	252	2
84	TOMBE	210	214	214	4	TORA	266	268	269	3	SOKOT	254	262	264	10	SIRET		252	252	
85	TOROR	211	212	214	3	KOBEL	264	260	268	4	TEGAT	260	264	264	4	MARAMBA	250	244	250	0
86	KARIRANA		197	212		KAPSARA	260	264	268	8	CHELAL	266	260	262	-4	DL TEAS	248	242	250	2
87	ROROK	210	210	212	2	KIBWARI	267	266	268	1	MABAYI	252	261	261	9	KAIMOSI	254	250	250	-4
88	KOBEL	207	198	210	3	KEPCHOMO	268	265	267	-1	PFUNDA	260	260	260	0	TAITO		250	250	
89	REYNA	199	202	210	11	ROROK	266	265	267	1	REYNA	247	258	260	13	TINDERET	248	247	250	2
90	DL TEAS	206	210	210	4	KARIRANA	261	260	266	5	ITUMBE	265	260	260	-5	MBOGO TEA	240	248	248	8
91	MOKAMA	210	210	210	0	KIP KOIMET	264	264	266	2	KIBWARI	260	256	260	0	CHANGOI	246	246	246	0
92	TEGAT	212	210	210	-2	SOKOT	262	264	266	4	NJERU	260	260	260	0	TOIYOI		242	242	
93	SIRET	208	200	204	-4	CHEBANGO	265	263	265	0	TINDERET	244	246	258	14	METTARORA	237	239	241	4
94	EMROK	180	200	200	20	MANARET	262	260	264	2	CHEBANGO	250	257	257	7	SITOI	238	241	241	3
95	CHEBUT	208	195	200	-8	NJERU	265	255	264	-1	KAPCHORUA	254	255	257	3	ARROKET		239	240	
96	MARAMBA	174	160	196	22	SIRET	261	258	260	-1	TORA	252	255	257	5	KIPKEBE	236	237	238	2
97	CHEBANGO	197	195	196	-1	CYOHOKA	252	260	260	8	NGORONGO	252	250	256	4	SETYON	242	235	236	-6
98	NGORONGO	187	190	192	5	KIPCHABO	256	252	260	4	DL TEAS	250	250	256	6	SAPTET	219	225	234	15
99	KIPCHABO	186	190	192	6	MASINGI	260	260	260	0	KAIMOSI	254	250	256	2	ELGON TEA		230	230	
100	SIOMO		180	186		MBOGO TEA	246	248	258	12	KEPCHOMO	252	254	256	4	KIPTENDEN	230	230	230	0
101	SETYON	180	180	185	5	DL TEAS	248	247	256	8	MANARET	250	252	254	4	KELUNET	220	224	224	4
102	ELGON TEA		182	182		RUKERI	256	256	256	0	NDARAWETTA	248	254	254	6	LELAGOIN		224	224	
103	MBOGO TEA	186	180	180	-6	NDARAWETTA	250	232	255	5	TAITO	252	250	254	2	CUPATEA	222	222	222	0
104	TINET	154	171	171	17	MARAMBA	250	244	252	2	MARAMBA	250	250	252	2	KIBENA		222	222	
105	CHEMAMUL		170	170		NGORONGO	245	240	251	6	SIRET	252	252	252	0	KIPTAGICH		222	222	
106	KAYONZA	178	170	170	-8	REYNA	245	232	250	5	CHANGOI	246	248	248	2	TINET	215	222	222	7
107	KIPTAGICH	159	162	165	6	SETYON	249	245	249	0	BONDET	240	247	247	7	KIPSINENDE	216	222	222	6
108	TILYA		165	165		CHANGOI	248	248	248	0	KIPCHABO	245	245	247	2	TILYA	213	222	222	9
109	KIPSINENDE	157	158	158	1	KAIMOSI	248	248	248	0	KEBEN	240	244	246	6	ITONA	218	220	220	2
110	KIPKEBE	142	154	154	12	KAPCHORUA	250	248	248	-2	MBOGO TEA	242	239	244	2	BUHWEJU	208	216	218	10
111	LELAGOIN	145	135	149	4	KEBEN	248	248	248	0	SIOMO	236	232	244	8	MOGENI	206	218	218	12
112	ITONA	136	149	149	13	TAITO	246	246	248	2	TOIYOI	240	242	242	2	GLOBAL VILLAGE	200	216	216	16
113	IGARA	160	142	148	-12	TINDERET	240	244	248	8	SITOI	238	239	241	3	KABIANGA	204	216	216	12
114	MUGOMA	140	140	144	4	EMROK	240	246	246	6	ARROKET	244	235	240	-4	MUZIZI	218	214	216	-2
115	SWAZI	139	132	142	3	TINET		240	246		EMROK	244	240	240	-4	SWAZI	214	216	216	2
116	BUGAMBE		138	140		ARROKET	240	242	245	5	KIPKEBE	230	240	240	10	KYAMUHUNGA		214	214	
117	KIBENA	145	135	139	-6	SITOI	243	245	245	2	SETYON	242	234	240	-2	LIVINGSTONIA		199	212	
118	MUZIZI		137	137		ELGON TEA		238	240		KERITOR		240	240		BUGAMBE	190	206	208	18
119	KYAMUHUNGA	140	136	136	-4	CHEMAMUL	242	240	240	-2	MASINGI		240	240		ANKOLE	184	148	206	22
120	MONIKO		136	136		KERITOR	245	238	240	-5	CHEMAMUL	238	236	238	0	NAMAYIBA	156	150	202	46

121	ANKOLE	138	128	134	-4	SIOMO	238	232	240	2	MATUTA	222	238	238	16	KAKONDE	194	202	202	8
122	MWENGE	133	134	134	1	METTARORA	236	235	238	2	TILUET	214	234	238	24	KIKO	208	188	202	-6
123	BUZIRASAGAMA	132	132			KIPSINENDE	231	237	237	6	METTARORA	237	237	237	0	SAKAWA	209	200	200	-9
124	NYAMBYA	135	132	132	-3	KAYONZA	232	236	236	4	SAPTET	227	234	236	9	BUZIRASAGAMA	204	200	200	-4
125	IKANGA	128	130	130	2	MATUTA	236	236	236	0	SISIBA		232	236		KAHUNA	170	196	196	26
126	KIAMARA		130	130		TILUET	235	234	236	1	TILYA	209	234	234	25	KIAMARA	156	188	188	32
127	KIJURA	130	128	130	0	TILYA	236	225	236	0	KAYONZA	232	228	232	0	MITYANA	144	186	188	44
128	LIVINGSTONIA		129	129		TOIYOI	238	234	236	-2	TINET	224	225	231	7	TORO	174	184	188	14
129	HIMA	140	128	128	-12	SISIBA	230	225	233	3	ELGON TEA		220	230		DINDIRA		184	184	
130	KASAKU	135	128	128	-7	CHIMCHIM	216	226	230	14	KIPTAGICH	229	229	230	1	MUNOBWA	192	176	176	-16
131	TORO	140	125	128	-12	KELUNET	225	226	230	5	KIPTENDEN	230	230	230	0	MABALE	142	139	170	28
132	HERKULU		126	126		KIPTAGICH		230	230		LELAGOIN	220	226	230	10	RUSEKERE	154	168	168	14
133	NAMAYIBA		125	125		CUPATEA	227	225	229	2	MUFINDI	222	222	226	4	IKANGA	166	166	168	2
134	RUSEKERE	128	125	125	-3	LELAGOIN	225	194	229	4	KAISUGU	211	218	224	13	HIMA	160	158	158	-2
135	CHIVANJEE	130	125	125	-5	MUGOMA	228	225	228	0	CHIMCHIM	212	217	222	10	KIJURA	150	150	150	0
136	MABALE	135	125	125	-10	KABIANGA	230	228	228	-2	CUPATEA	217	220	222	5	KIGUMBA	146	144	144	-2
137	SALAMA	128	125	125	-3	BUHWEJU	222	220	226	4	KIBENA	214	216	222	8	ARC MOUNTAIN				
138	BWINDI		120	124		SAKAWA	200	225	225	25	ITONA	224	220	222	-2	BONDET				
139	ARC MOUNTAIN					KIBENA	216	209	220	4	KIGEZI HIGHLAN	208	220	222	14	CHEBOSWA				
140	ARROKET					ITONA	212	200	220	8	MOGENI	210	205	222	12	CHIMCHIM				
141	BONDET					IGARA	218	218	218	0	KELUNET	220	220	220	0	EMROK				
142	BUHWEJU					MONIKO		200	216		MUGOMA	212	216	220	8	GATARE				
143	CHEBOSWA					LIVINGSTONIA	205	200	214	9	IGARA	220	220	220	0	GISOVU				
144	CHIMCHIM					MAGURA	212	210	214	2	KABIANGA	204	216	220	16	HERKULU				
145	CUPATEA					NYARINDA	219	214	214	-5	KYAMUHUNGA	206	162	218	12	JAMJI				
146	DINDIRA					MUFINDI	212	202	210	-2	NYARINDA	204	210	217	13	KAISUGU				
147	JAMJI					BWINDI	208	192	206	-2	LIVINGSTONIA	191	192	216	25	KARAMBI				
148	KAISUGU					KIGEZI HIGHLAN	205	205	205	0	NYAMBYA	210	216	216	6	KERICHO				
149	KARAMBI					KYAMUHUNGA	208	202	204	-4	BWINDI	210	206	214	4	KIMUGU				
150	KELUNET					NAMAYIBA	184	184	203	19	GLOBAL VILLAGE	192	200	214	22	KOIVA				
151	KERICHO					BUGAMBE	190	202	202	12	MAGURA	218	214	214	-4	KORUMA				
152	KIMUGU					GLOBAL VILLAGE	190	190	202	12	BUHWEJU	208	209	213	5	MABROUKIE				
153	KIPTENDEN					SWAZI	194	202	202	8	SAKAWA	205	209	209	4	MANARET				
154	KOIVA					KOIVA	200	190	190	-10	SWAZI	200	207	207	7	MUGOMA				
155	KORUMA					ANKOLE	200	190	190	-10	BUGAMBE	190	180	206	16	NSHILI KIVU				
156	MABROUKIE					BUZIRASAGAMA	200	190	190	-10	MONIKO		204	204		RUTSIRO				
157	MANARET					MUZIZI		190	190		KAKONDE	202	182	200	-2	TAGABI				
158	METTARORA					KIKO		187	187		MUZIZI	198	200	200	2	BULWA				
159	NSHILI KIVU					KIJURA	160	182	182	22	BUZIRASAGAMA	190	190	190	0	BWINDI				
160	RUBAYA					KAKONDE	180	180	180	0	ANKOLE	206	180	188	-18	CHELAL				
161	SAKAWA					MUNOBWA		180	180		MWENGE		168	187		CHEMAMUL				
162	SAPTET					IKANGA	172	164	176	4	NAMAYIBA	156	160	184	28	CHIVANJEE				
163	SITOI					KARAMBI	168	140	170	2	TORO	154	150	184	30	CYOHOKA				
164	TAGABI					RUSEKERE	176	170	170	-6	KAHUNA	154	174	174	20	GACHEGE				
165	BULWA					KIAMARA	164	158	164	0	MABALE	145	140	174	29	GIANCHORE				
166	CHANGOI					MITYANA		145	148		DINDIRA	179	168	172	-7	IGARA				
167	CYOHOKA					MABALE	160	138	144	-16	RUSEKERE	150	166	168	18	IGEMBE				
168	GLOBAL VILLAGE TEA					MAHENYE	152	144	144	-8	IKANGA	162	164	166	4	ITUMBE				
169	KABIANGA					KIGUMBA	140	140	140	0	KIJURA	147	150	166	19	KAPSARA				
170	KAHUNA					KASAKU	147	130	130	-17	KIKO		155	166		KAPTUMO				
171	KAIMOSI					HERKULU		126	126		LUWALA	144	135	162	18	KASAKU				
172	KAKONDE					ARC MOUNTAIN					MITYANA	145	160	160	15	KAYONZA				
173	KAPCHORUA					BONDET					SALAMA	177	160	160	-17	KEBEN				
174	KEBEN					CHEBOSWA					MUNOBWA	160	154	154	-6	KERITOR				
175	KERITOR					DINDIRA					HIMA	150	150	150	0	KIGEZI HIGHLAND				
176	KIGEZI HIGHLAND					JAMJI					KASAKU	150	150	150	0	KINIHIRA				
177	KIGUMBA					KAISUGU					KIAMARA		150	150		KIPCHABO				
178	KIKO					KERICHO					MAHENYE	155	145	145	-10	KWAMKORO				
179	KINIHIRA					KIMUGU					KIGUMBA	148	140	140	-8	LUWALA				

CATALOGUE CLOSING FIGURES – 2017 Vs 2018

Sale No.	2015		2016		2017		2018		Diferencial 2018 Vs. 2017	
	Pkgs	Kilos	Pkgs	Kilos	Pkgs	Kilos	Pkgs	Kilos	Pkgs	Kilos
1	147,165	9,493,191.5	148,451	9,735,654.5	145,178	9,437,045.5	170,026	10,902,243.0	24,848	1,465,197.5
2	143,751	9,289,282.5	139,820	9,199,450.0	140,125	8,593,123.5	165,456	10,623,001.0	25,331	2,029,877.5
3	154,710	9,906,594.5	159,276	10,449,664.5	144,994	9,386,541.5	179,439	11,385,435.0	34,445	1,998,893.5
4	139,364	8,971,223.5	188,659	12,275,549.0	138,097	8,890,671.5	168,997	10,873,246.0	30,900	1,982,574.5
5	138,215	8,882,666.0	159,398	10,393,542.0	124,938	8,054,484.0	162,594	10,480,140.0	37,656	2,425,656.0
6	139,078	8,676,309.0	150,152	9,801,201.0	117,320	7,562,742.7	153,970	9,941,178.0	36,650	2,378,435.3
7	141,725	9,054,005.0	153,397	9,915,132.0	116,361	7,518,587.5	148,003	9,566,966.0	31,642	2,048,378.5
8	140,360	8,991,608.0	154,458	10,019,049.5	115,356	7,439,711.0	144,742	9,391,252.0	29,386	1,951,541.0
9	126,137	8,162,828.5	143,119	9,357,930.0	117,140	7,597,207.0	139,959	9,020,760.0	22,819	1,423,553.0
10	118,447	7,624,848.5	139,747	9,097,239.0	105,840	6,845,830.5	137,540	8,841,378.0	31,700	1,995,547.5
11	116,156	7,582,902.0	144,515	9,424,673.5	103,585	6,720,482.5	126,153	8,199,578.0	22,568	1,479,095.5
12	111,457	7,253,148.5	145,973	9,530,611.0	108,818	7,078,896.5	122,280	7,950,062.0	13,462	871,165.5
13	111,260	7,213,322.0	142,210	9,321,487.0	106,738	6,966,532.5	133,419	8,686,279.0	26,681	1,719,746.5
14	108,238	7,068,589.0	150,415	9,774,359.5	111,839	7,331,690.5	126,598	8,187,381.0	14,759	855,690.5
15	103,540	6,756,161.5	151,648	9,914,957.5	117,718	7,672,851.0	129,007	8,426,139.0	11,289	753,288.0
16	103,558	6,793,729.5	147,839	9,679,159.0	130,737	8,495,693.0	130,302	8,519,375.0	- 435	23,682.0
17	91,359	5,913,640.0	153,600	10,060,731.0	133,590	8,719,546.0	144,877	9,463,195.0	11,287	743,649.0
18	88,870	5,793,234.0	151,268	10,502,473.0	132,188	8,612,581.5	161,933	10,628,353.0	29,745	2,015,771.5
19	97,877	6,325,414.5	152,683	9,983,086.0	131,831	8,558,320.5	163,252	10,697,993.0	31,421	2,139,672.5
20	95,917	6,255,617.5	142,133	9,369,893.0	134,729	8,763,410.0	167,272	10,932,188.0	32,543	2,168,778.0
21	105,301	6,860,389.0	144,104	9,509,564.0	131,634	8,550,796.0	163,267	10,680,522.0	31,633	2,129,726.0
22	126,760	8,271,169.5	146,216	9,600,156.0	131,700	8,572,204.0	158,259	10,326,586.0	26,559	1,754,382.0
23	128,075	8,350,540.0	143,286	9,455,061.0	137,700	8,897,500.0	158,710	10,310,596.0	21,010	1,413,096.0
24	132,269	8,542,152.5	148,330	9,714,505.0	132,606	8,644,644.0			- 132,606	- 8,644,644.0
25	122,540	7,885,358.5	146,750	9,575,912.5	130,856	8,539,642.0			- 130,856	- 8,539,642.0
26	115,820	7,454,433.5	140,955	9,185,569.0	134,420	8,734,861.0			- 134,420	- 8,734,861.0
27	103,079	6,497,391.0	128,199	8,441,443.0	137,592	8,961,409.0			- 137,592	- 8,961,409.0
28	104,121	6,623,266.0	129,427	8,405,546.0	139,587	9,082,566.0			- 139,587	- 9,082,566.0
29	108,008	6,955,793.5	124,024	8,100,347.0	136,100	8,885,641.0			- 136,100	- 8,885,641.0
30	108,691	6,959,013.0	116,127	7,517,405.5	127,020	8,224,195.0			- 127,020	- 8,224,195.0
31	105,873	6,799,496.0	118,392	7,648,417.0	116,082	7,525,278.0			- 116,082	- 7,525,278.0
32	108,114	6,969,936.0	121,941	7,968,002.0	109,583	7,112,977.0			- 109,583	- 7,112,977.0
33	112,658	7,309,670.0	114,684	7,411,426.0	117,196	7,560,646.0			- 117,196	- 7,560,646.0
34	127,634	8,264,301.0	115,065	7,401,593.0	124,100	7,974,797.0			- 124,100	- 7,974,797.0
35	117,496	7,627,780.0	111,398	7,162,051.0	134,339	8,736,776.0			- 134,339	- 8,736,776.0
36	122,536	7,966,281.0	103,211	6,620,776.0	133,343	8,692,718.0			- 133,343	- 8,692,718.0
37	126,530	8,203,020.0	105,363	6,801,861.0	131,860	8,589,806.0			- 131,860	- 8,589,806.0
38	119,001	7,777,556.0	105,991	6,874,694.0	136,152	8,913,732.0			- 136,152	- 8,913,732.0
39	111,481	7,239,521.5	102,399	6,593,834.0	132,480	8,632,611.0			- 132,480	- 8,632,611.0
40	101,483	6,622,758.0	93,697	6,101,035.0	129,850	8,468,285.0			- 129,850	- 8,468,285.0
41	107,818	7,049,132.0	100,438	6,506,134.0	137,560	8,931,039.0			- 137,560	- 8,931,039.0
42	118,170	7,748,847.5	113,860	7,296,708.0	147,380	9,566,121.5			- 147,380	- 9,566,121.5
43	120,677	7,928,530.5	113,933	7,409,459.5	143,755	9,362,940.0			- 143,755	- 9,362,940.0
44	125,671	8,229,490.0	113,258	7,400,472.0	150,080	9,803,157.5			- 150,080	- 9,803,157.5
45	135,680	8,917,671.0	115,579	7,575,449.0	138,321	9,075,225.0			- 138,321	- 9,075,225.0
46	147,214	9,690,340.5	118,525	7,716,618.5	151,239	9,885,740.0			- 151,239	- 9,885,740.0
47	154,592	10,029,678.0	126,695	8,229,984.0	162,135	10,607,228.0			- 162,135	- 10,607,228.0
48	148,029	9,688,808.0	133,650	8,694,053.5	167,935	10,903,011.0			- 167,935	- 10,903,011.0
49	150,710	9,887,393.0	132,838	8,544,808.0	172,760	11,213,580.0			- 172,760	- 11,213,580.0
50	146,819	9,649,589.0	136,984	8,747,685.0	178,260	11,522,884.0			- 178,260	- 11,522,884.0
51	151,404	9,922,846.0	141,000	9,192,163.0						
Total	6,231,438	403,930,467.0	6,825,080	445,208,574.5	6,630,747	430,417,958.7	3,456,055	224,033,846.0	-3,174,692	-206,384,112.7



WEATHER REPORT

KENYA

For the week ending 21st, May, 2018, both West and East of Rift tea growing region experienced cool, cloudy and wet weather pattern throughout the week under review. Some lower regions were flooded while hilly regions were affected by landslides. Green leaf quantities decline to 50 to 80 tons mainly due to persistent low temperatures which have prevailed for sometimes now.

UGANDA

Western Uganda received 41mm average rainfall during last week. Fort Portal area received 20mm of rainfall and experienced 28⁰C maximum and 21⁰C minimum temperatures. Hoima received 17mm of rainfall. Kibale received 72mm of rainfall and experienced 27⁰C maximum and 21⁰C minimum temperatures while Bushenyi received 55mm of rainfall and experienced 13⁰C minimum and 26⁰C maximum temperatures.

Crop level slightly rising.

COMBROK LIMITED

.....