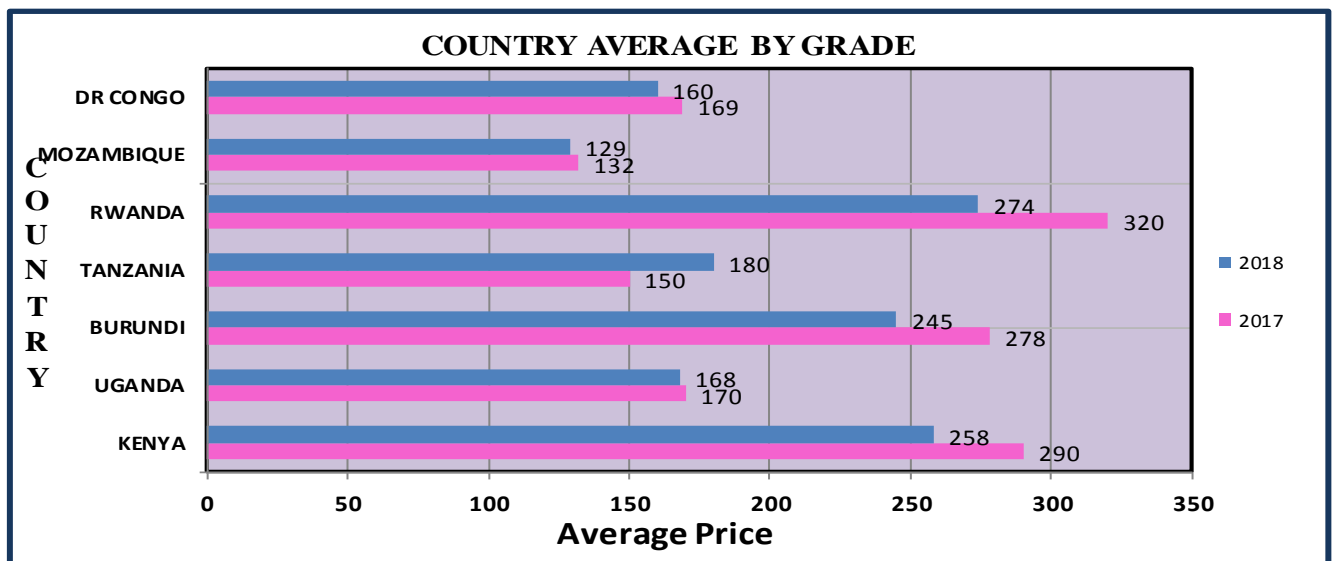


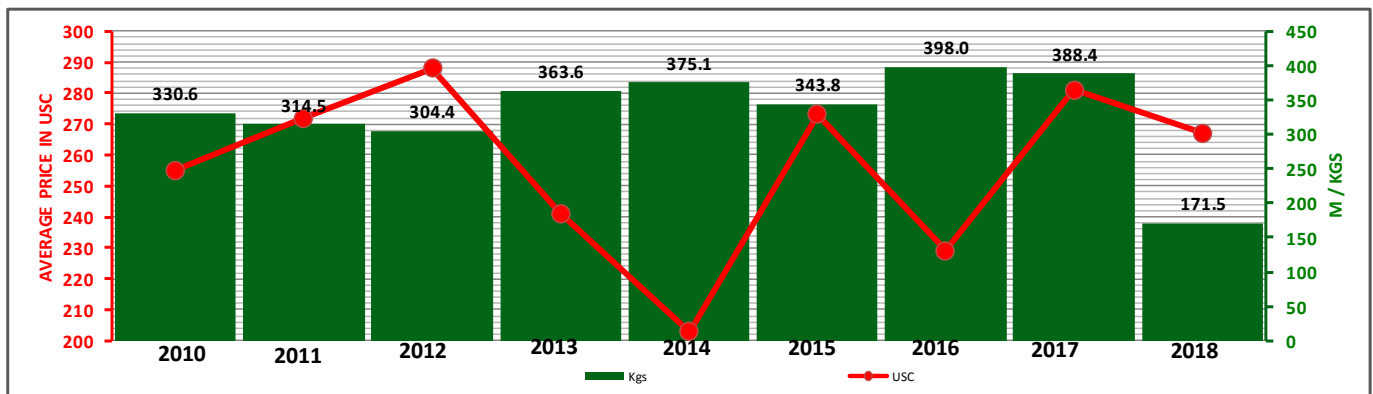
Mombasa Auction: Country Average Prices in US Cents Sale 20 (2017 vs. 2018)

COUNTRY	AV 2017	AV 2018	BP1	PF1	PD	D1	BP	PF	D	FNGS	BMF
KENYA	290	258	228	283	254	268	154	180	155	173	128
UGANDA	170	168	136	197	185	179	131	152	162	141	126
BURUNDI	278	245	205	265	261	266			201	185	
TANZANIA	150	180	132	201	200	193	130	134	127	148	127
RWANDA	320	274	270	293	275	284	218	252	232	214	155
MOZAMBIQUE	132	129							129		
DR CONGO	169	160				160					
ALL AUCTION AVERAGE	275	244	222	274	245	251	177	168	159	164	127



Mombasa Auction - Auction Quantities & Average Prices 2010 - 2018

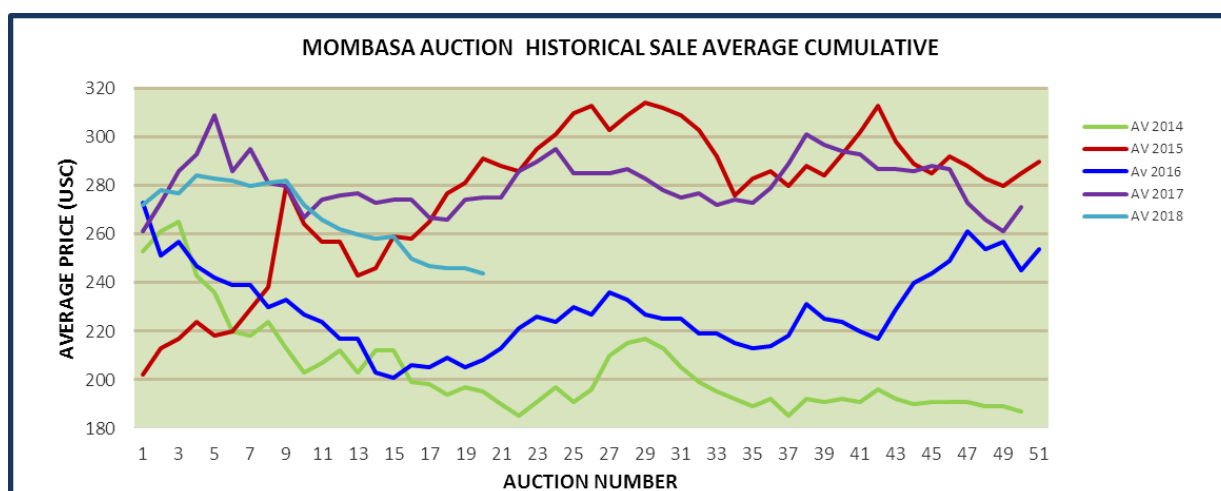
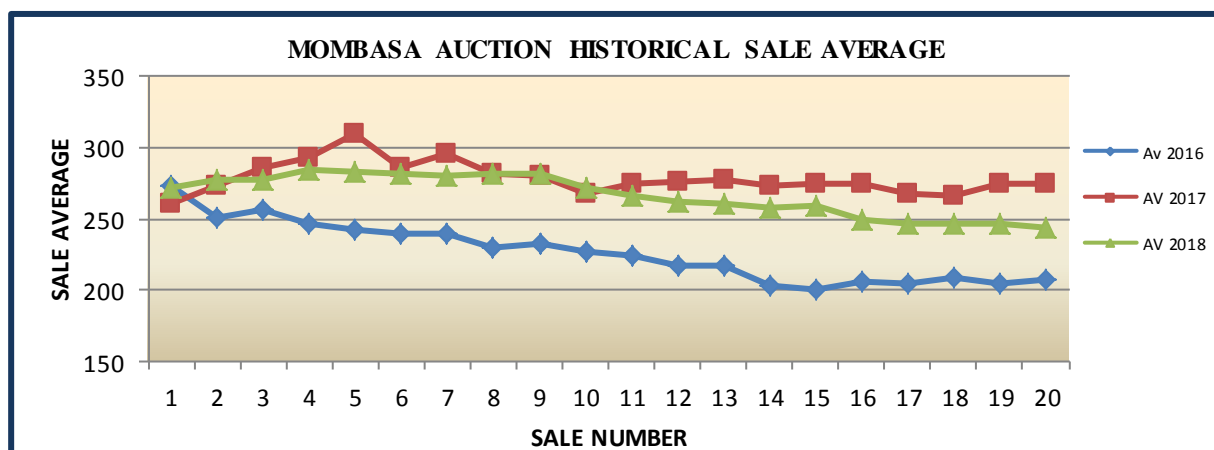
	Jan		Feb		Mar		Apr		May		Jun		Jul		Aug		Sep		Oct		Nov		Dec		Total			
	Kgs	USC	Kgs	USC	Kgs	USC	Kgs	USC	Kgs	USC	Kgs	USC	Kgs	USC	Kgs	USC	Kgs	USC	Kgs	USC	Kgs	USC	Kgs	USC	Kgs	USC		
2018	49.3	279	34.3	281	29.6	265	39.9	252	19.5	245																	171.5	267
2017	40.9	284	25.4	285	25.2	274	28.7	272	38.7	275	31.0	289	31.2	283	27.1	275	32.3	286	40.9	291	35.5	283	31.3	266			388.4	281
2016	37.0	256	36.6	237	40.7	223	35.3	204	44.4	212	34.2	227	29.2	231	21.7	218	23.8	222	24.6	223	36.3	250	23.6	252			398.0	229
2015	33.5	214	31.0	227	30.2	254	22.4	257	21.2	285	35.4	300	21.9	310	22.4	294	32.1	284	25.3	302	32.4	289	35.4	285			343.8	273
2014	25.1	256	30.6	224	36.6	208	21.8	207	35.7	196	44.9	191	28.1	205	24.6	203	33.2	190	28.1	192	33.6	191	32.8	189			375.1	203
2013	35.7	305	29.9	292	28.5	264	32.0	237	31.5	239	34.7	231	34.6	229	25.5	228	24.0	213	28.4	202	32.5	210	26.5	234			363.6	241
2012	36.1	264	27.2	265	23.9	274	22.8	279	17.8	281	24.1	289	26.8	299	22.6	309	21.9	304	31.8	297	27.9	304	21.4	307			304.4	288
2011	24.8	294	24.6	277	31.4	274	17.1	266	32.9	262	30.4	271	25.4	282	26.2	282	20.8	267	23.4	265	33.8	266	23.8	261			314.5	272
2010	27.9	284	29.1	295	33.5	280	24.6	261	41.6	235	33.7	222	27.2	216	25.1	250	17.9	249	18.3	250	30.5	254	21.0	270			330.6	255



April includes sold kilos and average price for sale 19 and 20 only.

Mombasa Auction - Historical Averages Comparative 2016 - 2018

SALE NO.	Av 2016	AV 2017	AV 2018	2018 BP1	2018 PF1	2018 PD	2018 D1	2018 BP2	2018 PF2	2018 D2	2018 FNCS	2018 BMF
1	273	261	272	262	287	293	290	195	185	185	171	142
2	251	273	278	277	294	298	299	201	180	184	174	138
3	257	286	277	276	301	298	302	196	175	188	166	131
4	247	293	284	278	310	298	303	204	184	191	169	130
5	242	309	283	269	306	301	310	204	179	201	169	126
6	239	286	282	277	303	300	317	190	175	197	164	125
7	239	295	280	274	300	302	309	202	186	204	166	131
8	230	281	281	278	298	301	307	203	180	199	169	129
9	233	280	282	284	300	300	304	197	182	195	172	130
10	227	267	272	263	289	296	301	199	187	204	171	131
11	224	274	266	262	284	279	278	210	178	194	169	128
12	217	276	262	256	279	282	282	185	181	186	167	127
13	217	277	260	253	288	261	268	187	181	179	172	130
14	203	273	258	253	281	264	270	189	185	180	171	137
15	201	274	259	256	281	262	269	179	183	172	168	136
16	206	274	250	247	273	259	264	197	181	172	167	131
17	205	267	247	241	274	244	254	192	186	179	170	127
18	209	266	246	227	271	249	253	176	176	171	164	128
19	205	274	246	227	273	248	254	171	172	168	164	129
20	208	275	244	222	274	245	251	177	168	159	164	127
Average	227	278	267	258	289	279	284	194	180	185	168	131



BUYERS' PURCHASES SALE 20 2018

Buyer	% Sold	Totals	BP1	PF1	PD	DUST1	BP2	PF2	DUST2	FNGS	BMF
CHAI TRADING	14.44	21,155	4,000	13,598	2,040	1,280	60	97	40	40	0
JAMES FINLAY	12.56	18,400	1,940	6,260	6,260	2,000	0	720	500	720	0
CARGILL KENYA	11.65	17,060	2,860	8,880	5,320	0	0	0	0	0	0
L.A.B.	10.73	15,720	840	3,760	8,160	2,880	0	0	60	20	0
VAN REES KENYA	8.27	12,114	3,200	2,760	4,314	1,380	0	100	80	280	0
SSOE (KENYA)	5.96	8,736	2,517	1,600	680	1,200	140	559	980	1,060	0
DEVCHAND	3.96	5,800	200	5,600	0	0	0	0	0	0	0
GLOBAL TEA & MOMBASA COFFEE	3.67	5,370	160	1,160	320	0	0	0	680	0	3,050
IMPERIAL TEAS	3.16	4,623	1,200	1,268	780	760	215	80	320	0	0
COFFTEA AGENCIES	3.04	4,460	1,920	520	40	0	0	260	0	1,720	0
AL-EMIR LTD	3.00	4,400	360	3,400	440	160	0	0	20	20	0
M.J. CLARKE LTD	2.03	2,980	120	180	1,480	760	0	100	220	120	0
SHAKAB	1.85	2,714	520	1,794	120	80	0	120	40	40	0
RANFER TEAS K	1.42	2,080	760	340	320	560	0	0	40	20	40
STANSAND (A) LTD	1.19	1,740	40	40	1,080	0	0	220	0	360	0
CHAMU SUPPLIES	1.04	1,520	560	440	120	200	140	0	60	0	0
MARA CHAI LIMITED	0.87	1,280	580	240	0	0	0	0	0	460	0
LINDOP & COMPANY	0.83	1,220	40	1,060	0	120	0	0	0	0	0
AFRO TEAS LIMITED	0.59	860	0	0	0	0	0	160	120	280	300
ALIBHAI RAMJI	0.45	660	0	620	0	0	0	40	0	0	0
AIMCO	0.44	640	40	0	0	0	0	60	60	140	340
MAYMUN	0.44	640	0	0	0	0	160	220	0	220	40
GOKALTRADING	0.42	620	280	0	0	0	0	0	340	0	0
KIRINDO TRADERS	0.42	620	360	0	0	0	80	0	0	0	180
McLEOD RUSSEL	0.42	620	40	120	0	240	0	20	80	120	0
ABBAS TRADERS	0.40	580	0	440	0	0	0	140	0	0	0
AL-ITIHAD LIMITED	0.40	580	0	0	320	260	0	0	0	0	0
Green Leaf Trading	0.40	580	0	0	0	0	0	0	0	200	380
TANZIIL TRADING	0.37	540	0	0	0	0	0	0	0	100	440
SARDIA	0.35	520	0	0	0	0	0	40	60	180	240
SUMMER LINER	0.26	380	200	0	0	0	140	20	0	20	0
PWANI HAULIERS	0.25	360	120	0	0	0	60	160	20	0	0
LULA TRADING	0.23	340	0	0	0	0	0	0	0	0	340
TROPICAL CROPS & AEON TEA KENYA	0.20	300	120	0	20	0	0	0	0	60	100
Cyrstal Links Ltd	0.18	260	180	0	40	0	0	40	0	0	0
TANJAL TEA	0.08	120	0	0	80	40	0	0	0	0	0
INDO-AFRICAN TEA	0.07	100	40	0	40	0	0	20	0	0	0
TRUST TEA	0.05	80	40	0	0	0	0	0	0	40	0
AFRIBRIDGE TRADE	0.04	60	0	0	60	0	0	0	0	0	0
BURALE CLEARING	0.03	40	0	0	0	0	0	0	0	0	40
RIOTANA TRADING	0.03	40	0	0	0	0	40	0	0	0	0

Kilos Sold By Country - Sale no. 20 & Cumulative to date (2017 vs 2018)

	Current Sale 20/2018		Same Sale Last Year 20/2017		Year To Date Sale 01-20/2018		Last Year To Date Sale 01-20/2017	Variance 2018 vs 2017
	Pkgs	Kilos	Pkgs	Kilos	Pkgs	Kilos	Kilos	Kilos
KENYA	108,680	7,342,849.00	91,980	6,119,454.00	1,983,437	132,884,291.30	118,935,207.00	13,949,084
UGANDA	19,139	1,101,145.00	13,460	787,728.00	365,888	20,492,350.00	17,770,817.00	2,721,533
BURUNDI	3,120	197,427.00	3,179	205,204.00	52,238	3,326,978.00	3,420,091.00	(93,113)
TANZANIA	7,710	429,653.00	3,810	197,680.50	100,193	5,459,543.00	2,248,056.00	3,211,487
RWANDA	7,363	501,750.00	6,780	460,433.50	126,846	8,614,574.00	8,049,376.00	565,198
MALAWI							24,120.00	(24,120)
MADAGASCAR							39,900.00	(39,900)
MOZAMBIQUE	440	30,756.00	1,140	62,628.00	6,711	315,255.00	215,838.00	99,417
DR CONGO	40	2,876.00	240	14,648.00	2,120	133,240.00	268,744.00	(135,504)
ETHIOPIA					5,400	246,626.00	237,075.00	9,551
TOTALS:	146,492	9,606,456.00	120,589.0	7,847,776.00	2,642,833	171,472,857.30	151,209,224.00	20,254,082

Actual Packages on offer for coming sale 21 of 21st & 22nd May, 2018 (By Grade / by Country)

	BP1	PF1	PD	DUST1	BP2	PF2	DUST2	FNGS	BMF	Total
KENYA	18,360	53,040	27,500	10,840	840	620	2,340	3,520	2,110	119,170
UGANDA	2,400	4,060	6,000	2,700	660	2,137	1,180	3,020	3,380	25,537
RWANDA	1,680	2,400	1,440	720	500	280	380	160	180	7,740
TANZANIA	400	3,080	1,100	400	360	300	120	560	740	7,060
BURUNDI	1,080	1,520	520	160	0	0	80	360	0	3,720
MOZAMBIQUE	0	0	0	40	0	0	0	0	0	40
Total	23,920	64,100	36,560	14,860	2,360	3,337	4,100	7,620	6,410	163,267

Upcoming Auction Offerings by Country

Sale no. 21 and 22/ 2018

COUNTRY	Sale 20/ 2018 (Actual packages)		Sale 21/ 2018		VARIANCE
	Pkgs	Kgs	Pkgs	Kgs	
KENYA	122,940.00	8,269,978.00	118,610.00	8,024,043.00	(245,935.00)
UGANDA	23,400.00	1,362,615.00	26,097.00	1,496,908.00	134,293.00
RWANDA	8,202.00	557,785.00	7,740.00	527,996.00	(29,789.00)
BURUNDI	3,380.00	213,345.00	3,720.00	233,989.00	20,644.00
TANZANIA	8,730.00	483,809.00	7,060.00	394,798.00	(89,011.00)
D R CONGO	200.00	13,900.00			(13,900.00)
MOZAMBIQUE	440.00	30,756.00	40.00	2,788.00	(27,968.00)
TOTALS:	167,292.00	10,932,188.00	163,267	10,680,522.00	(251,666.00)

MAIN GRADE COMPARATIVE RANKINGS – SALE 20 2018

Mark	BP1				Mark	PF1				Mark	PD				Mark	DUST1			
	Pre	Lo	High	De		Prev	Low	Hig	Dev		Pre	Low	Hig	De		Prev	Lo	Hig	Dev
1 NYABIHU	448	436	440	-8	NYABIHU	342	330	350	8	KITABI	322	310	315	-7	GATHUTHI	333	335	337	4
2 KITABI	442	410	410	-32	KATHANGARIRI	340	326	336	-4	RUBAYA	320	312	312	-8	KITABI	327	336	336	9
3 RUTSIRO		354	354		MUNUNGA	338	334	336	-2	GATHUTHI	308	306	308	0	KIMUNYE	330	327	330	0
4 IMENTI	320	300	336	16	GATHUTHI	339	334	334	-5	KATHANGARIRI	302	300	304	2	RUBAYA	310	321	321	11
5 NSHILI KIVU	352	318	325	-27	KIMUNYE	330	320	330	0	GITUGI	292	286	302	10	IMENTI	313	312	318	5
6 MATA	296	280	324	28	KITABI	322	322	328	6	KIMUNYE	302	302	302	0	MUNUNGA	306	314	314	8
7 GATARE	332	310	310	-22	RUKURIRI	330	320	328	-2	RUKURIRI	300	296	302	2	RUKURIRI	305	308	314	9
8 KATHANGARIRI	330	302	307	-23	IMENTI	329	316	320	-9	MUNUNGA	302	292	298	-4	KATHANGARIRI	313	308	312	-1
9 RUBAYA	400	306	306	-94	KANGAITA	324	314	318	-6	NJUNU	292	290	296	4	KANGAITA	305	311	311	6
10 GITUGI	306	260	301	-5	GITUGI	317	310	316	-1	KAMBAA	282	284	294	12	MUNGANIA	302	290	298	-4
11 GITHONGO	308	270	299	-9	MUNGANIA	322	308	315	-7	KANGAITA	298	288	293	-5	GATUNGURU	280	275	296	16
12 THUMAITA	260	238	294	34	NJUNU	316	310	314	-2	GACHARAGE	298	290	292	-6	GITUGI	287	294	296	9
13 KARONGI	285	277	290	5	NDIMA	314	305	311	-3	IMENTI	308	288	290	-18	NJUNU	300	292	296	-4
14 RUKURIRI	286	260	286	0	NGERE	314	304	311	-3	MUNGANIA	301	284	290	-11	MAKOMBOKI	292	286	292	0
15 GACHARAGE	300	285	285	-15	RUBAYA	307	307	310	3	NDIMA	290	280	288	-2	NDIMA	290	292	292	2
16 KIMUNYE	290	270	284	-6	MAKOMBOKI	311	304	308	-3	THETA	288	280	288	0	NGERE	304	286	292	-12
17 MUSHUBI		272	276		GACHARAGE	314	305	307	-7	CHINGA	284	280	286	2	GACHARAGE	300	290	290	-10
18 MUNGANIA	289	270	272	-17	CHINGA	308	300	306	-2	RAGATI	284	280	286	2	IKUMBI	302	282	289	-13
19 THETA	278	240	272	-6	GITHONGO	310	303	306	-4	GITHONGO	286	280	286	0	KAMBAA	280	289	289	9
20 GISOVU	255	268	268	13	IKUMBI	310	303	306	-4	IKUMBI	292	284	286	-6	KARONGI	277	288	288	11
21 NJUNU	288	260	266	-22	KAMBAA	306	304	306	0	IRIAINI	285	280	286	1	RAGATI	285	286	288	3
22 KAMARYA	244	240	264	20	KIEGOI	308	304	306	-2	KIEGOI	284	280	286	2	GITHONGO	284	280	288	4
23 KANGAITA	260	252	262	2	KAGWE	310	302	304	-6	KINORO	284	280	286	2	THUMAITA	290	288	288	-2
24 NGERE	260	236	256	-4	KINORO	308	300	304	-4	MAKOMBOKI	290	280	286	-4	MUSHUBI		278	286	
25 MOMUL	250	232	254	4	KIONYO	307	302	304	-3	NGERE	290	284	286	-4	NDUTI	284	280	286	2
26 KIONYO	242	230	254	12	THETA	308	300	304	-4	GISOVU		285	285		KIONYO	282	277	285	3
27 KAMBAA	254	250	252	-2	RAGATI	302	300	302	0	GATARE		284	284		GITHAMBO	284	283	284	0
28 MUNUNGA	265	235	252	-13	GITHAMBO	308	298	302	-6	OLENG	278	270	284	6	KAGWE	298	276	284	-14
29 CHEMOMI	246	240	251	5	NDUTI	304	300	302	-2	GATUNGURU	283	284	284	1	NDARUGU	298	278	284	-14
30 CHINGA	244	236	250	6	THUMAITA	308	300	302	-6	GITHAMBO	284	278	284	0	CHINGA	281	279	282	1

31	IRIAINI	268	233	250	-18	GATUNGURU	302	300	300	-2	NDARUGU	286	278	284	-2	IRIAINI	282	275	282	0
32	KAGWE	242	238	250	8	IRIAINI	300	300	300	0	THUMAITA	289	284	284	-5	KINORO	284	280	282	-2
33	KIEGOI	267	238	250	-17	KIRU	303	298	300	-3	MICHI	286	280	282	-4	KIRU	287	282	282	-5
34	NYANKOBA	242	236	249	7	NDARUGU	302	297	300	-2	NSHILI KIVU	280	282	282	2	THETA	300	280	282	-18
35	GATUNGURU	278	240	248	-30	WERU	302	300	300	-2	KAGWE	286	280	282	-4	SIONGO	272	281	281	9
36	IKUMBI	260	236	248	-12	IGEMBE	300	295	299	-1	MATA	280	280	280	0	MATA	275	279	280	5
37	NDARUGU	260	236	248	-12	MICHI	298	290	298	0	KIONYO	284	280	280	-4	OLENG	280	278	280	0
38	NDIMA	260	240	248	-12	MOMUL	300	293	298	-2	KIRU	286	280	280	-6	KIEGOI	284	278	280	-4
39	SANGANYI	234	214	248	14	MATA	288	288	296	8	NDUTI	284	280	280	-4	SANGANYI	286	270	280	-6
40	GATHUTHI	260	244	246	-14	MATAARA	300	296	296	-4	WERU	288	280	280	-8	WERU	280	278	280	0
41	IGEMBE	235	232	246	11	GATARE	282	294	295	13	MUSHUBI	278	278			GISAKURA	269	279	279	10
42	MAKOMBOKI	245	230	245	0	GISOVU	291	294	294	3	IGEMBE	284	278	278	-6	MATAARA	290	278	278	-12
43	KANYENYA	238	230	244	6	GACHEGE	290	290	294	4	KANYENYA	280	278	278	-2	NYANKOBA	280	278	278	-2
44	RAGATI	250	230	242	-8	KANYENYA	294	290	294	0	MATAARA	284	278	278	-6	MOMUL	285	276	277	-8
45	OLENG	236	222	240	4	SANGANYI	293	288	294	1	IJENDA	274	258	277	3	TIRGAGA	270	276	276	6
46	GITHAMBO	250	240	240	-10	NSHILI KIVU	293	290	293	0	MOMUL	281	274	276	-5	KANYENYA	280	270	275	-5
47	WERU	246	235	240	-6	SHAGASHA	289	284	292	3	SHAGASHA	272	270	275	3	TEZA	274	275		
48	GISAKURA	231	236	238	7	NYANKOBA	294	288	292	-2	GACHEGE	282	275	275	-7	MULINDI	275	264	272	-3
49	KINORO	245	234	238	-7	KARONGI	288	286	290	2	NYANKOBA	276	270	272	-4	GIANCHORE	272	272		
50	KIRU	255	232	238	-17	GISAKURA	283	287	289	6	SIONGO	274	266	272	-2	MOGOGO	264	270	270	6
51	MICHI	238	220	232	-6	GIANCHORE	288	286	288	0	GISAKURA	268	270	270	2	SHAGASHA	270	270		
52	GIANCHORE	234	214	232	-2	SIONGO	285	282	288	3	SANGANYI	272	266	270	-2	GACHEGE	257	270	270	13
53	TEZA	222	230	232	10	TIRGAGA	279	281	286	7	GIANCHORE	270	264	268	-2	KAPKATET	265	270	270	5
54	MATAARA	242	230	230	-12	OLENG	294	283	285	-9	KAPKATET	270	264	268	-2	RWEGURA	264	270	270	6
55	SHAGASHA	249	220	228	-21	OGEMBO	280	276	284	4	KAPSET	268	264	267	-1	KAPKO	262	266	268	6
56	MWAMU	232	220	228	-4	KEBIRIGO	282	274	282	0	TEZA	265	265	267	2	MICHI	274	268	268	-6
57	SIONGO	232	220	228	-4	KAPKATET	282	278	281	-1	KAPKO	264	264	266	2	OGEMBO	272	268	268	-4
58	KEBIRIGO	242	210	227	-15	MWAMU	280	275	281	1	KARONGI	275	266	266	-9	MWAMU	264	267	267	3
59	PFUNDA	206	215	226	20	MUSHUBI	272	280			MOGOGO	270	263	266	-4	PFUNDA	256	264	266	10
60	NDUTI	238	224	225	-13	PFUNDA	264	270	279	15	CHELAL	264	262	266	2	BOITO	260	264	266	6
61	MOGOGO	227	220	222	-5	TEZA	280	279	279	-1	EBEREGE	270	266	266	-4	CHEMOMI	274	266	266	-8
62	MULINDI	209	210	220	11	MOGOGO	279	275	277	-2	MOTIGO	269	264	266	-3	KAMARYA	276	266	266	-10
63	GACHEGE	234	215	220	-14	MOTIGO	277	270	276	-1	MUDETE	266	260	266	0	MOTIGO	264	264	266	2
64	KIBWARI	230	220	220	-10	NYAMACHE	278	272	276	-2	OGEMBO	271	265	266	-5	KAPSET	259	259	264	5
65	OGEMBO	236	214	220	-16	MULINDI	272	265	274	2	TOMBE	266	264	266	0	KEPCHOMO	262	262	264	2
66	NDARAWETTA	205	210	218	13	BOITO	276	270	270	-6	TIRGAGA	268	264	265	-3	KIBWARI	260	264	264	4
67	SOKOT	206	215	217	11	CHEMOMI	270	268	270	0	BOITO	267	262	265	-2	KIP KOIMET	264	264		
68	TIRGAGA	222	212	216	-6	KAMARYA	263	268	270	7	ITUMBE	266	263	265	-1	SOKOT	256	262	264	8
69	BOITO	227	210	215	-12	LITEIN	278	266	270	-8	KEBIRIGO	270	264	265	-5	KARIRANA	266	255	262	-4
70	KIP KOIMET	225	215	215	-10	MOKAMA	273	265	270	-3	MWAMU	272	262	265	-7	CHELAL	258	262	262	4
71	LITEIN	229	215	215	-14	MUDETE	276	270	270	-6	NYAMACHE	260	265	265	5	LITEIN	264	262	262	-2
72	ITUMBE	215	210	214	-1	TOMBE	274	267	269	-5	TOROR	268	264	265	-3	MOKAMA	258	262	262	4
73	KAPSET	220	212	214	-6	KAPKO	270	262	268	-2	KAPTUMO	268	260	264	-4	TOROR	266	261	262	-4
74	TAITO	206	214	214	8	CHEBUT	274	262	268	-6	LITEIN	268	262	264	-4	KOBEL	260	260		
75	IJENDA	214	208	212	-2	CHELAL	274	268	268	-6	MOKAMA	260	262	264	4	CHEBUT	260	250	260	0
76	RWEGURA	196	212	212	16	IJENDA	277	267	268	-9	ROROK	266	264	264	-2	EBEREGE	260	260	260	0
77	TEGAT	216	205	212	-4	KEPCHOMO	256	268	268	12	CHEBUT	269	260	262	-7	KAPCHORUA	260	260		
78	KEPCHOMO	200	209	211	11	TEGAT	274	265	268	-6	CHEMOMI	264	260	262	-2	MUDETE	272	260	260	-12
79	TOROR	225	210	211	-14	KIBWARI	260	267	267	7	KAMARYA	266	260	262	-4	ROROK	258	260	260	2
80	KAPKO	207	205	210	3	TOROR	276	266	267	-9	KARIRANA	265	255	260	-5	TEGAT	258	260	260	2
81	EBEREGE	228	210	210	-18	ROROK	271	265	266	-5	KOBEL	266	259	260	-6	TORA	260	255	256	-4
82	KAPTUMO	222	205	210	-12	TORA	255	259	266	11	MULINDI	262	255	260	-2	KAIMOSI	248	254	254	6
83	MOKAMA	218	210	210	-8	CHEBANGO	267	265	265	-2	PFUNDA	264	260	260	-4	NGORONGO	250	251	251	1
84	MOTIGO	220	210	210	-10	EBEREGE	278	265	265	-13	KAPSARA	257	260	260	3	MANARET	250	250	250	0
85	NYAMACHE	219	210	210	-9	ITUMBE	278	265	265	-13	KIBWARI	260	256	260	0	MARAMBA	254	240	250	-4
86	ROROK	216	205	210	-6	KAPSET	272	265	265	-7	KIP KOIMET	278	260	260	-18	REYNA	258	250	250	-8
87	TOMBE	219	210	210	-9	NJERU	256	265			NJERU	260	260			DL TEAS	248	242	248	0
88	SIRET	206	208	208	2	KOBEL	271	260	264	-7	TEGAT	266	260	260	-6	NDARAWETTA	248	248	248	0
89	CHEBUT	205	200	208	3	KIP KOIMET	264	264	264	0	RWEGURA	260	255	259	-1	TINDERET	244	244	248	4
90	KAPSARA	205	200	208	3	RWEGURA	269	262	264	-5	KAIMOSI	256	254	254	-2	MABROUKIE	247	247		
91	KOBEL	210	205	207	-3	MANARET	260	260	262	2	KAPCHORUA	262	254	254	-8	CHANGOI	239	246	246	7
92	DL TEAS	187	190	206	19	SOKOT	258	260	262	4	SOKOT	252	250	254	2	SETYON	234	232	242	8
93	CYOHOUA	202	202			KARIRANA	266	255	261	-5	NGORONGO	258	247	252	-6	MBOGO TEA	237	240	240	3
94	KAPCHORUA	200	200			SIRET	256	257	261	5	SIRET	256	250	252	-4	KERITOR	240	240		
95	REYNA	205	199	199	-6	KAPSARA	272	260	260	-12	KEPCHOMO	250	250	252	2	KIPCHABO	228	239	239	11
96	CHEBANGO	198	197	197	-1	KAPTUMO	270	260	260	-10	MABAYI	260	252	252	-8	SITOI	234	238	238	4

97	TORA	192	186	193	1	MASINGI	252	258	260	8	TAITO	250	252	252	2	METTARORA	236	232	237	1
98	NGORONGO	190	163	187	-3	KIPCHABO	258	252	256	-2	TORA		252	252		KIPKEBE	248	236	236	-12
99	MBOGO TEA	180	186	186	6	RUKERI	250	254	256	6	MANARET	255	245	250	-5	KAYONZA		234	234	
100	KIPCHABO	189	184	186	-3	CYOHOHA	242	252	252	10	MARAMBA	252	240	250	-2	KIPTENDEN	234	230	230	-4
101	KEBEN	182	178	182	0	MARAMBA	253	240	250	-3	CHEBANGO	250	250	250	0	CUPATEA		222	222	
102	EMROK	187	175	180	-7	KAPCHORUA	245	250	250	5	DL TEAS	254	240	250	-4	IGARA	208	220	222	14
103	SETYON	191	180	180	-11	NDARAWETTA	244	248	250	6	NDARAWETTA	248	248	248	0	KELUNET		220	220	
104	KAYONZA		170	178		SETYON	241	235	249	8	REYNA	249	247	247	-2	KERICHO		220	220	
105	MARAMBA		174	174		CHANGOI	246	248	248	2	CHANGOI	242	246	246	4	KOIWA	199	202	220	21
106	TOIYOI		170	170		DL TEAS	254	240	248	-6	KIPCHABO	243	245	245	2	SAPTET	216	216	219	3
107	IGARA	140	151	160	20	KAIMOSI	244	244	248	4	ARROKET	240	226	244	4	ITONA	212	218	218	6
108	KIPTAGICH	170	155	159	-11	KEBEN	254	246	248	-6	EMROK	234	242	244	10	MUZIZI	204	214	218	14
109	TINDERET	160	158	158	-2	BONDET	252	247	247	-5	TINDERET	245	244	244	-1	NYAMBYA	210	218	218	8
110	KIPSINENDE	160	157	157	-3	MBOGO TEA	242	244	246	4	MBOGO TEA	238	237	242	4	KIPSINENDE	210	216	216	6
111	KAISUGU		154	154		TAITO	244	246	246	2	SETYON	234	230	242	8	TINET	224	212	215	-9
112	TINET	170	150	154	-16	NGORONGO	246	240	245	-1	BONDET	243	240	240	-3	KAISUGU	204	210	214	10
113	KOIWA	145	147	147	2	REYNA	238	245	245	7	KEBEN	240	240	240	0	SWAZI		214	214	
114	KIBENA		145	145		KERITOR	240	245	245	5	TOIYOI	242	240	240	-2	TILYA	205	213	213	8
115	LELAGOIN	147	142	145	-2	SITOI	235	235	243	8	SITOI	235	236	238	3	CHIMCHIM	205	210	212	7
116	KIPKEBE	148	140	142	-6	CHEMAMUL	240	240	242	2	CHEMAMUL	236	236	238	2	TAGABI		211	211	
117	SAKAWA	146	142	142	-4	KAPSONGOI	232	234	242	10	CYOHOHA	242	238	238	-4	SAKAWA		209	209	
118	BUHWEJU		138	140		ARROKET	247	235	240	-7	METTARORA	241	234	237	-4	BUHWEJU	200	208	208	8
119	CHIMCHIM	140	140	140	0	EMROK	235	230	240	5	SIOMO	228	234	236	8	CHEBOSWA	206	208	208	2
120	MUGOMA	140	140	140	0	TINDERET		240	240		KAYONZA	226	224	232	6	KIKO	184	190	208	24
121	HIMA		135	140		SIOMO	235	234	238	3	KIPKEBE	238	230	230	-8	MOGENI	200	206	206	6
122	KERITOR		140	140		TOIYOI	238	230	238	0	KIPTENDEN	233	230	230	-3	BUZIRASAGAMA	177	202	204	27
123	KIGEZI HIGHLAN	138	140	140	2	METTARORA	235	232	236	1	KIPTAGICH	220	229	229	9	KABIANGA	204	204	204	0
124	KYAMUHUNGA	138	140	140	2	MATUTA	232	236	236	4	SAPTET	222	214	227	5	GLOBAL VILLAGE	193	196	200	7
125	MPANGA		140	140		TILYA	230	232	236	6	TINET	218	220	224	6	KAKONDE	170	182	194	24
126	TORO		140	140		TILUET	232	235	235	3	ITONA	218	218	224	6	MUNOBWA	182	192	192	10
127	SWAZI		139	139		KIPTENDEN	233	234	234	1	MATUTA	220	222	222	2	BUGAMBE	188	190	190	2
128	ANKOLE	136	130	138	2	KAYONZA	242	230	232	-10	MUFINDI	218	218	222	4	ANKOLE	160	140	184	24
129	BULWA		136	136		KIPSINENDE	237	227	231	-6	KELUNET	170	164	220	50	TORO	170	160	174	4
130	ITONA		130	136		KIPKEBE	226	230	230	4	LELAGOIN	212	210	220	8	KAHUNA	150	170	170	20
131	KASAKU		135	135		KABIANGA	226	230	230	4	IGARA	210	190	220	10	IKANGA		166	166	
132	MABALE		135	135		SISIBA	224	215	230	6	MAGURA	194	192	218	24	CHIVANJEE		165	165	
133	MUNOBWA		135	135		MUGOMA	218	220	228	10	CUPATEA	202	205	217	15	MBAYO		160	160	
134	NYAMBYA		135	135		CUPATEA	220	222	227	7	KIPSINENDE	210	214	216	6	HIMA		160	160	
135	MWENGE	136	133	133	-3	NYAMBYA	230	224	226	-4	CHEBOSWA		205	214		NAMAYIBA		156	156	
136	MWERA	132	132	132	0	KELUNET	190	217	225	35	KIBENA	214	214	214	0	KIAMARA	146	156	156	10
137	DINDIRA	140	130	130	-10	LELAGOIN		215	225		TILUET	218	214	214	-4	RUSEKERE	160	140	154	-6
138	CHIVANJEE		130	130		MOGENI	216	214	224	8	CHIMCHIM	207	200	212	5	KASAKU	160	152	152	-8
139	KIJURA	130	128	130	0	BUHWEJU	211	206	222	11	MUGOMA	208	208	212	4	KIJURA	164	148	150	-14
140	RUSEKERE	134	128	128	-6	NYARINDA	210	218	219	9	KAISUGU	207	200	211	4	KIGUMBA	146	142	146	0
141	IKANGA	134	128	128	-6	IGARA	216	214	218	2	BWINDI	200	186	210	10	MITYANA	140	140	144	4
142	LUWALA	136	128	128	-8	CHIMCHIM	217	205	216	-1	MOGENI	216	200	210	-6	MABALE	150	142	142	-8
143	SALAMA		128	128		KIBENA	214	210	216	2	NYAMBYA	210	210	210	0	MWENGE	166	135	138	-28
144	MITYANA	132	126	126	-6	ITONA	210	204	212	2	TILYA	201	205	209	8	ARROKET				
145	MARVERA		122	122		MAGURA	190	204	212	22	BUHWEJU	200	200	208	8	BONDET				
146	ARROKET					MUFINDI	210	204	212	2	KIGEZI HIGHLAN	208	208	208	0	CHA MURRECE				
147	BONDET					BWINDI	208	200	208	0	ANKOLE	176	156	206	30	DINDIRA				
148	BUGAMBE					KYAMUHUNGA	194	200	208	14	KYAMUHUNGA	200	202	206	6	EMROK				
149	CHA MURRECE					KIGEZI HIGHLAN	207	202	205	-2	RWAKA		180	205		GATARE				
150	CHEBOSWA					LIVINGSTONIA	202	200	205	3	SAKAWA	202	201	205	3	GISOVU				
151	CUPATEA					KOIWA	200	200	200	0	KABIANGA	200	200	204	4	KARAMBI				
152	KARAMBI					SAKAWA	197	200	200	3	NYARINDA	200	200	204	4	KIBENA				
153	KARIRANA					ANKOLE	190	200	200	10	KAKONDE	170	160	202	32	KIMUGU				
154	KELUNET					BUZIRASAGAMA	200	200	200	0	KOIWA	197	192	200	3	KIPTAGICH				
155	KERICHO					SWAZI		194	194		SWAZI	198	200	200	2	KORUMA				

156 KIMUGU	BUGAMBE	198	190	190	-8	MUZIZI	186	180	198	12	LELAGOIN
157 KIPTENDEN	GLOBAL VILLAGE	188	190	190	2	GLOBAL VILLAC	189	190	192	3	MARVERA
158 KORUMA	DINDIRA	172	182	186	14	LIVINGSTONIA	194	191	191	-3	MUGOMA
159 MABROUKIE	NAMAYIBA	186	176	184	-2	BUGAMBE	194	190	190	-4	NGOINA
160 MANARET	KAKONDE		180	180		KERICHO		190	190		NSHILI KIVU
161 MBAYO	RUSEKERE	180	176	176	-4	BUZIRASAGAMA		190	190		RUTSIRO
162 METTARORA	CHIVANJEE		173	173		NGOINA	160	160	184	24	RWAKA
163 NAMAYIBA	IKANGA	164	164	172	8	DINDIRA	175	175	179	4	SIRET
164 NGOINA	KARAMBI	176	167	168	-8	SALAMA		165	177		BULWA
165 RWAKA	KAHUNA		164	164		CHIVANJEE	164	166	166	2	BWINDI
166 SAPTET	KIAMARA	165	164	164	-1	IKANGA	158	160	162	4	CHEBANGO
167 SITOI	KIJURA	170	160	160	-10	MUNOBWA	176	150	160	-16	CHEMAMUL
168 TAGABI	MABALE	170	160	160	-10	NAMAYIBA	160	145	156	-4	CYOHOHA
169 BUZIRASAGAMA	SALAMA		160	160		MAHENYE	160	155	155	-5	IGEMBE
170 BWINDI	MWERA	156	156	156	0	KAHUNA	146	154	154	8	IJENDA
171 CHANGOI	MAHENYE	160	152	152	-8	TORO	158	154	154	-4	ITUMBE
172 CHELAL	KASAKU	154	145	147	-7	RUSEKERE	165	150	150	-15	KAPSARA
173 CHEMAMUL	LUWALA	156	146	146	-10	HIMA		150	150		KAPSONGOI
174 GLOBAL VILLAGE TEA	KIGUMBA		140	140		KASAKU	160	150	150	-10	KAPTUMO
175 KABIANGA	MARVERA		128	128		MWERA		150	150		KEBEN
176 KAHUNA	CHA MURRECE					KIGUMBA	144	140	148	4	KEBIRIGO
177 KAIMOSI	CHEBOSWA					KIJURA	160	147	147	-13	KIGEZI HIGHLAND
178 KAKONDE	KAISUGU					MABALE	150	145	145	-5	KINIHIRA
179 KAPKATET	KERICHO					MITYANA	142	145	145	3	KWAMKORO
180 KAPSONGOI	KIMUGU					LUWALA	158	140	144	-14	KYAMUHUNGA

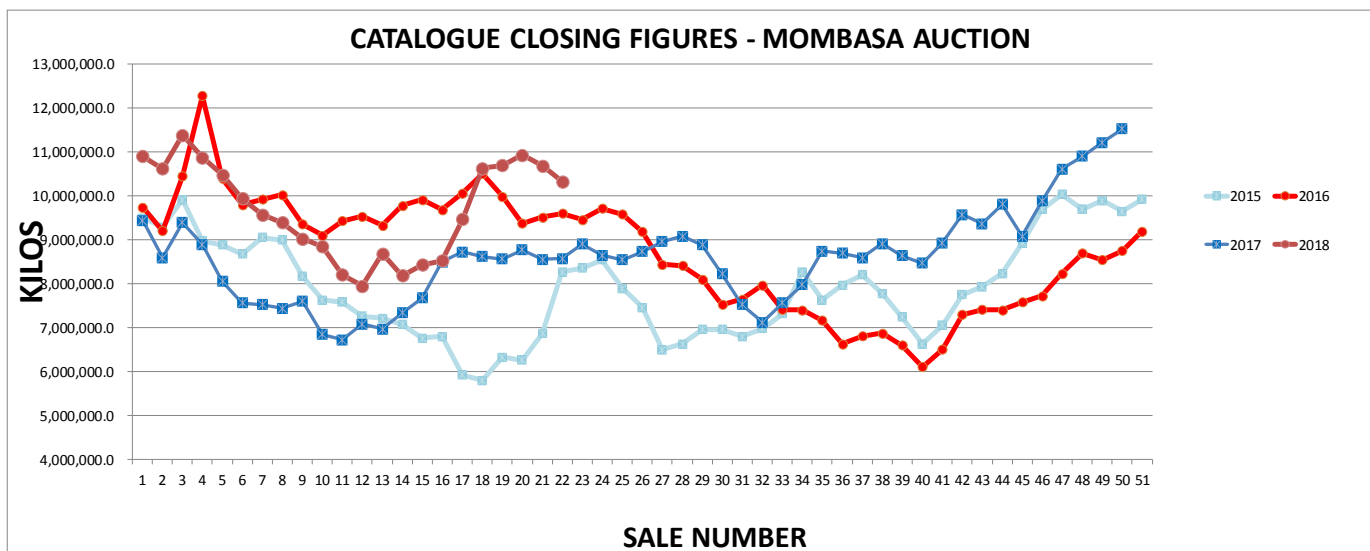
SECONDARY GRADES

Mark	BP/2			Mark	PF/2			Mark	DUST/2			Mark	FNGS/1/2			Mark	BMF		
	Prev	Low	Hig		Prev	Low	High		Prev	Low	Hig		Prev	Low	Hig		Pre	Low	Hig
1 RUBAYA	259	260	261	NSHILI KIVU	270	269	269	KITABI	297	302	302	KITABI	259	240	240	NYABIHU		164	164
2 NYABIHU		245	255	MULINDI	256	260	260	RUBAYA	271	281	281	RUBAYA	235	236	236	GISOVU	155	145	145
3 GATARE	239	254	254	MATA	240	256	256	NYABIHU	275	281	281	NYABIHU	265	236	236	KEPCHOMO	144	144	144
4 KITABI	258	245	245	GISAKURA	244	254	254	SHAGASHA		185	254	KARONGI	222	210	231	NJERU		128	140
5 NSHILI KIVU	223	230	230	KINIHIRA	240	235	235	RUKERI	238	252	252	GATARE		220	220	REYNA	144	132	132
6 MATA	222	218	220	GISOVU		232	232	MUSHUBI		251	251	GISAKURA	190	210	210	MUFINDI	130	130	132
7 KARONGI	222	202	208	KAYONZA	204	208	210	MULINDI	245	244	244	OLENG	218	196	210	SETYON	132	128	131
8 GISAKURA	190	201	201	MBOGO TEA	194	190	198	MOMUL	246	237	237	GACHARAGE		210	210	CHEBOSWA		130	130
9 PFUNDA		197	199	MARAMBA		180	190	KEPCHOMO		237	237	MAKOMBOKI	208	210	210	MARAMBA		130	130
10 GISOVU	190	195	195	DL TEAS		188	188	OLENG		232	232	MUNUNGA		210	210	SIRET	138	130	130
11 SHAGASHA	180	181	183	SAKAWA	170	176	180	KIONYO	222	228	228	THUMAITA	210	198	210	ANKOLE	132	129	130
12 CHEBANGO		180	180	SIOMO	184	180	180	GISOVU	210	225	227	KAMBAA		206	206	IKANGA		128	130
13 NDARAWETTA		160	160	TAITO		176	176	EBEREGE		224	224	RUKURIRI		206	206	ITONA	136	130	130
14 CHEBOSWA	158	148	150	CHIMCHIM	174	172	172	IMENTI		220	220	MATAARA		200	204	KAMARYA		130	130
15 MBOGO TEA	152	150	150	REYNA	178	172	172	MICHI	196	209	209	NDARUGU		204	204	KAYONZA		130	130
16 NGORONGO	152	150	150	IGARA		170	170	TEZA		206	206	NDUTI		204	204	KYAMUHUNGA	132	128	130
17 CHIMCHIM	158	146	146	KIPSINENDE	177	165	167	KAYONZA	180	186	199	ROROK	186	204	204	TAITO		130	130
18 IGARA		140	140	KYAMUHUNGA	158	154	166	GISAKURA	194	194	194	SHAGASHA		203	203	TOYIOI	132	130	130
19 ANKOLE	139	138	138	MITYANA	140	164	164	KIPTAGICH	178	177	192	MOMUL	216	202	202	BUGAMBE	130	129	129
20 RUSEKERE	140	130	130	GLOBAL VILLAGE	160	162	162	MANARET	190	180	190	NYANKOBA	186	200	200	CUPATEA	132	129	129
21 BUZIRASAGAMA	135	130	130	BWINDI	166	155	160	NDARAWETTA	185	190	190	IMENTI	218	199	199	MANARET		129	129
22 KWAMKORO		130	130	KIGEZI HIGHLAND	166	160	160	TORA		190	190	GATHUTHI	216	198	198	MBOGO TEA	132	129	129
23 LUWALA	138	130	130	NYAMBYA	157	155	160	KIMUNYE		189	189	SIRET		196	196	HIMA	134	126	129
24 MABALE	135	130	130	MAGURA	166	155	157	KAPKATET		185	185	KANGAITA		196	196	KIBWARI		129	129
25 MWERA	136	127	127	NAMAYIBA	150	145	153	KAMARYA		184	184	SANGANYI	176	196	196	MPANGA		127	129
26 ARROKET				BUZIRASAGAMA	168	150	150	BUZIRASAGAMA	198	180	182	CHEBANGO	187	195	195	BUHWEJU	130	128	128
27 BUGAMBE				LUWALA	145	140	146	KABIANGA		181	181	PFUNDA	200	194	194	DINDIRA	128	126	128
28 BUHWEJU				DINDIRA	150	135	145	PFUNDA	177	178	180	RAGATI	190	192	194	KERICHO	130	128	128
29 CHA MURRECE				RUSEKERE	161	140	144	NDIMA	190	180	180	GITHONGO	215	194	194	KIMUGU		128	128
30 CHINGA				MABALE	151	140	144	NYAMBYA	165	160	178	GITUGI		194	194	KORUMA	132	128	128
31 CUPATEA				TORO		142	142	KAISUGU	170	130	176	KAGWE	216	194	194	SITOI		128	128
32 DINDIRA				KIAMARA	144	140	140	KIJURA	154	169	169	KIMUNYE	198	194	194	BULWA		127	128
33 EMROK				KIJURA	150	140	140	CHEBANGO		166	166	KINORO	212	192	194	BWINDI	130	128	128
34 K AISUGU				KIGUMBA	156	135	137	SAKAWA	175	136	165	KIONYO	216	194	194	CHIVANJEE		127	128
35 KAPKO				HIMA	144	135	135	SETYON	170	130	163	KIRU		194	194	GLOBAL VILLAGE	130	128	128

36	KARIRANA	KWAMKORO	135	135	IGARA	163	140	158	MOTIGO	200	188	194	KIGEZI HIGHLAN	130	128	128	
37	KERICHO	MUNOBWA	155	135	135	MOTIGO	156	152	155	NGERE	215	194	194	KIKO	132	127	128
38	KIBENA	BULWA		132	132	ANKOLE	150	152	152	NUJUNU		194	194	KIPCHABO	128	128	128
39	KIMUGU	MARVERA	134	120	120	MOGENI		152	152	WERU	215	192	194	KIPSINENDE	130	128	128
40	KIPTAGICH	ARROKET				MUNOBWA	158	150	150	TEGAT	177	192	192	LUWALA	128	126	128
41	KOBEL	BUGAMBE				MWENGE		150	150	THETA		192	192	MITYANA	134	128	128
42	KORUMA	BUHWEJU				BOITO	150	147	147	CHINGA		188	190	MUZIZI	132	128	128
43	MANARET	CHA MURRECE				MAGURA	145	134	144	SITOI	178	190	190	MWERA	128	126	128
44	MARAMBA	CHEBOSWA				ITUMBE		143	143	TIRGAGA	184	188	188	SOKOT	136	128	128
45	MARVERA	CHINGA				KIKO	154	142	142	GITHAMBO	216	188	188	CHIMCHIM	128	124	127
46	METTARORA	CUPATEA				KIPSINENDE	144	138	142	KAYONZA	173	175	188	KAISUGU	130	127	127
47	MICHI	EMROK				KIGUMBA	145	140	140	MWAMU	184	182	188	NAMAYIBA	130	127	127
48	MOGOGO	GATARE				DL TEAS	135	126	137	NDARAWETTA	180	188	188	SAKAWA	128	126	127
49	MOMUL	KAISUGU				MOKAMA		137	137	RWEGURA	198	180	188	DL TEAS	125	125	127
50	MUGOMA	KAPKO				CHIMCHIM	142	127	136	TOROR	189	188	188	IGARA	129	127	127
51	MULINDI	KARIRANA				KEBEN	150	136	136	TORA	190	187	187	KAKONDE	127	127	127
52	MUSHUBI	KARONGI				KIMUGU		128	135	MULINDI	180	186	186	SWAZI		127	127
53	NAMAYIBA	KERICHO				NGORONGO	140	135	135	KAPSET	178	170	186	KIBENA		124	126
54	OLENG	KIBENA				EMROK	143	132	134	OGEEMBO	182	173	186	NGORONGO	128	126	126
55	RAGATI	KIMUGU				MARAMBA	137	132	134	MICHI		185	185	KWAMKORO		126	126
56	REYNA	KIPTAGICH				MBOGO TEA	139	134	134	CHEBOSWA	168	162	184	LIVINGSTONIA	130	126	126
57	SAKAWA	KITABI				METTARORA	143	130	134	GACHEGE	178	184	184	MABALE	127	120	126
58	SETYON	KOBEL				CHA MURRECE		122	130	KAPKO		182	182	MAGURA	127	126	126
59	SIRET	KORUMA				KARIRANA	132	122	130	LTEIN	176	174	181	MWENGE	130	126	126
60	SITOI	MANARET				MPANGA		125	129	KOBEL	180	180	180	NYAMBYA	128	126	126
61	TIRGAGA	METTARORA				MWERA	145	129	129	SETYON	174	172	180	KABIANGA	126	124	125
62	BOITO	MICHI				ARROKET	134	118	128	KAPKATET	174	173	180	TORO	127	125	125
63	BULWA	MOGOGO				KIBENA		126	128	KAPTUMO	189	180	180	KIAMARA	128	124	124
64	BWINDI	MOMUL				IKANGA		127	128	MUDETE	176	178	180	MAHENYE		124	124
65	CHEBUT	MUGOMA				LIVINGSTONIA	126	127	127	KIPTAGICH	178	175	179	RUSEKERE	120	120	120
66	CHELAL	MUSHUBI				TILYA		126	126	CHELAL	176	177	177	KJURA	120	120	120
67	CHIVANJEE	NGORONGO				CHIVANJEE		125	125	IJENDA		177	177	TILYA		120	120
68	DL TEAS	OLENG				BUGAMBE				MOKAMA	176	177	177	MARVERA	110	100	100
69	EBEREGE	PFUNDA				BUHWEJU				MBOGO TEA	161	166	176	ARROKET			
70	GACHARAGE	RAGATI				CHEBOSWA				BOITO		176	176	CHA MURRECE			
71	GACHEGE	RUBAYA				CHINGA				KIPCHABO	169	164	176	CHINGA			
72	GATHUTHI	SETYON				CUPATEA				MOGOGO	186	175	175	EMROK			
73	GIANCHORE	SHAGASHA				DINDIRA				SIONGO	175	175	175	GATARE			
74	GITHAMBO	SIRET				GATARE				EBEREGE	185	173	174	GISAKURA			
75	GITHONGO	SITOI				KAPKO				NYAMACHE	172	171	171	KAPKO			
76	GITUGI	TIRGAGA				KARONGI				CHEBUT	187	170	170	KARIRANA			
77	GLOBAL VILLAGE TEA	ANKOLE				KERICHO				DL TEAS		170	170	KARONGI			
78	HIMA	BOITO				KOBEL				GIANCHORE	162	170	170	KIPTAGICH			
79	IJENDA	CHEBANGO				KORUMA				KAPSARA	182	168	168	KITABI			
80	IKANGA	CHEBUT				MARVERA				KEBIRIGO	165	165	168	KOBEL			
81	IMENTI	CHELAL				MATA				TOMBE	183	168	168	MATA			
82	ITONA	CHIVANJEE				MOGOGO				ITONA		160	166	METTARORA			
83	ITUMBE	EBEREGE				MUGOMA				KIGEZI HIGHLAN	160	162	162	MICHI			
84	KABIANGA	GACHARAGE				NAMAYIBA				MUFINDI		162	162	MOGOGO			
85	KAGWE	GACHEGE				NSHILI KIVU				KORUMA	154	160	160	MOMUL			
86	KAKONDE	GATHUTHI				RAGATI				MUGOMA	163	158	158	MUGOMA			
87	KAMARYA	GIANCHORE				REYNA				IGARA	160	156	156	MULINDI			
88	KAMBAA	GITHAMBO				RUSEKERE				MAGURA	158	152	154	MUSHUBI			
89	KANGAITA	GITHONGO				SIRET				ARROKET	154	145	152	NSHILI KIVU			
90	KAPKATET	GITUGI				SITOI				BUHWEJU	160	152	152	OLENG			
91	KAPSARA	IJENDA				TIRGAGA				METTARORA	158	142	152	PFUNDA			
92	KAPSET	IKANGA				BULWA				BWINDI	166	150	152	RAGATI			
93	KAPTUMO	IMENTI				BWINDI				KIPSINENDE	191	150	152	RUBAYA			
94	KAYONZA	ITONA				CHEBUT				KAKONDE		150	150	SHAGASHA			
95	KEBEN	ITUMBE				CHELAL				LIVINGSTONIA	168	150	150	TIRGAGA			
96	KEBIRIGO	KABIANGA				GACHARAGE				SWAZI		150	150	BOITO			
97	KEPCHOMO	KAGWE				GACHEGE				NGORONGO	162	145	149	BUZIRASAGAMA			
98	KIAMARA	KAKONDE				GATHUTHI				KYAMUHUNGA	160	141	148	CHEBANGO			
99	KIBWARI	KAMARYA				GIANCHORE				IKANGA	153	142	146	CHEBUT			
100	KIGEZI HIGHLAND	KAMBAA				GITHAMBO				GLOBAL VILLAG	151	145	145	CHELAL			
101	KIGUMBA	KANGAITA				GITHONGO				NYAMBYA	156	145	145	EBEREGE			
102	KJURA	KAPKATET				GITUGI				CHIMCHIM	154	135	142	GACHARAGE			
103	KIKO	KAPSARA				GLOBAL VILLAGE TEA				TORO	146	142	142	GACHEGE			
104	KIMUNYE	KAPSET				HIMA				DINDIRA	150	138	140	GATHUTHI			
105	KINHIRA	KAPTUMO				IJENDA				KERICHO	156	140	140	GIANCHORE			
106	KINORO	KEBEN				ITONA				NAMAYIBA	150	140	140	GITHAMBO			
107	KIONYO	KEBIRIGO				KAGWE				KKO	152	140	140	GITHONGO			
108	KIPCHABO	KEPCHOMO				KAKONDE				MUZIZI	152	140	140	GITUGI			
109	KIPSINENDE	KIBWARI				KAMBAA				MWERA	145	130	138	IJENDA			
110	KIRU	KIKO				KANGAITA				TILYA	138	135	137	IMENTI			
111	KYAMUHUNGA	KIMUNYE				KAPSARA				LUWALA	151	134	134	ITUMBE			
112	LITEIN	KINORO				KAPSET				KJURA	144	132	132	KAGWE			
113	LIVINGSTONIA	KIONYO				KAPTUMO				CHIVANJEE	140	130	130	KAMBAA			
114	MAGURA	KIPCHABO				KEBIRIGO				KIAMARA		130	130	KANGAITA			
115	MAHENYE	KIRU				KIAMARA				MAHENYE	144	130	130	KAPKATET			
116	MAKOMBOKI	LITEIN				KIBWARI				MITYANA	148	130	130	KAPSARA			
117	MATAARA	LIVINGSTONIA				KIGEZI HIGHLAND				RUSEKERE	144	125	125	KAPSET			

CATALOGUE CLOSING FIGURES – 2017 Vs 2018

Sale No.	2015		2016		2017		2018		Differencial 2018 Vs. 2017	
	Pkgs	Kilos	Pkgs	Kilos	Pkgs	Kilos	Pkgs	Kilos	Pkgs	Kilos
1	147,165	9,493,191.5	148,451	9,735,654.5	145,178	9,437,045.5	170,026	10,902,243.0	24,848	1,465,197.5
2	143,751	9,289,282.5	139,820	9,199,450.0	140,125	8,593,123.5	165,456	10,623,001.0	25,331	2,029,877.5
3	154,710	9,906,594.5	159,276	10,449,664.5	144,994	9,386,541.5	179,439	11,385,435.0	34,445	1,998,893.5
4	139,364	8,971,223.5	188,659	12,275,549.0	138,097	8,890,671.5	168,997	10,873,246.0	30,900	1,982,574.5
5	138,215	8,882,666.0	159,398	10,393,542.0	124,938	8,054,484.0	162,594	10,480,140.0	37,656	2,425,656.0
6	139,078	8,676,309.0	150,152	9,801,201.0	117,320	7,562,742.7	153,970	9,941,178.0	36,650	2,378,435.3
7	141,725	9,054,005.0	153,397	9,915,132.0	116,361	7,518,587.5	148,003	9,566,966.0	31,642	2,048,378.5
8	140,360	8,991,608.0	154,458	10,019,049.5	115,356	7,439,711.0	144,742	9,391,252.0	29,386	1,951,541.0
9	126,137	8,162,828.5	143,119	9,357,930.0	117,140	7,597,207.0	139,959	9,020,760.0	22,819	1,423,553.0
10	118,447	7,624,848.5	139,747	9,097,239.0	105,840	6,845,830.5	137,540	8,841,378.0	31,700	1,995,547.5
11	116,156	7,582,902.0	144,515	9,424,673.5	103,585	6,720,482.5	126,153	8,199,578.0	22,568	1,479,095.5
12	111,457	7,253,148.5	145,973	9,530,611.0	108,818	7,078,896.5	122,280	7,950,062.0	13,462	871,165.5
13	111,260	7,213,322.0	142,210	9,321,487.0	106,738	6,966,532.5	133,419	8,686,279.0	26,681	1,719,746.5
14	108,238	7,068,589.0	150,415	9,774,359.5	111,839	7,331,690.5	126,598	8,187,381.0	14,759	855,690.5
15	103,540	6,756,161.5	151,648	9,914,957.5	117,718	7,672,851.0	129,007	8,426,139.0	11,289	753,288.0
16	103,558	6,793,729.5	147,839	9,679,159.0	130,737	8,495,693.0	130,302	8,519,375.0	- 435	23,682.0
17	91,359	5,913,640.0	153,600	10,060,731.0	133,590	8,719,546.0	144,877	9,463,195.0	11,287	743,649.0
18	88,870	5,793,234.0	151,268	10,502,473.0	132,188	8,612,581.5	161,933	10,628,353.0	29,745	2,015,771.5
19	97,877	6,325,414.5	152,683	9,983,086.0	131,831	8,558,320.5	163,252	10,697,993.0	31,421	2,139,672.5
20	95,917	6,255,617.5	142,133	9,369,893.0	134,729	8,763,410.0	167,272	10,932,188.0	32,543	2,168,778.0
21	105,301	6,860,389.0	144,104	9,509,564.0	131,634	8,550,796.0	163,267	10,680,522.0	31,633	2,129,726.0
22	126,760	8,271,169.5	146,216	9,600,156.0	131,700	8,572,204.0	158,259	10,326,586.0	26,559	1,754,382.0
23	128,075	8,350,540.0	143,286	9,455,061.0	137,700	8,897,500.0			- 137,700	- 8,897,500.0
24	132,269	8,542,152.5	148,330	9,714,505.0	132,606	8,644,644.0			- 132,606	- 8,644,644.0
25	122,540	7,885,358.5	146,750	9,575,912.5	130,856	8,539,642.0			- 130,856	- 8,539,642.0
26	115,820	7,454,433.5	140,955	9,185,569.0	134,420	8,734,861.0			- 134,420	- 8,734,861.0
27	103,079	6,497,391.0	128,199	8,441,443.0	137,592	8,961,409.0			- 137,592	- 8,961,409.0
28	104,121	6,623,266.0	129,427	8,405,546.0	139,587	9,082,566.0			- 139,587	- 9,082,566.0
29	108,008	6,955,793.5	124,024	8,100,347.0	136,100	8,885,641.0			- 136,100	- 8,885,641.0
30	108,691	6,959,013.0	116,127	7,517,405.5	127,020	8,224,195.0			- 127,020	- 8,224,195.0
31	105,873	6,799,496.0	118,392	7,648,417.0	116,082	7,525,278.0			- 116,082	- 7,525,278.0
32	108,114	6,969,936.0	121,941	7,968,002.0	109,583	7,112,977.0			- 109,583	- 7,112,977.0
33	112,658	7,309,670.0	114,684	7,411,426.0	117,196	7,560,646.0			- 117,196	- 7,560,646.0
34	127,634	8,264,301.0	115,065	7,401,593.0	124,100	7,974,797.0			- 124,100	- 7,974,797.0
35	117,496	7,627,780.0	111,398	7,162,051.0	134,339	8,736,776.0			- 134,339	- 8,736,776.0
36	122,536	7,966,281.0	103,211	6,620,776.0	133,343	8,692,718.0			- 133,343	- 8,692,718.0
37	126,530	8,203,020.0	105,363	6,801,861.0	131,860	8,589,806.0			- 131,860	- 8,589,806.0
38	119,001	7,777,556.0	105,991	6,874,694.0	136,152	8,913,732.0			- 136,152	- 8,913,732.0
39	111,481	7,239,521.5	102,399	6,593,834.0	132,480	8,632,611.0			- 132,480	- 8,632,611.0
40	101,483	6,622,758.0	93,697	6,101,035.0	129,850	8,468,285.0			- 129,850	- 8,468,285.0
41	107,818	7,049,132.0	100,438	6,506,134.0	137,560	8,931,039.0			- 137,560	- 8,931,039.0
42	118,170	7,748,847.5	113,860	7,296,708.0	147,380	9,566,121.5			- 147,380	- 9,566,121.5
43	120,677	7,928,530.5	113,933	7,409,459.5	143,755	9,362,940.0			- 143,755	- 9,362,940.0
44	125,671	8,229,490.0	113,258	7,400,472.0	150,080	9,803,157.5			- 150,080	- 9,803,157.5
45	135,680	8,917,671.0	115,579	7,575,449.0	138,321	9,075,225.0			- 138,321	- 9,075,225.0
46	147,214	9,690,340.5	118,525	7,716,618.5	151,239	9,885,740.0			- 151,239	- 9,885,740.0
47	154,592	10,029,678.0	126,695	8,229,984.0	162,135	10,607,228.0			- 162,135	- 10,607,228.0
48	148,029	9,688,808.0	133,650	8,694,053.5	167,935	10,903,011.0			- 167,935	- 10,903,011.0
49	150,710	9,887,393.0	132,838	8,544,808.0	172,760	11,213,580.0			- 172,760	- 11,213,580.0
50	146,819	9,649,589.0	136,984	8,747,685.0	178,260	11,522,884.0			- 178,260	- 11,522,884.0
51	151,404	9,922,846.0	141,000	9,192,163.0						
Total	6,231,438	403,930,467.0	6,825,080	445,208,574.5	6,630,747	430,417,958.7	3,297,345	213,723,250.0	-3,333,402	-216,694,708.7



(Please note figures inclusive of reprints)

WEATHER REPORT

KENYA

For the week ending 13th, May, 2018, both West and East of Rift tea growing region experienced sunny intervals accompanied by some showers with few selected tea catchments receiving hailstorm. Green leaf volume ranged between 70 to 100 tons and this is expected to remain at these levels throughout the month.

UGANDA

Western Uganda received 38mm average rainfall during last week. Fort Portal area received 38mm of rainfall and experienced 29⁰C maximum and 17⁰C minimum temperatures. Hoima received 74mm of rainfall. Kibale received 25mm of rainfall and experienced 26⁰C maximum and 21⁰C minimum temperatures while Bushenyi received 18mm of rainfall and experienced 13⁰C minimum and 27⁰C maximum temperatures.

The crop level slightly reduced.

COMBROK LIMITED

.....