



COMBROK LIMITED

TEA HOUSE
4TH FLOOR, NYERERE AVENUE
OPPOSITE THE TEA TRADE CENTRE
P.O BOX 87411 - 80100
Mombasa,
Kenya

Telephone Mobile : 0710513324
Telephone Wireless : 020 2379002/ 3
Telephone Landline : 254 (041) 2225516/7, 2227600
: 254 (041) 2227601

Email: tea@combrok.co.ke; combrok@africaonline.co.ke

2nd May, 2018

MOMBASA AUCTION

FINAL MARKET REPORT: SALE 18 OF 30TH APRIL & 2ND MAY, 2018

The market opened to a good but selective demand which waned as the sale progressed for the **162,203** packages on offer with **12%** remaining unsold.

The BP1s met selective demand and where sold shed USC 9 to 30 with several lines neglected. The plainer sorts sold at firm to USC 5 easier with selected poorer lots taken out.

The PF1s met selective enquiry at firm to USC 20 easier with few selected invoices gaining by a similar margin but some poorer lots attracted no bids.

The brighter PDs and D1s met selective demand at firm to USC 20 easier with selected invoices in the medium and plainer categories gaining by similar but inferior lines were withdrawn.

Secondary Grades

There was good general demand at irregular levels following quality throughout the sale. The BPs met selective demand at firm to USC 20 easier with some poorer types withdrawn while PFs were well absorbed at firm to USC 14 easier with few selected lines gaining by a similar margin and inferior lots neglected. The DUSTs met selective demand at firm to USC 20 easier with few selected improved invoices gaining marginally. The Coloury Fannings were irregular and varied between firm to USC 36 easier with some lines gaining by a similar margin and some invoices attracting no bids. The BMFs were a strong feature at firm to USC 10 dearer on last levels.

Highest Prices by Mark and Country in this Auction

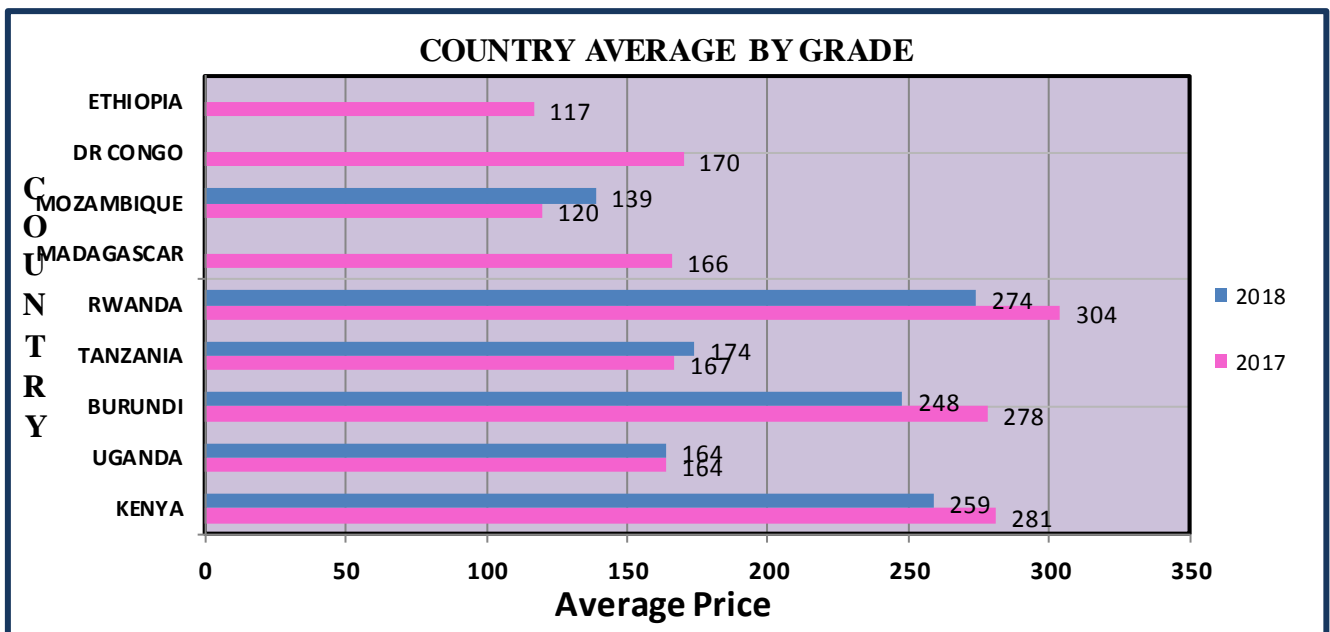
PRICE (USC)	GRADE	MARK	COUNTRY
412	BP1	KITABI	RWANDA
355	PF1	KATHANGARIRI	KENYA
365	PDUST	NYABIHU	RWANDA
340	DUST1	KITABI	RWANDA

Packages Offered and Sold - Sale no.18

	Total	BP1	PF1	PD	DUST1	BP	PF	DUST	FNGS	BMF
Total Sold	142,363.00	19,679.00	55,276.00	35,328.00	12,280.00	1,680.00	2,492.00	3,640.00	7,188.00	4,800.00
Withdrawn	40.00	-	40.00	-	-	-	-	-	-	-
unsold	19,800.00	7,260.00	6,340.00	2,160.00	2,320.00	180.00	320.00	560.00	600.00	60.00
%Unsold	12.21	26.95	10.28	5.76	15.89	9.68	11.38	13.33	7.70	1.23
Grand Totals in Packages	162,203.00	26,939.00	61,656.00	37,488.00	14,600.00	1,860.00	2,812.00	4,200.00	7,788.00	4,860.00
Grand Totals Sold in Kilos current Sale 2018	9,362,880.00									
Grand Totals Sold in Kilos same Sale 2017	7,820,369.50									

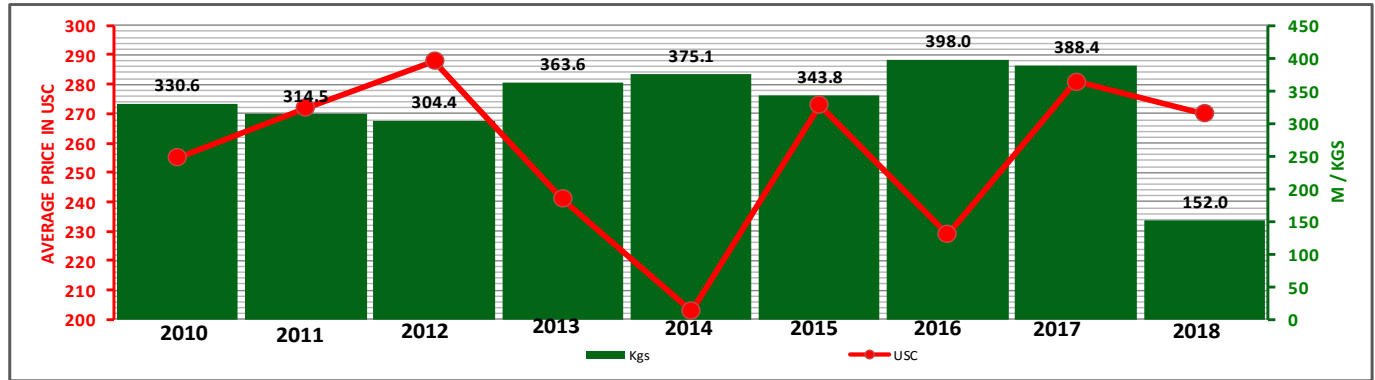
Mombasa Auction: Country Average Prices in US Cents Sale 18 (2017 vs. 2018)

COUNTRY	AV 2017	AV 2018	BP1	PF1	PD	D1	BP	PF	D	FNGS	BMF
KENYA	281	259	230	278	258	268	171	181	165	171	129
UGANDA	164	164	145	183	173	177	140	166	173	151	127
BURUNDI	278	248	207	283	266	279			198	188	
TANZANIA	167	174	141	198	186	181	140	149	138	160	129
RWANDA	304	274	287	291	274	276	222	244	214	212	170
MADAGASCAR	166										
MOZAMBIQUE	120	139	140		140	145		150	134	136	128
DR CONGO	170										
ETHIOPIA	117										
ALL AUCTION AVERAGE	266	246	227	271	249	253	176	176	171	164	128



Mombasa Auction - Auction Quantities & Average Prices 2010 - 2018

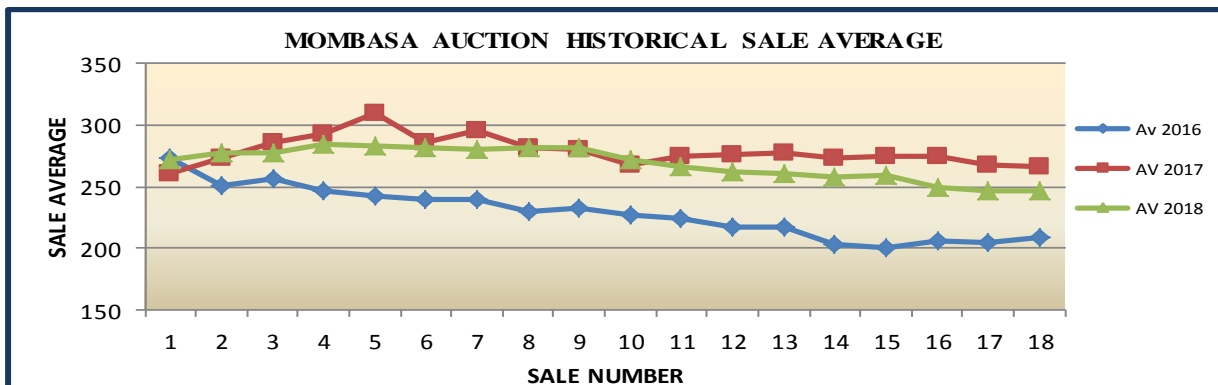
	Jan		Feb		Mar		Apr		May		Jun		Jul		Aug		Sep		Oct		Nov		Dec		Total	
	Kgs	USC	Kgs	USC	Kgs	USC	Kgs	USC	Kgs	USC	Kgs	USC	Kgs	USC	Kgs	USC	Kgs	USC	Kgs	USC	Kgs	USC	Kgs	USC	Kgs	USC
2018	49.3	279	34.3	281	29.6	265	39.9	252																	152.0	270
2017	40.9	284	25.4	285	25.2	274	28.7	272	38.7	275	31.0	289	31.2	283	27.1	275	32.3	286	40.9	291	35.5	283	31.3	266	388.4	281
2016	37.0	256	36.6	237	40.7	223	35.3	204	44.4	212	34.2	227	29.2	231	21.7	218	23.8	222	24.6	223	36.3	250	23.6	252	398.0	229
2015	33.5	214	31.0	227	30.2	254	22.4	257	21.2	285	35.4	300	21.9	310	22.4	294	32.1	284	25.3	302	32.4	289	35.4	285	343.8	273
2014	25.1	256	30.6	224	36.6	208	21.8	207	35.7	196	44.9	191	28.1	205	24.6	203	33.2	190	28.1	192	33.6	191	32.8	189	375.1	203
2013	35.7	305	29.9	292	28.5	264	32.0	237	31.5	239	34.7	231	34.6	229	25.5	228	24.0	213	28.4	202	32.5	210	26.5	234	363.6	241
2012	36.1	264	27.2	265	23.9	274	22.8	279	17.8	281	24.1	289	26.8	299	22.6	309	21.9	304	31.8	297	27.9	304	21.4	307	304.4	288
2011	24.8	294	24.6	277	31.4	274	17.1	266	32.9	262	30.4	271	25.4	282	26.2	282	20.8	267	23.4	265	33.8	266	23.8	261	314.5	272
2010	27.9	284	29.1	295	33.5	280	24.6	261	41.6	235	33.7	222	27.2	216	25.1	250	17.9	249	18.3	250	30.5	254	21.0	270	330.6	255



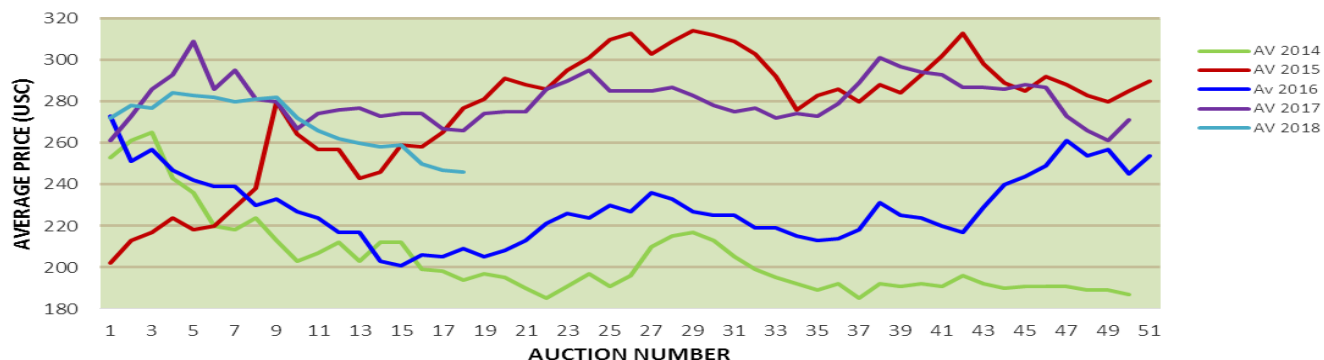
April includes sold kilos and average price for sale 14 to 18 only.

Mombasa Auction - Historical Averages Comparative 2016 - 2018

SALE NO.	Av 2016	AV 2017	AV 2018	2016		2017		2018		2018		2018		2018	
				BP1	PF1	PD	D1	BP2	PF2	D2	FNGS	BMF			
1	273	261	272	262	287	293	290	195	185	185	171	142			
2	251	273	278	277	294	298	299	201	180	184	174	138			
3	257	286	277	276	301	298	302	196	175	188	166	131			
4	247	293	284	278	310	298	303	204	184	191	169	130			
5	242	309	283	269	306	301	310	204	179	201	169	126			
6	239	286	282	277	303	300	317	190	175	197	164	125			
7	239	295	280	274	300	302	309	202	186	204	166	131			
8	230	281	281	278	298	301	307	203	180	199	169	129			
9	233	280	282	284	300	300	304	197	182	195	172	130			
10	227	267	272	263	289	296	301	199	187	204	171	131			
11	224	274	266	262	284	279	278	210	178	194	169	128			
12	217	276	262	256	279	282	282	185	181	186	167	127			
13	217	277	260	253	288	261	268	187	181	179	172	130			
14	203	273	258	253	281	264	270	189	185	180	171	137			
15	201	274	259	256	281	262	269	179	183	172	168	136			
16	206	274	250	247	273	259	264	197	181	172	167	131			
17	205	267	247	241	274	244	254	192	186	179	170	127			
18	209	266	246	227	271	249	253	176	176	171	164	128			
Average	229	278	270	263	291	283	288	196	181	188	169	131			



MOMBASA AUCTION HISTORICAL SALE AVERAGE CUMULATIVE



BUYERS' PURCHASES SALE 18 2018

Buyer	% Sold	Totals	BP1	PF1	PD	DUST1	BP2	PF2	DUST2	FNGS	BMF
GLOBAL TEA & ✓	17.63	25,100	1,320	9,900	5,520	2,120	100	140	1,440	1,520	3,040
L.A.B. ✓	14.18	20,180	600	4,620	11,480	3,280	60	0	140	0	0
CARGILL KENYA ✓	12.64	18,000	3,360	8,880	5,440	320	0	0	0	0	0
JAMES FINLAY ✓	9.45	13,460	2,140	5,200	2,908	740	0	852	340	1,280	0
CHAI TRADING ✓	8.54	12,155	499	9,876	640	680	40	300	100	0	20
VAN REES KENYA ✓	6.39	9,091	2,800	2,800	2,280	460	140	80	60	471	0
DEVCHAND ✓	4.85	6,900	320	6,420	120	40	0	0	0	0	0
COFFTEA AGENCIES ✓	3.40	4,840	2,340	480	40	0	0	220	0	1,760	0
MOMBASA COFFEE ✓	3.23	4,600	0	240	2,560	1,800	0	0	0	0	0
SSOE (KENYA) ✓	2.98	4,240	1,300	660	1,000	800	140	80	100	80	80
M.J. CLARKE LTD ✓	2.47	3,520	0	420	1,640	440	0	180	240	600	0
IMPERIAL TEAS ✓	2.37	3,380	1,460	780	340	320	0	80	400	0	0
AL-EMIR LTD ✓	1.73	2,460	560	1,720	80	0	20	0	80	0	0
SHAKAB ✓	1.19	1,700	240	1,080	140	80	100	40	20	0	0
ALIBHAI RAMJI ✓	1.05	1,500	0	600	280	500	0	0	120	0	0
RANFER TEAS K ✓	0.96	1,360	880	80	40	240	0	20	60	20	20
INDO-AFRICAN TEA ✓	0.73	1,040	120	280	40	120	480	0	0	0	0
Green Leaf Trading ✓	0.64	917	0	0	0	0	0	0	120	157	640
LINDOP & COMPANY ✓	0.62	880	0	600	160	120	0	0	0	0	0
CHAMU SUPPLIES	0.55	780	600	40	0	0	0	40	80	20	0
McLEOD RUSSEL	0.45	640	240	120	0	40	0	0	80	160	0
STANSAND (A) LTD	0.44	620	40	80	80	0	0	100	0	320	0
ABBAS TRADERS	0.42	600	0	320	120	60	0	100	0	0	0
SUMMER LINER	0.39	560	160	0	40	0	300	0	0	20	40
AFRIBRIDGE TRADE	0.38	540	0	0	0	0	0	140	0	400	0
AIMCO	0.31	440	0	0	160	0	0	0	20	180	80
MAYMUN	0.28	400	0	80	0	0	40	60	60	40	120
KIRINDO TRADERS	0.25	360	180	0	0	0	80	0	0	0	100
AFRO TEAS LIMITED	0.24	340	0	0	0	0	0	0	0	60	280
GOKALTRADING	0.21	300	40	0	0	40	0	60	160	0	0
TROPICAL CROPS &	0.21	300	160	0	0	0	60	0	0	0	80
TANJAL TEA	0.18	260	60	0	80	40	80	0	0	0	0
MOMBASA TEA	0.15	220	40	0	140	40	0	0	0	0	0
LULA TRADING	0.11	160	20	0	0	0	0	0	0	20	120
AL-KHALIFA	0.07	100	0	0	0	0	0	0	0	0	100
BURALE CLEARING	0.06	80	0	0	0	0	0	0	0	0	80
GOKAL	0.06	80	80	0	0	0	0	0	0	0	0
MARA CHAI LIMITED	0.06	80	0	0	0	0	0	0	0	80	0
JAWAI TEA LIMITED	0.03	40	40	0	0	0	0	0	0	0	0
LUTEX LIMITED	0.03	40	40	0	0	0	0	0	0	0	0
RIOTANA TRADING	0.03	40	0	0	0	0	40	0	0	0	0
TRUST TEA	0.03	40	40	0	0	0	0	0	0	0	0
EMPIRE KENYA	0.01	20	0	0	0	0	0	0	20	0	0

Kilos Sold By Country - Sale no. 18 & Cumulative to date (2017 vs 2018)

	Current Sale 18/2018		Same Sale Last Year 18/2017		Year To Date Sale 01-18/2018		Last Year To Date Sale 01-18/2017	Variance 2018 vs 2017
	Pkgs	Kilos	Pkgs	Kilos	Pkgs	Kilos	Kilos	Kilos
KENYA	107,671	7,306,137.00	93,979	6,266,752.00	1,759,757	117,744,121.30	101,122,710.00	16,621,411
UGANDA	18,033	1,017,520.00	14,320	805,900.00	326,995	18,274,280.00	15,321,955.00	2,952,325
BURUNDI	3,000	186,714.00	2,700	172,511.00	46,798	2,982,187.00	2,818,614.00	163,573
TANZANIA	5,380	301,786.00	2,540	146,241.00	86,583	4,698,197.00	1,444,614.00	3,253,583
RWANDA	7,400	505,202.00	5,180	352,051.50	112,505	7,643,064.00	6,793,001.50	850,063
MALAWI							24,120.00	(24,120)
MADAGASCAR			320	16,400.00			36,356.00	(36,356)
MOZAMBIQUE	879	45,521.00	20	888.00	5,651	262,603.00	112,122.00	150,481
DR CONGO			320	17,968.00	2,020	126,704.00	222,412.00	(95,708)
ETHIOPIA			960	41,658.00	5,400	246,626.00	212,883.00	33,743
TOTALS:	142,363	9,362,880.00	120,339.0	7,820,369.50	2,345,709	151,977,782.30	128,108,787.50	23,835,252

Actual Packages on offer for coming sale 19 of 7th & 8th May, 2018

(By Grade / by Country)

	BP1	PF1	PD	DUST1	BP2	PF2	DUST2	FNGS	BMF	Total
KENYA	20,560	51,400	29,980	11,800	580	860	2,520	3,900	1,800	123,400
UGANDA	2,460	4,380	5,140	2,220	560	1,760	600	2,094	3,020	22,234
RWANDA	2,198	2,000	1,080	480	580	220	520	240	120	7,438
TANZANIA	300	3,420	920	260	180	180	160	540	620	6,580
BURUNDI	960	1,360	520	120	0	0	0	80	0	3,040
MOZAMBIQUE	0	0	0	0	0	0	20	220	380	620
DR CONGO	0	40	20	0	0	0	0	0	0	60
Total	26,478	62,600	37,660	14,880	1,900	3,020	3,820	7,074	5,940	163,372

Upcoming Auction Offerings by Country
Sale no. 19 and 20/ 2018

COUNTRY	Sale 19/ 2018 (Actual packages)		Sale 20/ 2018		VARIANCE
	Pkgs	Kgs	Pkgs	Kgs	Kgs
KENYA	123,400.00	8,343,415.00	122,540.00	8,269,978.00	(73,437.00)
UGANDA	22,234.00	1,264,223.00	23,800.00	1,362,615.00	98,392.00
RWANDA	7,438.00	502,416.00	8,202.00	557,785.00	55,369.00
BURUNDI	3,040.00	123,159.00	3,380.00	213,345.00	90,186.00
TANZANIA	6,580.00	439,256.00	8,710.00	483,809.00	44,553.00
D R CONGO	60.00	3,660.00	200.00	13,900.00	10,240.00
MOZAMBIQUE	620.00	21,864.00	440.00	30,756.00	8,892.00
TOTALS:	163,372.00	10,697,993.00	167,272	10,932,188.00	234,195.00

MAIN GRADE COMPARATIVE RANKINGS – SALE 18 2018

Mark	BP1				Mark	PF1				Mark	PD				Mark	DUST1			
	Pre	Lo	High	De		Prev	Low	Hig	Dev		Pre	Low	Hig	De		Prev	Lo	Hig	Dev
1 KITABI	365	387	412	47	KATHANGARIRI	358	343	355	-3	NYABIHU	382	365	365	-17	KITABI	382	340	340	-42
2 NYABIHU	402	402	408	6	NYABIHU	350	338	347	-3	KITABI	350	330	330	-20	KIMUNYE	331	324	326	-5
3 RUBAYA	401	350	401	0	MUNUNGA	346	338	342	-4	KATHANGARIRI	318	315	317	-1	GATHUTHI	336	325	325	-11
4 NSHILI KIVU	358	340	352	-6	RUKURIRI	346	325	332	-14	IMENTI	310	308	312	2	KATHANGARIRI	350	315	323	-27
5 KATHANGARIRI	310	330	332	22	KITABI	349	322	330	-19	GACHARAGE	298	307	310	12	IMENTI	315	306	312	-3
6 GACHARAGE	313	324	330	17	GATHUTHI	348	330	330	-18	GATHUTHI	315	302	304	-11	KANGAITA	310	305	310	0
7 GITUGI	301	280	304	3	KIMUNYE	342	324	330	-12	MUNUNGA	302	292	304	2	NGERE	300	290	306	6
8 MATA	296	278	300	4	MUNGANIA	350	322	328	-22	NJUNU	298	296	304	6	KINORO	302	290	304	2
9 MUGANZA-KIVU	300	300	300		KANGAITA	334	317	326	-8	MUNGANIA	304	295	302	-2	MUNGANIA	306	302	304	-2
10 GATARE	292	268	296	4	IMENTI	333	316	324	-9	NGERE	304	299	302	-2	NJUNU	301	290	304	3
11 RUKURIRI	302	280	296	-6	NGERE	320	302	323	3	KIMUNYE	302	296	300	-2	THETA	296	288	304	8
12 GITHONGO	304	280	292	-12	NJUNU	330	310	322	-8	KIONYO	298	297	300	2	RUKURIRI	304	300	303	-1
13 MUSHUBI	295	289	289	-6	RUBAYA	320	315	320	0	CHINGA	294	288	298	4	GITHONGO	296	282	302	6
14 KIMUNYE	300	274	286	-14	GITUGI	336	314	316	-20	GITUGI	298	296	298	0	IKUMBI	306	290	302	-4
15 KAMBAA	262	270	284	22	KINORO	321	306	311	-10	KANGAITA	300	290	298	-2	MUNUNGA	302	302	302	0
16 IMENTI	302	270	280	-22	GACHARAGE	326	308	310	-16	KINORO	292	292	298	6	GITUGI	300	290	300	0
17 NDIMA	274	247	280	6	MABAYI	305	309	310	5	RUKURIRI	300	297	298	-2	GACHARAGE	314	290	298	-16
18 NJUNU	306	260	278	-28	MAKOMBOKI	318	305	310	-8	THUMAITA	292	292	297	5	KIRU	298	286	298	0
19 MUNGANIA	300	260	276	-24	NDIMA	324	306	310	-14	IKUMBI	292	294	296	4	KAMBAA	306	288	296	-10
20 RAGATI	260	274			IKUMBI	326	300	309	-17	MAKOMBOKI	296	288	296	0	NSHILI KIVU	295	295		
21 KANGAITA	282	265	269	-13	KAMBAA	314	305	309	-5	THETA	292	292	296	4	MAKOMBOKI	290	290	294	4
22 KANYENYA	235	268			KIEGOI	321	305	308	-13	NDIMA	292	293	294	2	NDARUGU	296	290	294	-2
23 IKUMBI	270	240	266	-4	CHINGA	320	305	307	-13	GITHONGO	292	290	292	0	THUMAITA	296	285	294	-2
24 KIEGOI	280	265	266	-14	GITHAMBO	320	302	307	-13	WERU	294	284	292	-2	NDIMA	294	292	292	-2
25 GISOVU	285	258	265	-20	GITHONGO	320	304	307	-13	IRIINI	298	290	290	-8	NDUTI	300	292	292	-8
26 MUNUNGA	286	265	265	-21	KAGWE	314	304	307	-7	KIEGOI	298	285	290	-8	RAGATI	290	290	290	0
27 WERU	280	252	264	-16	KIONYO	314	305	307	-7	NDARUGU	294	286	290	-4	KAGWE	292	287	290	-2
28 OLENG	262	235	263	1	GATUNGURU	309	300	306	-3	KANYENYA	292	284	289	-3	KIONYO	298	280	290	-8
29 GITHAMBO	286	254	262	-24	TEZA	306	302	304	-2	MUGANZA-KIVU	275	289			MATAARA	290	290	290	0
30 NDARUGU	275	250	262	-13	RAGATI	316	300	303	-13	GATARE	286	288	288	2	WERU	289	267	290	1

31	NGERE	286	250	260	-26	THETA	312	299	303	-9	MICHI	292	282	288	-4	MICHI	288	287	287	-1
32	MAKOMBOKI	275	250	258	-17	KIRU	314	300	302	-12	NSHILI KIVU	298	275	288	-10	CHINGA	294	280	286	-8
33	IRIAINI	272	244	256	-16	NDUTI	310	300	302	-8	RAGATI	292	286	288	-4	KANYENYA	288	284	286	-2
34	GATUNGURU	266	249	255	-11	THUMAITA	316	300	302	-14	GACHEGE	292	285	288	-4	IGEMBE	280	285	285	5
35	GATHUTHI	275	253	254	-21	WERU	314	300	302	-12	KAMBAA	294	288	288	-6	IRIAINI	290	275	285	-5
36	KIONYO	265	244	254	-11	IGEMBE	310	300	300	-10	NDUTI	302	285	288	-14	MUGANZA-KIVU	285	285		
37	KINORO	270	240	252	-18	IRIAINI	309	300	300	-9	KAGWE	292	285	287	-5	GIANCHORE	284	284		
38	THUMAITA	285	240	252	-33	NDARUGU	310	300	300	-10	MATAARA	294	286	287	-7	MABAYI	284	284		
39	IGEMBE	250	250			MICHI	306	280	290	-16	GITHAMBO	292	282	286	-6	MOMUL	300	276	280	-20
40	KAGWE	275	242	250	-25	MOMUL	304	286	290	-14	KIRU	292	284	286	-6	CHEMOMI	290	280	280	-10
41	KAMARYA	230	236	250	20	GACHEGE	300	288	290	-10	NYANKOBA	283	274	286	3	GATUNGURU	290	274	280	-10
42	NDUTI	270	250	250	-20	KANYENYA	302	285	290	-12	GATUNGURU	292	284	285	-7	GITHAMBO	290	270	280	-10
43	NYANKOBA	267	244	250	-17	NYANKOBA	306	284	289	-17	IGEMBE	296	285	285	-11	KIP KOIMET	292	278	278	-14
44	GIANCHORE	258	242	246	-12	GISOVU	287	287	287	0	OLENG	282	276	279	-3	KARIRANA	272	257	277	5
45	THETA	240	246			OLENG	290	270	285	-5	MUSHUBI	278	278	278	0	NYANKOBA	274	276	276	2
46	MATAARA	265	245	245	-20	SHAGASHA	289	277	285	-4	SIONGO	274	264	276	2	TEZA	270	276	276	6
47	GISAKURA	262	240	240	-22	SIONGO	302	280	285	-17	TEZA	270	274	276	6	TOROR	265	276	276	11
48	GACHEGE	265	220	240	-25	TIRGAGA	288	276	284	-4	MATA	286	275	275	-11	GATARE	275	275		
49	TEZA	242	237	240	-2	GIANCHORE	294	280	282	-12	MOMUL	280	272	274	-6	MUSHUBI	275	275		
50	MICHI	275	225	239	-36	SANGANYI	298	280	282	-16	IJENDA	266	273	274	8	SIONGO	287	274	275	-12
51	MOMUL	275	230	238	-37	MUGANZA-KIVU	275	281			MABAYI	270	274	274	4	OLENG	292	274	274	-18
52	CHEMOMI	271	220	237	-34	MOGOGO	286	272	280	-6	GISAKURA	274	267	273	-1	KARONGI	272	272		
53	SANGANYI	230	236			TOROR	278	270	280	2	CHEMOMI	274	266	272	-2	MOKAMA	270	272	272	2
54	SIONGO	254	230	235	-19	GATARE	282	277	279	-3	GIANCHORE	276	270	272	-4	GISAKURA	275	271	271	-4
55	SHAGASHA	252	225	234	-18	GISAKURA	290	277	279	-11	SANGANYI	280	266	272	-8	MATA	278	270	270	-8
56	CHELAL	237	210	234	-3	EBEREGE	280	260	278	-2	KARONGI	278	268	268	-10	TIRGAGA	272	262	270	-2
57	MWAMU	237	210	234	-3	OGEMBO	286	265	278	-8	BOITO	268	262	268	0	ITUMBE	270	270		
58	OGEMBO	239	211	231	-8	MATA	287	275	277	-10	ROROK	270	262	268	-2	KAPKO	272	260	264	-8
59	MABAYI	234	220	230	-4	MUSHUBI	282	275	277	-5	TOROR	269	264	268	-1	MULINDI	274	264	264	-10
60	TOMBE	240	210	228	-12	NSHILI KIVU	282	272	277	-5	SHAGASHA	266	255	267	1	MWAMU	260	264		
61	MOGOGO	248	227	227	-21	CHELAL	276	270	276	0	KAPKO	270	262	266	-4	MARAMBA	246	262		
62	TORA	232	205	227	-5	NYAMACHE	282	266	276	-6	MULINDI	292	260	266	-26	MOGOGO	270	260	260	-10
63	ITUMBE	235	208	226	-9	KAPKATET	282	266	274	-8	TIRGAGA	270	265	266	-4	SHAGASHA	274	260	260	-14
64	KAPSET	235	207	226	-9	MOKAMA	274	265	274	0	CHEBUT	266	260	266	0	BOITO	270	260	260	-10
65	MOKAMA	235	210	226	-9	MULINDI	277	272	273	-4	NYAMACHE	266	260	266	0	GACHEGE	265	258	260	-5
66	TIRGAGA	242	208	225	-17	KAPSET	278	265	272	-6	EBEREGE	260	264	265	5	KAPKATET	268	260	260	-8
67	EBEREGE	235	205	225	-10	MWAMU	308	265	272	-36	KARIRANA	274	254	264	-10	KIBWARI	276	260	260	-16
68	NYAMACHE	235	225	225	-10	TOMBE	280	265	272	-8	MOGOGO	268	260	264	-4	MOTIGO	266	260	260	-6
69	ROROK	250	210	225	-25	BOITO	280	267	270	-10	PFUNDA	256	262	264	8	OGEMBO	262	260	260	-2
70	TOROR	242	220	225	-17	IJENDA	280	270	270	-10	KAMARYA	272	262	264	-8	ROROK	266	260	260	-6
71	TEGAT	240	205	222	-18	ITUMBE	278	265	270	-8	KAPCHORUA	274	264	264	-10	SOKOT	259	259		
72	BOITO	247	220	220	-27	MOTIGO	276	262	270	-6	KAPSET	264	262	264	0	TOMBE	257	258	258	1
73	CHEBUT	230	210	220	-10	MUDETE	280	268	270	-10	KIP KOIMET	272	262	264	-8	KEPCHOMO	260	255	257	-3
74	KAPTUMO	240	205	220	-20	RWEGURA	295	270	270	-25	MOKAMA	270	262	264	-6	CHEBUT	250	256		
75	KEBIRIGO	240	207	220	-20	KEBIRIGO	282	265	268	-14	MUDETE	270	262	264	-6	TEGAT	268	252	255	-13
76	RUKERI	240	220	220	-20	KARIRANA	268	258	267	-1	MWAMU	265	260	264	-1	NGORONGO	252	247	254	2
77	TAITO	240	220	220	-20	CHEMOMI	276	266	266	-10	OGEMBO	264	260	264	0	PFUNDA	252	254	254	2
78	KAPKO	246	218	218	-28	LITEIN	270	265	265	-5	TEGAT	268	264	264	-4	MANARET	256	250	250	-6
79	KOBEL	265	205	215	-50	ROROK	274	260	265	-9	TOMBE	265	260	264	-1	KAPSET	260	250	250	-10
80	SIRET	220	210	215	-5	KAPKO	274	260	264	-10	KOBEL	268	262	262	-6	CHEBANGO	252	249	249	-3
81	KAPKATET	236	210	215	-21	KOBEL	269	258	264	-5	NGORONGO	260	244	262	2	NDARAWETTA	254	248	248	-6
82	NDARAWETTA	234	215	215	-19	CHEBUT	270	260	264	-6	CHELAL	268	260	262	-6	TAITO	254	244	248	-6
83	MULINDI	230	205	212	-18	KAPSARA	265	260	264	-1	ITUMBE	262	260	262	0	REYNA	242	244	244	2
84	KARIRANA	220	210	210	-10	KAPTUMO	269	264	264	-5	KAPKATET	270	260	262	-8	DL TEAS	250	240	244	-6
85	PFUNDA	230	200	210	-20	TORA	274	264	264	-10	KEBIRIGO	264	260	262	-2	KAIMOSI	258	244	244	-14
86	LITEIN	243	205	210	-33	PFUNDA	267	261	262	-5	LITEIN	268	260	262	-6	ARROKET	241	241		
87	MUDETE	210	210			KAMARYA	272	262	262	-10	KAPSARA	265	260	260	-5	SITOI	240	240	240	0
88	KIBWARI	208	208			CHEBANGO	269	259	261	-8	KAPTUMO	265	260	260	-5	TINDERET	237	239		
89	MOTIGO	240	205	208	-32	KIP KOIMET	276	260	260	-16	MOTIGO	266	260	260	-6	KIPKEBE	206	238	238	32
90	SOKOT	180	208			TEGAT	276	260	260	-16	TORA	260	260			SETYON	236	232	235	-1
91	KEPCHOMO	217	195	206	-11	MANARET	268	252	258	-10	RWEGURA	250	250	258	8	KIPTENDEN	234	234		
92	IJENDA	210	190	200	-10	KIBWARI	266	250	256	-10	MARAMBA	254	244	256	2	MBOGO TEA	230	229	233	3
93	KAIMOSI	200	200			NJERU	238	256			SIRET	260	256	256	-4	CHANGOI	246	230	230	-16
94	RWEGURA	205	185	200	-5	MARAMBA	251	246	255	4	KIBWARI	268	256	256	-12	KIPCHABO	240	230	230	-10
95	KIPCHABO	192	192			SIRET	262	250	254	-8	NJERU	246	255			METTARORA	219	218	228	9
96	EMROK	190	190			DL TEAS	248	244	252	4	MANARET	259	246	250	-9	ELGON TEA	230	227	227	-3

97	SETYON	190	190		SOKOT	248	252		REYNA	249	250	250	1	KERITOR	224	220	220	-4		
98	DL TEAS	205	185	190	-15	KEBEN	250	250	CHEBANGO	252	249	250	-2	CHEBOSWA	188	186	216	28		
99	MBOGO TEA	182	182		KEPCHOMO	260	248	250	-10	KEPCHOMO	256	250	250	-6	ITONA	226	216	216	-10	
100	NGORONGO	154	180		KIPCHABO	258	245	249	-9	SOKOT	250	250		KAYONZA	215	215				
101	KIPTAGICH	180	170	170	-10	BONDET	240	248	DL TEAS	248	242	248	0	SAPTET	199	208	214	15		
102	TILYA	162	162		NGORONGO	251	235	248	-3	NDARAWETTA	254	248	248	-6	TINET	200	210	210	10	
103	CHANGOI	160	160		NDARAWETTA	250	240	248	-2	KAIMOSI	258	244	246	-12	BUHWEJU	205	207	207	2	
104	KIPSINENDE	164	160	160	-4	KAPCHORUA	246	243	247	1	SETYON	230	232	242	12	CHIMCHIM	206	204	204	-2
105	CHIMCHIM	157	148	152	-5	SETYON	250	244	244	-6	ARROKET	230	241		CUPATEA	202	202			
106	KIPKEBE	170	150	152	-18	RUKERI	264	244	244	-20	BONDET	235	241		IGARA	218	196	200	-18	
107	MUGOMA	147	152	152	5	SITOI	239	241	243	4	EMROK	240	240	240	0	KABIANGA	195	200	200	5
108	BUHWEJU	150	150	150	0	EMROK	240	240	METTARORA	238	220	240	2	KIPSINENDE	205	200	200	-5		
109	NGOINA	160	150	150	-10	MBOGO TEA	249	230	240	-9	KEBEN	244	240	240	-4	MUGOMA	194	198		
110	TAGABI	160	150	150	-10	KAIMOSI	260	218	240	-20	TINDERET	240	238	240	0	NYARINDA	198	196	196	-2
111	GLOBAL VILLAG	150	148	150	0	ARROKET	238	239	KIPCHABO	240	237	239	-1	SWAZI	212	190	192	-20		
112	IGARA	150	146	150	0	TINET	230	238	KIPKEBE	202	202	238	36	KERICHO	216	191	191	-25		
113	KIKO	150	150		MASINGI	242	230	238	-4	TOYOI	248	238	238	-10	MUZIZI	194	189	189	-5	
114	MUNOBWA	152	150	150	-2	METTARORA	237	228	236	-1	SITOI	240	232	234	-6	BUGAMBE	182	186		
115	MUZIZI	150	150		CHEMAMUL	232	230	236	4	ELGON TEA	238	230	232	-6	DINDIRA	190	160	186	-4	
116	KIPTENDEN	150	149	149	-1	KERITOR	236	236	CHANGOI	248	230	230	-18	KIMUGU	190	180	184	-6		
117	KOIWA	161	148	148	-13	SIOMO	242	236	236	-6	CYOHOKA	240	230	230	-10	KIKO	165	162	182	17
118	ITONA	158	148	148	-10	TILUET	225	234	236	11	MBOGO TEA	232	225	229	-3	BUZIRASAGAMA	188	180	180	-8
119	KASAKU	150	148	148	-2	REYNA	245	232	232	-13	SIOMO	240	225	227	-13	GLOBAL VILLAGE	210	180	180	-30
120	KIGUMBA	147	147		TINDERET	226	232	232	6	SAPTET	220	216	223	3	LIVINGSTONIA	217	180	180	-37	
121	MOGENI	147	147		KAPSONGOI	220	224	230	10	MATUTA	214	217	221	7	KYAMUHUNGA	178	178			
122	LELAGOIN	146	146		KAYONZA	230	230		KIPTAGICH	232	220	220	-12	MUNOBWA	210	178	178	-32		
123	NAMAYIBA	146	146	146	0	MATUTA	226	230	230	4	TINET	200	214	220	20	MAHENYE	174	174		
124	BUZIRASAGAMA	147	145	145	-2	TAITO	250	226	230	-20	CHEMAMUL	222	216	220	-2	KAKONDE	186	160	170	-16
125	CHA ST.ANTONIO	138	144		SISIBA	228	228		KAYONZA	226	209	219	-7	ANKOLE	185	160	166	-19		
126	ANKOLE	150	142	144	-6	NYAMBYA	220	226	226	6	ITONA	222	214	216	-6	IKANGA	166	166		
127	LUWALA	144	144		ELGON TEA	240	225	225	-15	KAPSONGOI	220	216	216	-4	CHIVANJEE	163	163			
128	MWENGE	149	142	144	-5	KIPSINENDE	218	220	225	7	SISIBA	215	215		RUSEKERE	160	160			
129	RUSEKERE	145	140	142	-3	TOYOI	240	220	224	-16	TILUET	214	214	214	0	KASAKU	160	160		
130	MWERA	148	142	142	-6	KAISUGU	215	222	222	7	MUFINDI	218	210	210	-8	KELUNET	180	155	155	-25
131	CHIVANJEE	145	135	141	-4	KIPTAGICH	242	220	220	-22	NYAMBYA	210	210		KIAMARA	155	155			
132	IKANGA	138	140		CHANGOI	245	216	220	-25	CHIMCHIM	204	200	209	5	MABALE	166	154	154	-12	
133	KIJURA	145	140	140	-5	IGARA	216	220	TILYA	200	208	208	8	KIGUMBA	152	152				
134	MPANGA	140	140		MUGOMA	206	210	218	12	LELAGOIN	209	160	204	-5	CHA ST.ANTONIO	145	145			
135	KIAMARA	138	138		TILYA	214	216	218	4	MUGOMA	192	202	202	10	ARC MOUNTAIN					
136	MITYANA	145	138	138	-7	CHIMCHIM	216	205	216	0	CHEBOSWA	190	201	201	11	BONDET				
137	MABALE	135	135		ITONA	216	210	214	-2	CUPATEA	190	198	200	10	EMROK					
138	ARC MOUNTAIN				MUFINDI	198	210	214	16	KAISUGU	192	193	200	8	GISOVU					
139	ARROKET				MOGENI	210	205	212	2	SAKAWA	200	200		KAISUGU						
140	BONDET				BUHWEJU	205	211	211	6	KABIANGA	191	195	200	9	KAPTIEN					
141	BUGAMBE				BWIINDI	190	192	210	20	KIPSINENDE	210	200	200	-10	KARAMBI					
142	CHEBOSWA				KELUNET	201	190	208	7	KELUNET	170	170	198	28	KIBENA					
143	CHINGA				LELAGOIN	204	200	208	4	BUHWEJU	194	188	196	2	KIPTAGICH					
144	CUPATEA				KABIANGA	206	206	206	0	GLOBAL VILLAC	189	178	196	7	KOBEL					
145	DINDIRA				MUNOBWA	196	201	205	9	MOGENI	202	190	196	-6	KOIWA					
146	ELGON TEA				LIVINGSTONIA	199	190	204	5	NYARINDA	192	190	196	4	LELAGOIN					
147	KAISUGU				CUPATEA	195	200	200	5	BWIINDI	202	184	194	-8	MONTE BRANCO					
148	KAPTIEN				SAPTET	200	200		IGARA	204	190	194	-10	NAMAYIBA						
149	KARAMBI				NYARINDA	204	200	200	-4	LIVINGSTONIA	204	180	190	-14	NGOINA					
150	KARONGI				RUSEKERE	180	198	198	18	SWAZI	204	190	190	-14	RUBAYA					
151	KELUNET				KIKO	179	198	198	19	BUGAMBE	170	155	186	16	RUTSIRO					
152	KERICHO				BUZIRASAGAMA	178	191	197	19	KIMUGU	170	180		RWAKA						
153	KIBENA				MAGURA	182	186	192	10	MAGURA	160	176	180	20	SAKAWA					
154	KIMUGU				KYAMUHUNGA	190	186	190	0	RWAKA	186	177	177	-9	SIRET					
155	MANARET				IKANGA	194	188	188	-6	KYAMUHUNGA	144	175		TAGABI						

156 MARAMBA	KAKONDE	178	188	188	10	BUZIRASAGAM	180	155	172	-8	BWINDI
157 METTARORA	SWAZI	178	178	182	4	MUNOBWA	174	170	170	-4	CHELAL
158 MONTE BRANCO	KARAMBI	176	164	180	4	NGOINA		168	168		CHEMAMUL
159 REYNA	GLOBAL VILLAGE	180	175	180	0	IKANGA		162	166		CYOHOHA
160 RUTSIRO	KIJURA	184	172	178	-6	CHIVANJEE	180	162	165	-15	EBEREGE
161 RWAKA	MAHENYE	172	160	174	2	MWENGE	160	156	162	2	GISOZI
162 SAKAWA	KAHUNA		160	170		NAMAYIBA	160	155	160	0	HIMA
163 SAPTET	CHIVANJEE	169	166	168	-1	RUSEKERE	170	160	160	-10	IJENDA
164 SITOI	NAMAYIBA	158	162	166	8	ANKOLE	172	150	160	-12	KAHUNA
165 TINET	ANKOLE	180	158	164	-16	KAKONDE	180	142	160	-20	KAMARYA
166 BWINDI	MABALE	168	160	160	-8	KASAKU	162	154	154	-8	KAPCHORUA
167 CHEBANGO	KIAMARA	156	158	158	2	MABALE	166	154	154	-12	KAPSARA
168 CHEMAMUL	KIGUMBA		158	158		KIAMARA	156	150	150	-6	KAPSONGOI
169 CYOHOHA	MWERA	158	158	158	0	KIGUMBA		150	150		KAPTUMO
170 GISOZI	MWENGE		156	156		KIJURA	170	150	150	-20	KEBEN
171 HIMA	KASAKU	158	150	154	-4	TORO	162	148	150	-12	KEBIRIGO
172 KABIANGA	TORO	158	151	152	-6	MITYANA	156	145	145	-11	KIEGOI
173 KAHUNA	MITYANA	156	150	150	-6	CHA ST.ANTONIO	140	140			KIGEZI HIGHLAND
174 KAKONDE	MPANGA		150	150		ARC MOUNTAIN					KIJURA

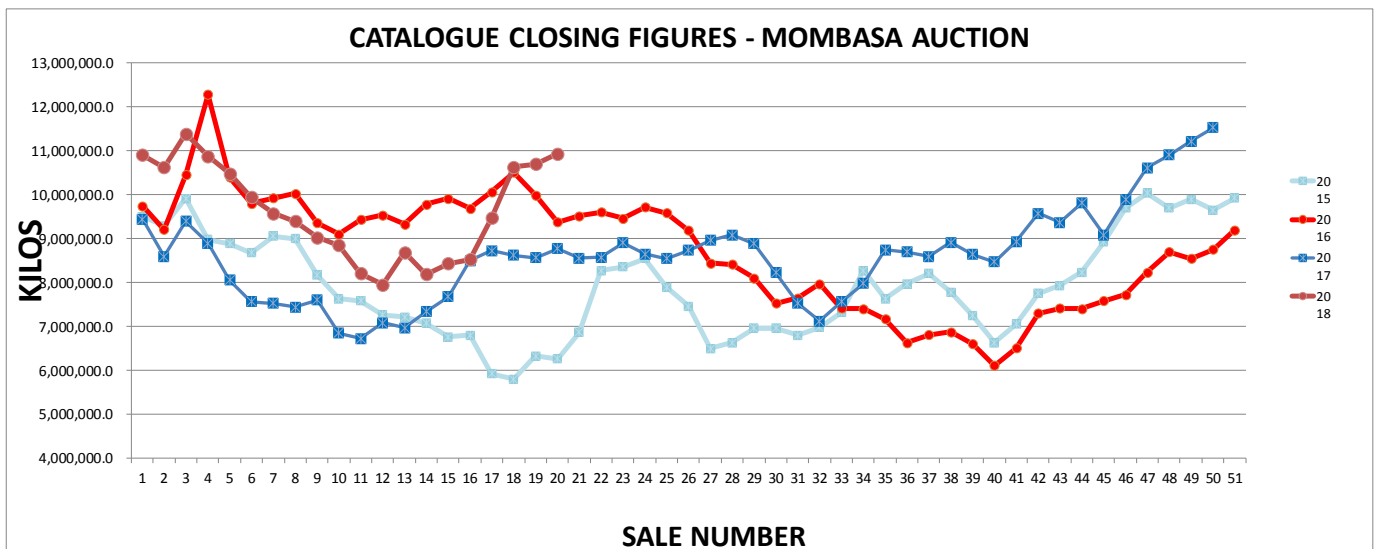
SECONDARY GRADES

Mark	BP/2			Mark	PF/2			Mark	DUST/2			Mark	FNGS/1/2			Mark	BMF		
	Prev	Low	Hig		Prev	Low	High		Prev	Low	Hig		Prev	Low	Hig		Pre	Low	Hig
1 KITABI	268	256	256	NSHLI KIVU	257	257	257	NYABIHU	286	278	278	NYABIHU	292	292	MUGANZA-KIVU	170	170		
2 RUBAYA	252	245	254	MULINDI	260	250	252	MUNGANIA		275	275	KITABI	267	267	REYNA	140	140		
3 NYABIHU	260	254	254	MATA	252	239	239	RUBAYA	280	253	268	MUGANZA-KIVU	228	228	CHEMOMI	128	140		
4 RUTSIRO		234	234	GISAKURA	236	232	232	MOMUL	230	256	256	KATHANGARIRI	221	219	KEPCHOMO	128	140		
5 RUKERI	231	230	230	KINIHIRA	230	230	230	RUTSIRO		246	246	NDUTI	185	219	ARC MOUNTAIN	138	138		
6 NSHLI KIVU	264	216	224	KAYONZA	205	200	211	KATHANGARIRI		245	245	OLENG	200	216	KAISUGU	128	126		
7 MATA	230	217	222	MBOGO TEA	196	190	206	MUSHUBI	250	240	240	GATUNGURU		218	218	DINDIRA	125	128	
8 MUGANZA-KIVU	230	210	217	MANARET		196	196	OLENG		240	240	KAMBAA	226	218	CHEBOSWA	128	134		
9 GISOVU		210	210	ELGON TEA	198	182	182	MULINDI	242	180	230	KANGAITA	219	218	ELGON TEA	128	132		
10 CHEBANGO		195	195	SIOMO	180	180	182	RUKERI	235	230	230	MATAARA		218	218	KIPTAGICH	132	132	
11 PFUNDA	206	194	194	IGARA	172	150	180	RUKURIRI	216	230	230	THUMAITA		217	217	MARAMBA	130	128	
12 GISAKURA		190	190	KERITOR	188	180	180	SHAGASHA		225	227	MICHI	180	216	KIPSINENDE	132	130		
13 NDARAWETTA	196	190	190	MUGOMA	178	174	176	WERU		215	215	GITHONGO	214	216	NDARAWETTA	128	132		
14 MANARET		188	188	BUZIRASAGAMA		175	175	THUMAITA	221	212	212	KIEGOI		216	216	NAMAYIBA	125	131	
15 TAITO	176	186	186	DL TEAS	188	174	174	IKUMBI		210	210	KINORO	218	216	216	MBOGO TEA	126	130	
16 NGORONGO	170	174	184	SAKAWA	180	170	170	MATA		208	208	MOTIGO	180	190	216	NGORONGO	128	130	
17 KEBEN		184	184	KYAMUHUNGA		168	170	IMENTI		205	205	RWEGURA	185	210	210	SAKAWA	124	130	
18 REYNA	180	180	180	CHIMCHIM	165	168	168	MWAMU		205	205	PFUNDA	208	204	204	DL TEAS	127	125	
19 SHAGASHA	184	179	179	RUSEKERE	176	166	168	KAYONZA		180	202	MUNGANIA	200	204	204	HIMA	130	128	
20 ELGON TEA		162	162	MAGURA	169	154	165	GATHUTHI	200	200	200	MUNUNGA	218	200	200	ITONA	130	130	
21 MBOGO TEA	172	162	162	TILYA	150	164	164	GISAKURA	196	199	199	GATHUTHI		196	196	KAYONZA	130	130	
22 CHEBOSWA	180	160	160	BUHWEJU		160	160	MICHI	207	198	198	NDARUGU	200	196	196	KIBWARI	130	130	
23 KERICHO		152	160	NAMAYIBA	162	152	160	TEZA	194	198	198	TORA		194	194	KYAMUHUNGA	130	130	
24 KIMUGU		155	155	NYAMBYA	168	152	158	TOMBE	194	185	193	CHEBANGO	196	190	190	MUFINDI	134	130	
25 RUSEKERE	152	144	144	GLOBAL VILLAGE	165	157	157	MANARET	204	192	192	KIP KOIMET		190	190	BUGAMBE	129	129	
26 GLOBAL VILLAGE TEA	142	142		KIJURA	160	156	156	SWAZI	205	192	192	MAKOMBOKI	215	189	189	MUGOMA	129	129	
27 ARC MOUNTAIN		141	141	LUWALA		152	156	GATARE	220	182	190	KAPKATET	180	188	188	RUSEKERE	124	125	
28 BUHWEJU	154	140	140	KIGUMBA		154	154	KIMUNYE	204	190	190	SANGANYI	188	178	188	MITYANA	123	129	
29 DINDIRA	148	140	140	MWERA		154	154	KABIANGA	199	185	189	TOMBE	186	172	188	MANARET	128	128	
30 KIJURA	148	140	140	MONTE BRANCO		150	150	NYANKOBA		189	189	GATARE	200	186	186	MONTE BRANCO	128	128	
31 KIKO		140	140	KWAMKORO		150	150	SETYON	186	135	186	KIMUNYE	227	186	186	SETYON	126	128	
32 BWINDI		138	138	MABALE		150	150	KIPTAGICH	192	178	185	WERU	180	184	184	SITOI	125	128	
33 HIMA		136	138	MITYANA		150	150	GIANCHORE	190	184	184	KIPTAGICH	195	179	182	ANKOLE	138	128	
34 MABALE	152	138	138	CHIVANJEE	150	147	149	KAISUGU	190	135	183	SETYON	198	180	180	BWINDI	127	128	
35 MWERA	148	136	138	TORO		148	148	BUHWEJU		180	180	GACHEGE	175	180	180	CHIVANJEE	125	127	

36	ARROKET	ARC MOUNTAIN	BUZIRASAGAMA	183	174	180	IJENDA	180	180	IGARA	128	128		
37	BUGAMBE	ARROKET	KERITOR		180	180	IRIAINI	180	180	KEBEN	128	128		
38	CHIMCHIM	BUGAMBE	SAKAWA	180	148	179	KEBRIGO	194	170	180	KIKO	124	128	128
39	CUPATEA	CHEBOSWA	CUPATEA	198	178	178	LITEIN	170	175	180	LUWALA	128	127	128
40	EMROK	CUPATEA	NYAMBYA	190	178	178	NDARAWETTA	176	180	180	MAGURA	128	128	128
41	GATARE	DINDIRA	KIPCHABO	174	176	176	MULINDI	178	178	178	MWENGE	132	128	128
42	KAISUGU	EMROK	IRIAINI		175	175	NGERE	200	178	178	SWAZI	129	127	128
43	KAPTIEN	GATARE	MOTIGO	196	170	175	EBEREGE		176	176	KERICHO	127	126	127
44	KARIRANA	GISOVU	MAGURA	135	136	174	GISOZI		176	176	KIBENA		125	127
45	KIBENA	KAISUGU	MUNOBWA	178	170	172	MUDETE	180	176	176	TAGABI	126	125	127
46	KIPTAGICH	KAPTIEN	SIOMO	146	140	172	TEGAT	170	176	176	GLOBAL VILLAGE	126	126	127
47	KOBEL	KARIRANA	KJUURA	166	165	165	KIBENA		170	174	KAKONDE	125	127	127
48	MARAMBA	KERICHO	PFUNDA	166	162	164	SHAGASHA	175	174	174	KIAMARA	123	127	127
49	METTARORA	KIBENA	CHEBANGO	163	162	162	KAPTUMO	190	170	174	KIPCHABO	133	127	127
50	MICHI	KIMUGU	KIGUMBA		162	162	ROROK	200	174	174	BUHWEJU	133	126	126
51	MOGOGO	KIPTAGICH	CHIMCHIM	168	160	160	ITONA	174	170	172	MABALE	122	126	126
52	MOMUL	KITABI	EMROK	144	153	153	SIONGO	192	160	172	MUZIZI	124	126	126
53	MONTE BRANCO	KOBEL	DINDIRA	148	150	150	KOBEL	185	169	170	MWERA	126	126	126
54	MUGOMA	MARAMBA	MBOGO TEA	158	145	150	MOGOGO	219	170	170	NYAMBYA	126	126	126
55	MULINDI	METTARORA	KARIRANA	144	130	147	CHEBUT	185	162	170	TORO	126	125	126
56	MUSHUBI	MICHI	REYNA		145	145	CHELAL	178	170	170	KABIANGA	123	125	125
57	NAMAYIBA	MOGOGO	KAPSARA		145	145	ITUMBE	180	170	170	TILYA	123	124	124
58	OLENG	MOMUL	KEBEN	146	142	142	KAPSET	174	170	170	KJUURA	124	120	120
59	SAKAWA	MUSHUBI	KIPSINENDE	140	135	141	KYAMUHUNGA	156	164	170	ARROKET			
60	SETYON	NGORONGO	ARC MOUNTAIN		140	140	MWAMU	170	170	170	CHIMCHIM			
61	SITOI	OLENG	MARAMBA	142	132	140	NYAMACHE	170	170	170	CUPATEA			
62	TAGABI	PFUNDA	DL TEAS	140	130	139	NYANKOBA	181	170	170	EMROK			
63	ANKOLE	REYNA	NGORONGO	147	137	137	TOROR	190	170	170	GATARE			
64	BUZIRASAGAMA	RUBAYA	MONTE BRANCO		128	136	KERITOR	168	168	168	GISAKURA			
65	CHEBUT	RUTSIRO	IKANGA		136	136	MUFINDI	164	160	168	GISOVU			
66	CHELAL	SETYON	ARROKET		125	133	CHEBOSWA	175	160	164	KAPTIEN			
67	CHEMOMI	SHAGASHA	CYOHOKA	136	132	132	BWINDI	164	158	164	KARIRANA			
68	CHIVANJEE	SITOI	LUWALA		132	132	MAGURA	163	160	164	KIMUGU			
69	CYOHOKA	TAGABI	MWERA		132	132	BUHWEJU		158	162	KITABI			
70	DL TEAS	ANKOLE	KIBENA		130	130	KIPCHABO	156	162	162	KOBEL			
71	EBEREGE	BWINDI	NAMAYIBA	134	130	130	METTARORA		150	161	MATA			
72	GACHEGE	CHEBANGO	TILYA	135	130	130	NYAMBYA	159	161	161	METTARORA			
73	GATHUTHI	CHEBUT	BUGAMBE				SWAZI	159	155	161	MICHI			
74	GATUNGURU	CHELAL	CHEBOSWA				ARROKET		150	160	MOGOGO			
75	GIANCHORE	CHEMOMI	ELGON TEA				KAPTIEN		160	160	MOMUL			
76	GISOZI	CYOHOKA	GISOVU				KERICHO	190	147	160	MULINDI			
77	GITHONGO	EBEREGE	KAPTIEN				REYNA	170	160	160	MUSHUBI			
78	IGARA	GACHEGE	KERICHO				GIANCHORE		160	160	NSHILI KIVU			
79	IJENDA	GATHUTHI	KIMUGU				IGARA		158	160	OLENG			
80	IKANGA	GATUNGURU	KITABI				CHIMCHIM	158	155	158	PFUNDA			
81	IKUMBI	GIANCHORE	KOBEL				ELGON TEA	165	156	158	RUBAYA			
82	IMENTI	GISOZI	METTARORA				SAKAWA	163	158	158	RUTSIRO			
83	IRIAINI	GITHONGO	MOGOGO				MWERA	160	145	157	SHAGASHA			
84	ITONA	HIMA	MUGOMA				DINDIRA	154	150	156	BUZIRASAGAMA			
85	ITUMBE	IJENDA	NSHILI KIVU				NGORONGO	186	155	156	CHEBANGO			
86	KABIANGA	IKANGA	RUSEKERE				IKANGA		154	156	CHEBUT			
87	KAKONDE	IKUMBI	SITOI				KAKONDE	158	156	156	CHELAL			
88	KAMBAA	IMENTI	TAGABI				LUWALA	158	156	156	CYOHOKA			
89	KANGAITA	IRIAINI	ANKOLE				KIGEZI HIGHLAN	164	154	154	EBEREGE			
90	KAPKATET	ITONA	BWINDI				KIPSINENDE	170	152	154	GACHEGE			
91	KAPSARA	ITUMBE	CHEBUT				TAGABI	162	152	152	GATHUTHI			
92	KAPSET	KABIANGA	CHELAL				KIMUGU	145	145	151	GATUNGURU			
93	KAPTUMO	KAKONDE	CHEMOMI				ARC MOUNTAIN		150	150	GIANCHORE			
94	KATHANGARIRI	KAMBAA	CHIVANJEE				KJUURA	162	150	150	GISOZI			
95	KAYONZA	KANGAITA	EBEREGE				MABALE		150	150	GITHONGO			
96	KEBRIGO	KAPKATET	GACHEGE				NAMAYIBA	146	148	148	IJENDA			
97	KEPCHOMO	KAPSARA	GATUNGURU				GLOBAL VILLAG	155	145	148	IKANGA			
98	KERITOR	KAPSET	GISOZI				KIAMARA	144	146	148	IKUMBI			
99	KIAMARA	KAPTUMO	GITHONGO				KIKO	144	144	148	IMENTI			
100	KIBWARI	KATHANGARIRI	GLOBAL VILLAGE TEA				MITYANA	151	147	148	IRIAINI			
101	KIEGOI	KEBEN	HIMA				TORO	145	145	147	ITUMBE			
102	KIGEZI HIGHLAND	KEBRIGO	IGARA				CHIVANJEE	148	140	146	KAMBAA			
103	KIGUMBA	KEPCHOMO	IJENDA				RUSEKERE	148	140	142	KANGAITA			
104	KIMUNYE	KIAMARA	ITONA				MONTE BRANC		130	140	KAPKATET			
105	KINIHIRA	KIBWARI	ITUMBE				TILYA	145	139	139	KAPSARA			

CATALOGUE CLOSING FIGURES – 2017 Vs 2018

Sale No.	2015		2016		2017		2018		Diferencial 2018 Vs. 2017	
	Pkgs	Kilos	Pkgs	Kilos	Pkgs	Kilos	Pkgs	Kilos	Pkgs	Kilos
1	147,165	9,493,191.5	148,451	9,735,654.5	145,178	9,437,045.5	170,026	10,902,243.0	24,848	1,465,197.5
2	143,751	9,289,282.5	139,820	9,199,450.0	140,125	8,593,123.5	165,456	10,623,001.0	25,331	2,029,877.5
3	154,710	9,906,594.5	159,276	10,449,664.5	144,994	9,386,541.5	179,439	11,385,435.0	34,445	1,998,893.5
4	139,364	8,971,223.5	188,659	12,275,549.0	138,097	8,890,671.5	168,997	10,873,246.0	30,900	1,982,574.5
5	138,215	8,882,666.0	159,398	10,393,542.0	124,938	8,054,484.0	162,594	10,480,140.0	37,656	2,425,656.0
6	139,078	8,676,309.0	150,152	9,801,201.0	117,320	7,562,742.7	153,970	9,941,178.0	36,650	2,378,435.3
7	141,725	9,054,005.0	153,397	9,915,132.0	116,361	7,518,587.5	148,003	9,566,966.0	31,642	2,048,378.5
8	140,360	8,991,608.0	154,458	10,019,049.5	115,356	7,439,711.0	144,742	9,391,252.0	29,386	1,951,541.0
9	126,137	8,162,828.5	143,119	9,357,930.0	117,140	7,597,207.0	139,959	9,020,760.0	22,819	1,423,553.0
10	118,447	7,624,848.5	139,747	9,097,239.0	105,840	6,845,830.5	137,540	8,841,378.0	31,700	1,995,547.5
11	116,156	7,582,902.0	144,515	9,424,673.5	103,585	6,720,482.5	126,153	8,199,578.0	22,568	1,479,095.5
12	111,457	7,253,148.5	145,973	9,530,611.0	108,818	7,078,896.5	122,280	7,950,062.0	13,462	871,165.5
13	111,260	7,213,322.0	142,210	9,321,487.0	106,738	6,966,532.5	133,419	8,686,279.0	26,681	1,719,746.5
14	108,238	7,068,589.0	150,415	9,774,359.5	111,839	7,331,690.5	126,598	8,187,381.0	14,759	855,690.5
15	103,540	6,756,161.5	151,648	9,914,957.5	117,718	7,672,851.0	129,007	8,426,139.0	11,289	753,288.0
16	103,558	6,793,729.5	147,839	9,679,159.0	130,737	8,495,693.0	130,302	8,519,375.0	- 435	23,682.0
17	91,359	5,913,640.0	153,600	10,060,731.0	133,590	8,719,546.0	144,877	9,463,195.0	11,287	743,649.0
18	88,870	5,793,234.0	151,268	10,502,473.0	132,188	8,612,581.5	161,933	10,628,353.0	29,745	2,015,771.5
19	97,877	6,325,414.5	152,683	9,983,086.0	131,831	8,558,320.5	163,252	10,697,993.0	31,421	2,139,672.5
20	95,917	6,255,617.5	142,133	9,369,893.0	134,729	8,763,410.0	167,272	10,932,188.0	32,543	2,168,778.0
21	105,301	6,860,389.0	144,104	9,509,564.0	131,634	8,550,796.0			- 131,634	- 8,550,796.0
22	126,760	8,271,169.5	146,216	9,600,156.0	131,700	8,572,204.0			- 131,700	- 8,572,204.0
23	128,075	8,350,540.0	143,286	9,455,061.0	137,700	8,897,500.0			- 137,700	- 8,897,500.0
24	132,269	8,542,152.5	148,330	9,714,505.0	132,606	8,644,644.0			- 132,606	- 8,644,644.0
25	122,540	7,885,358.5	146,750	9,575,912.5	130,856	8,539,642.0			- 130,856	- 8,539,642.0
26	115,820	7,454,433.5	140,955	9,185,569.0	134,420	8,734,861.0			- 134,420	- 8,734,861.0
27	103,079	6,497,391.0	128,199	8,441,443.0	137,592	8,961,409.0			- 137,592	- 8,961,409.0
28	104,121	6,623,266.0	129,427	8,405,546.0	139,587	9,082,566.0			- 139,587	- 9,082,566.0
29	108,008	6,955,793.5	124,024	8,100,347.0	136,100	8,885,641.0			- 136,100	- 8,885,641.0
30	108,691	6,959,013.0	116,127	7,517,405.5	127,020	8,224,195.0			- 127,020	- 8,224,195.0
31	105,873	6,799,496.0	118,392	7,648,417.0	116,082	7,525,278.0			- 116,082	- 7,525,278.0
32	108,114	6,969,936.0	121,941	7,968,002.0	109,583	7,112,977.0			- 109,583	- 7,112,977.0
33	112,658	7,309,670.0	114,684	7,411,426.0	117,196	7,560,646.0			- 117,196	- 7,560,646.0
34	127,634	8,264,301.0	115,065	7,401,593.0	124,100	7,974,797.0			- 124,100	- 7,974,797.0
35	117,496	7,627,780.0	111,398	7,162,051.0	134,339	8,736,776.0			- 134,339	- 8,736,776.0
36	122,536	7,966,281.0	103,211	6,620,776.0	133,343	8,692,718.0			- 133,343	- 8,692,718.0
37	126,530	8,203,020.0	105,363	6,801,861.0	131,860	8,589,806.0			- 131,860	- 8,589,806.0
38	119,001	7,777,556.0	105,991	6,874,694.0	136,152	8,913,732.0			- 136,152	- 8,913,732.0
39	111,481	7,239,521.5	102,399	6,593,834.0	132,480	8,632,611.0			- 132,480	- 8,632,611.0
40	101,483	6,622,758.0	93,697	6,101,035.0	129,850	8,468,285.0			- 129,850	- 8,468,285.0
41	107,818	7,049,132.0	100,438	6,506,134.0	137,560	8,931,039.0			- 137,560	- 8,931,039.0
42	118,170	7,748,847.5	113,860	7,296,708.0	147,380	9,566,121.5			- 147,380	- 9,566,121.5
43	120,677	7,928,530.5	113,933	7,409,459.5	143,755	9,362,940.0			- 143,755	- 9,362,940.0
44	125,671	8,229,490.0	113,258	7,400,472.0	150,080	9,803,157.5			- 150,080	- 9,803,157.5
45	135,680	8,917,671.0	115,579	7,575,449.0	138,321	9,075,225.0			- 138,321	- 9,075,225.0
46	147,214	9,690,340.5	118,525	7,716,618.5	151,239	9,885,740.0			- 151,239	- 9,885,740.0
47	154,592	10,029,678.0	126,695	8,229,984.0	162,135	10,607,228.0			- 162,135	- 10,607,228.0
48	148,029	9,688,808.0	133,650	8,694,053.5	167,935	10,903,011.0			- 167,935	- 10,903,011.0
49	150,710	9,887,393.0	132,838	8,544,808.0	172,760	11,213,580.0			- 172,760	- 11,213,580.0
50	146,819	9,649,589.0	136,984	8,747,685.0	178,260	11,522,884.0			- 178,260	- 11,522,884.0
51	151,404	9,922,846.0	141,000	9,192,163.0						
Total	6,231,438	403,930,467.0	6,825,080	445,208,574.5	6,630,747	430,417,958.7	2,975,819	192,716,142.0	-3,654,928	-237,701,816.7



(Please note figures inclusive of reprints)

WEATHER REPORT

KENYA

For the week ending 29nd April 2018, both East and West of Rift tea growing areas continues to be cool and cloudy accompanied by heavy showers throughout the week under review. Some places were flooded and lead to displacement of population. Factories were full with Green leaf intake ranging at 80 to 100 tons and sometimes more and this trend is expected to prevail in the coming days.

UGANDA

Western Uganda received 77.4mm average rainfall during this week. Fort Portal area received 101mm of rainfall, and experienced 28⁰C maximum and 17⁰C minimum Hoima received 47mm of rainfall, Kibale/Kagadi received 43mm of rainfall while Bushenyi received 96mm of rainfall and experienced 27⁰C maximum and 13⁰C minimum. Crop levels are rising up.

COMBROK LIMITED