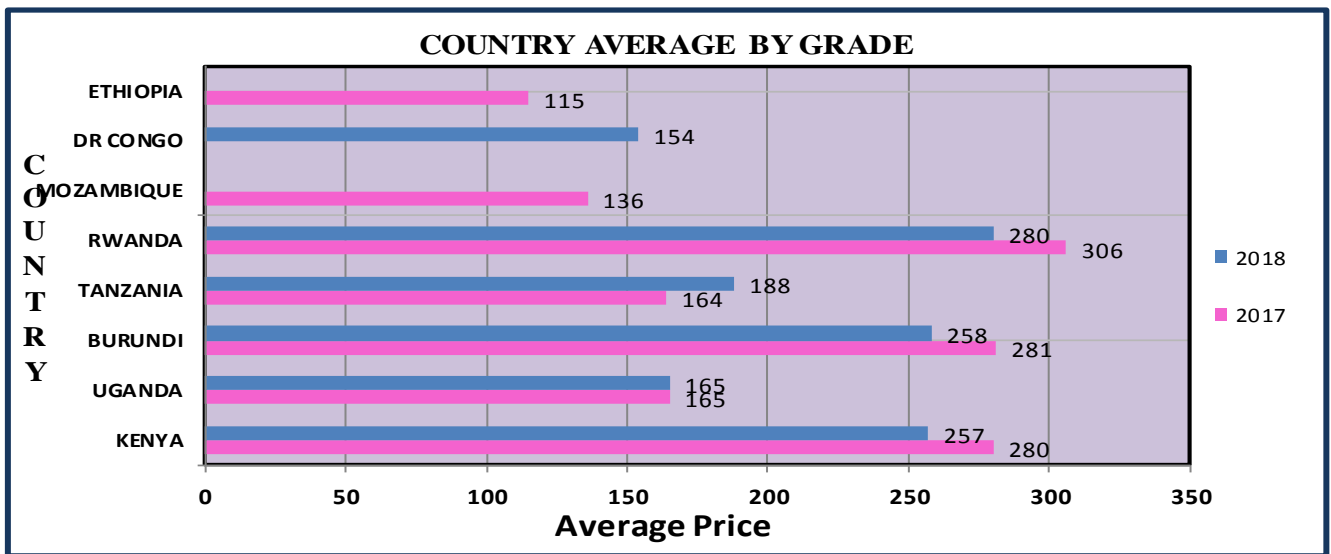




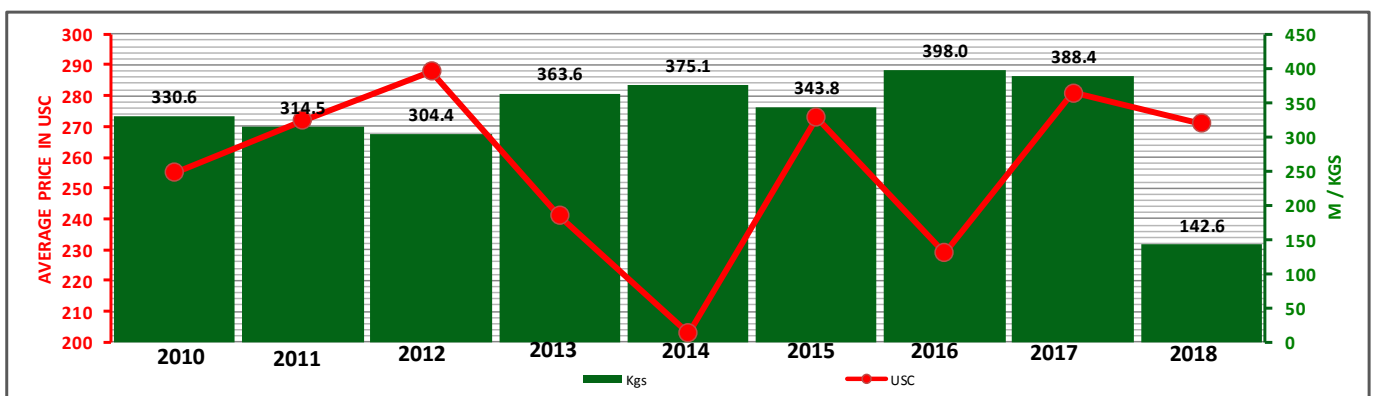
## Mombasa Auction: Country Average Prices in US Cents Sale 17 (2017 vs. 2018)

COUNTRY	AV 2017	AV 2018	BP1	PF1	PD	D1	BP	PF	D	FNGS	BMF
KENYA	280	257	248	284	250	262	177	183	175	176	127
UGANDA	165	165	150	179	180	184	153	169	174	151	127
BURUNDI	281	258	220	288	260	269			194	192	
TANZANIA	164	188	150	200	206	211	148	157	139	157	129
RWANDA	306	280	307	295	279	300	233	241	225	207	138
MOZAMBIQUE	136										
DR CONGO		154			151	161					
ETHIOPIA	115										
ALL AUCTION AVERAGE	267	247	241	274	244	254	192	186	179	170	127



## Mombasa Auction - Auction Quantities & Average Prices 2010 - 2018

	Jan		Feb		Mar		Apr		May		Jun		Jul		Aug		Sep		Oct		Nov		Dec		Total		
	Kgs	USC	Kgs	USC	Kgs	USC	Kgs	USC	Kgs	USC	Kgs	USC	Kgs	USC	Kgs	USC	Kgs	USC	Kgs	USC	Kgs	USC	Kgs	USC	Kgs	USC	
2018	49.3	279	34.3	281	29.6	265	30.6	254																		142.6	271
2017	40.9	284	25.4	285	25.2	274	28.7	272	38.7	275	31.0	289	31.2	283	27.1	275	32.3	286	40.9	291	35.5	283	31.3	266	388.4	281	
2016	37.0	256	36.6	237	40.7	223	35.3	204	44.4	212	34.2	227	29.2	231	21.7	218	23.8	222	24.6	223	36.3	250	23.6	252	398.0	229	
2015	33.5	214	31.0	227	30.2	254	22.4	257	21.2	285	35.4	300	21.9	310	22.4	294	32.1	284	25.3	302	32.4	289	35.4	285	343.8	273	
2014	25.1	256	30.6	224	36.6	208	21.8	207	35.7	196	44.9	191	28.1	205	24.6	203	33.2	190	28.1	192	33.6	191	32.8	189	375.1	203	
2013	35.7	305	29.9	292	28.5	264	32.0	237	31.5	239	34.7	231	34.6	229	25.5	228	24.0	213	28.4	202	32.5	210	26.5	234	363.6	241	
2012	36.1	264	27.2	265	23.9	274	22.8	279	17.8	281	24.1	289	26.8	299	22.6	309	21.9	304	31.8	297	27.9	304	21.4	307	304.4	288	
2011	24.8	294	24.6	277	31.4	274	17.1	266	32.9	262	30.4	271	25.4	282	26.2	282	20.8	267	23.4	265	33.8	266	23.8	261	314.5	272	
2010	27.9	284	29.1	295	33.5	280	24.6	261	41.6	235	33.7	222	27.2	216	25.1	250	17.9	249	18.3	250	30.5	254	21.0	270	330.6	255	



*April includes sold kilos and average price for sale 14 to 17.*

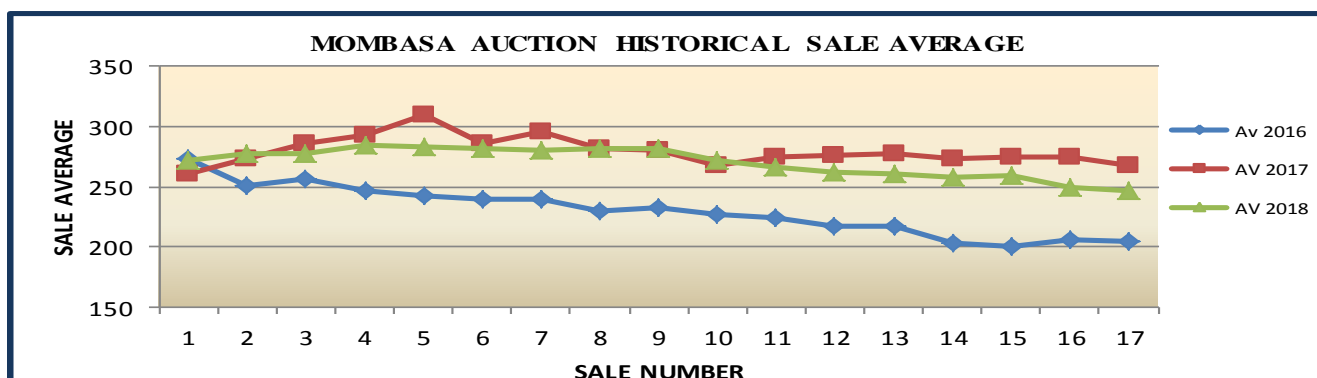


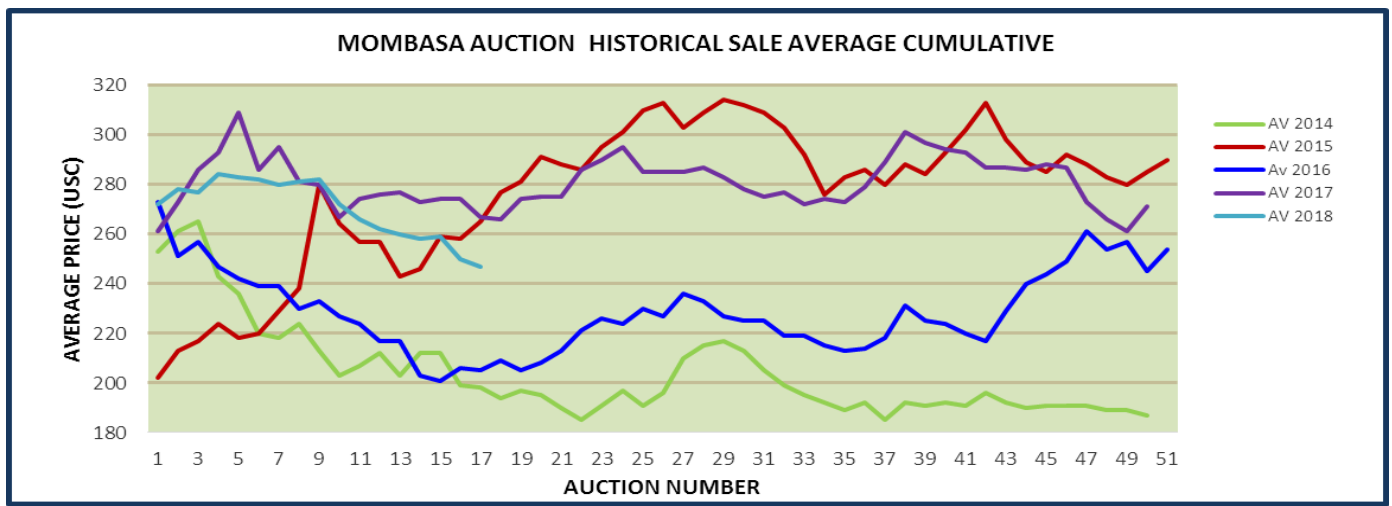
### Kilos Sold By Country - Sale no. 17 & Cumulative to date (2017 vs 2018)

	Current Sale 17/2018		Same Sale Last Year 17/2017		Year To Date Sale 01-17/2018		Last Year To Date Sale 01-17/2017	Variance 2018 vs 2017
	Pkgs	Kilos	Pkgs	Kilos	Pkgs	Kilos	Kilos	Kilos
<b>KENYA</b>	96,557	6,482,234.00	94,380	6,293,770.50	1,652,086	110,437,984.30	94,855,958.00	<b>15,582,026</b>
<b>UGANDA</b>	13,680	751,841.00	11,860	688,024.00	308,962	17,256,760.00	14,516,055.00	<b>2,740,705</b>
<b>BURUNDI</b>	2,580	162,436.00	3,120	199,389.00	43,798	2,795,473.00	2,646,103.00	<b>149,370</b>
<b>TANZANIA</b>	6,720	395,559.00	3,420	193,518.00	81,203	4,396,411.00	1,298,373.00	<b>3,098,038</b>
<b>RWANDA</b>	7,040	477,602.00	5,020	335,495.00	105,105	7,137,862.00	6,440,950.00	<b>696,912</b>
<b>MALAWI</b>							24,120.00	<b>(24,120)</b>
<b>MADAGASCAR</b>							19,956.00	<b>(19,956)</b>
<b>MOZAMBIQUE</b>			100	4,460.00	4,772	217,082.00	111,234.00	<b>105,848</b>
<b>DR CONGO</b>	120	8,308.00			2,020	126,704.00	204,444.00	<b>(77,740)</b>
<b>ETHIOPIA</b>			670	28,018.00	5,400	246,626.00	171,225.00	<b>75,401</b>
<b>TOTALS:</b>	<b>126,697</b>	<b>8,277,980.00</b>	<b>118,570.0</b>	<b>7,742,674.50</b>	<b>2,203,346</b>	<b>142,614,902.30</b>	<b>120,288,418.00</b>	<b>22,251,083</b>

### Mombasa Auction - Historical Averages Comparative 2016 - 2018

SALE NO.	Av 2016	AV 2017	AV 2018	2018 BP1	2018 PF1	2018 PD	2018 D1	2018 BP2	2018 PF2	2018 D2	2018 FNGS	2018 BMF
1	273	261	272	262	287	293	290	195	185	185	171	142
2	251	273	278	277	294	298	299	201	180	184	174	138
3	257	286	277	276	301	298	302	196	175	188	166	131
4	247	293	284	278	310	298	303	204	184	191	169	130
5	242	309	283	269	306	301	310	204	179	201	169	126
6	239	286	282	277	303	300	317	190	175	197	164	125
7	239	295	280	274	300	302	309	202	186	204	166	131
8	230	281	281	278	298	301	307	203	180	199	169	129
9	233	280	282	284	300	300	304	197	182	195	172	130
10	227	267	272	263	289	296	301	199	187	204	171	131
11	224	274	266	262	284	279	278	210	178	194	169	128
12	217	276	262	256	279	282	282	185	181	186	167	127
13	217	277	260	253	288	261	268	187	181	179	172	130
14	203	273	258	253	281	264	270	189	185	180	171	137
15	201	274	259	256	281	262	269	179	183	172	168	136
16	206	274	250	247	273	259	264	197	181	172	167	131
17	205	267	247	241	274	244	254	192	186	179	170	127
<b>Average</b>	<b>230</b>	<b>279</b>	<b>271</b>	<b>265</b>	<b>292</b>	<b>286</b>	<b>291</b>	<b>197</b>	<b>181</b>	<b>189</b>	<b>169</b>	<b>131</b>





**Actual Packages on offer for coming sale 18 of 30<sup>th</sup> Apr & 2<sup>nd</sup> May, 2018  
(By Grade / by Country)**

	BP1	PF1	PD	DUST1	BP2	PF2	DUST2	FNGS	BMF	Total
<b>KENYA</b>	20,820	52,040	29,740	10,800	700	760	2,500	3,670	1,420	<b>122,450</b>
<b>UGANDA</b>	2,040	3,496	5,048	2,100	560	1,512	700	2,537	2,540	<b>20,533</b>
<b>RWANDA</b>	2,360	2,540	1,460	760	460	180	560	160	80	<b>8,560</b>
<b>TANZANIA</b>	400	2,260	800	580	140	320	200	880	740	<b>6,320</b>
<b>BURUNDI</b>	1,200	1,320	400	120	0	0	20	360	0	<b>3,420</b>
<b>MOZAMBIQUE</b>	119	0	40	240	0	40	240	180	60	<b>919</b>
<b>Total</b>	<b>26,939</b>	<b>61,656</b>	<b>37,488</b>	<b>14,600</b>	<b>1,860</b>	<b>2,812</b>	<b>4,220</b>	<b>7,787</b>	<b>4,840</b>	<b>162,202</b>

**Upcoming Auction Offerings by Country  
Sale no. 18 and 19/ 2018**

COUNTRY	Sale 18/ 2018 (Actual packages)		Sale 19/ 2018		VARIANCE Kgs
	Pkgs	Kgs	Pkgs	Kgs	
<b>KENYA</b>	122,450.00	8,177,943.00	123,280.00	8,343,415.00	165,472.00
<b>UGANDA</b>	20,533.00	1,250,490.00	22,234.00	1,264,223.00	13,733.00
<b>RWANDA</b>	8,560.00	593,220.00	7,458.00	502,416.00	(90,804.00)
<b>BURUNDI</b>	3,420.00	213,271.00	1,900.00	123,159.00	(90,112.00)
<b>TANZANIA</b>	6,320.00	354,820.00	7,700.00	439,256.00	84,436.00
<b>D R CONGO</b>			60.00	3,660.00	3,660.00
<b>MOZAMBIQUE</b>	919.00	48,313.00	620.00	21,864.00	(26,449.00)
<b>TOTALS:</b>	<b>162,202.00</b>	<b>10,638,057.00</b>	<b>163,252</b>	<b>10,697,993.00</b>	<b>59,936.00</b>

# MAIN GRADE COMPARATIVE RANKINGS – SALE 17 2018

Mark	BP1				Mark	PF1				Mark	PD				Mark	DUST1			
	Pre	Lo	High	De		Prev	Low	Hig	Dev		Pre	Low	Hig	De		Prev	Lo	High	Dev
1 NYABIHU	350	398	402	52	KATHANGARIRI	350	342	358	8	NYABIHU	350	382	382	32	KITABI	374	382		
2 RUBAYA	390	330	401	11	MUNGANIA	328	327	350	22	KITABI	365	350	350	-15	RUBAYA	360	350	-10	
3 KITABI	375	365	365	-10	NYABIHU	360	340	350	-10	RUBAYA	350	335	335	-15	KATHANGARIRI	337	340	350	13
4 NSHILI KIVU	306	320	358	52	KITABI	350	336	349	-1	KATHANGARIRI	340	315	318	-22	GATHUTHI	330	334	336	6
5 GACHARAGE	318	282	313	-5	GATHUTHI	340	342	348	8	GATHUTHI	315	312	315	0	KIMUNYE	327	329	331	4
6 KATHANGARIRI	324	310	310	-14	MUNUNGA	342	340	346	4	IMENTI	314	310	310	-4	IMENTI	318	313	315	-3
7 NJUNU	316	266	306	-10	RUKURIRI	344	338	346	2	MUNGANIA	305	296	304	-1	GACHARAGE	300	310	314	14
8 GITHONGO	317	280	304	-13	KIMUNYE	338	334	342	4	NGERE	304	294	304	0	KANGAITA	316	310	310	-6
9 IMENTI	318	280	302	-16	GITUGI	326	330	336	10	KIMUNYE	314	302	302	-12	IKUMBI	295	290	306	11
10 RUKURIRI	332	300	302	-30	KANGAITA	325	326	334	9	MUNUNGA	311	295	302	-9	KAMBAA	294	290	306	12
11 GITUGI	316	295	301	-15	IMENTI	336	327	333	-3	NDUTI	298	300	302	4	MUNGANIA	308	302	306	-2
12 KIMUNYE	313	300	300	-13	NJUNU	327	315	330	3	KANGAITA	306	294	300	-6	RUKURIRI	310	304	304	-6
13 MUNGANIA	334	296	300	-34	GACHARAGE	322	312	326	4	RUKURIRI	312	300	300	-12	KINORO	300	285	302	2
14 MATA	290	275	296	6	IKUMBI	318	318	326	8	NSHILI KIVU	287	282	298	11	MUNUNGA	310	302	302	-8
15 MUSHUBI		285	295		NDIMA	328	322	324	-4	GACHARAGE	330	298	298	-32	NJUNU	304	300	301	-3
16 GATARE	290	282	292	2	KIEGOI	320	316	321	1	GITUGI	304	290	298	-6	MOMUL	308	290	300	-8
17 KARONGI	290	285	289	-1	KINORO	315	314	321	6	IRIAINI	300	290	298	-2	GITUGI	300	290	300	0
18 GITHAMBO	312	270	286	-26	CHINGA	315	316	320	5	KIEGOI	300	292	298	-2	NDUTI	290	298	300	10
19 MUNUNGA	315	286	286	-29	RUBAYA	318	312	320	2	KIONYO	300	290	298	-2	NGERE	300	290	300	0
20 NGERE	288	260	286	-2	GITHAMBO	316	315	320	4	NJUNU	304	295	298	-6	KIONYO	290	298	298	8
21 GISOVU	289	285	285	-4	GITHONGO	318	312	320	2	IGEMBE	298	290	296	-2	KIRU	300	295	298	-2
22 THUMAITA	320	268	285	-35	NGERE	324	310	320	-4	MAKOMBOKI	300	290	296	-4	SANGANYI	302	298	298	-4
23 KANGAITA	300	280	282	-18	MAKOMBOKI	318	306	318	0	CHINGA	300	290	294	-6	GITHONGO	300	294	296	-4
24 KIEGOI	310	280	280	-30	RAGATI	316	308	316	0	KAMBAA	296	294	294	-2	KIEGOI	294	296	296	2
25 WERU	308	260	280	-28	THUMAITA	318	310	316	-2	MATAARA	300	290	294	-6	NDARUGU	296	276	296	0
26 CHINGA	300	267	279	-21	KAGWE	316	310	314	-2	NDARUGU	300	290	294	-6	THETA	294	294	296	2
27 MICHI	304	260	275	-29	KAMBAA	322	310	314	-8	WERU	300	290	294	-6	THUMAITA	300	296	296	-4
28 MOMUL	274	250	275	1	KIONYO	315	307	314	-1	MICHI	300	290	292	-8	CHINGA	296	290	294	-2
29 GATHUTHI		265	275		KIRU	314	312	314	0	MULINDI	258	255	292	34	NDIMA	300	294	294	-6
30 KAGWE	302	266	275	-27	WERU	309	310	314	5	RAGATI	298	290	292	-6	OLENG	288	292	292	4
31 MAKOMBOKI	309	275	275	-34	THETA	316	310	312	-4	GACHEGE	292	290	292	0	KAGWE	296	290	292	-4
32 NDARUGU	300	260	275	-25	IGEMBE	308	304	310	2	GATUNGURU	296	290	292	-4	KIP KOIMET	286	292	292	6
33 NDIMA	303	265	274	-29	NDARUGU	314	310	310	-4	GITHAMBO	300	290	292	-8	RAGATI	292	290	290	-2
34 IRIAINI	292	272	272	-20	NDUTI	314	308	310	-4	GITHONGO	300	290	292	-8	CHEMOMI	272	286	290	18
35 CHEMOMI	280	245	271	-9	GATUNGURU	313	305	309	-4	IKUMBI	302	292	292	-10	GATUNGURU	290	290	290	0
36 IKUMBI	301	265	270	-31	IRIAINI	314	304	309	-5	KAGWE	302	292	292	-10	GITHAMBO	290	290		
37 KINORO	297	268	270	-27	MWAMU	280	298	308	28	KANYENYA	296	290	292	-4	IRIAINI	290	290		
38 NDUTI	269	266	270	1	MICHI	304	300	306	2	KINORO	300	290	292	-8	MAKOMBOKI	296	290	290	-6
39 NYANKOBA	264	250	267	3	NYANKOBA	306	298	306	0	KIRU	302	290	292	-10	MATAARA	294	290	290	-4
40 GATUNGURU	300	266	266	-34	TEZA	297	306	306	9	NDIMA	300	292	292	-8	WERU	296	286	289	-7
41 KOBEL	250	226	265	15	MABAYI	298	305	305	7	THETA	300	292	292	-8	MICHI	288	288		
42 GACHEGE	280	265	265	-15	MATAARA	310	304	305	-5	THUMAITA	300	290	292	-8	KANYENYA	296	275	288	-8
43 KIONYO	290	260	265	-25	MOMUL	306	294	304	-2	GATARE		284	286		SIONGO	286	280	287	1
44 MATAARA	290	264	265	-25	KANYENYA	309	300	302	-7	MATA	282	280	286	4	IGEMBE	290	280	280	-10
45 KIRU	290	260	264	-26	SIONGO	292	298	302	10	NYANKOBA	286	275	283	-3	MATA	280	274	278	-2
46 GISAKURA	260	262	262	2	GACHEGE	313	300	300	-13	OLENG	296	280	282	-14	KIBWARI	274	276	276	2
47 OLENG	298	240	262	-36	SANGANYI	300	292	298	-2	MOMUL	292	277	280	-12	GISAKURA	276	269	275	-1
48 KAMBAA	290	260	262	-28	RWEGURA	298	291	295	-3	SANGANYI	290	278	280	-10	MULINDI	277	274	274	-3
49 GIANCHORE	272	258	258	-14	GIANCHORE	304	290	294	-10	KARONGI		278	278		SHAGASHA	274	274		
50 SIONGO	261	250	254	-7	GISAKURA	280	280	290	10	MUSHUBI		278	278		NYANKOBA	286	274	274	-12
51 SHAGASHA	255	240	252	-3	OLENG	288	286	290	2	GIANCHORE	276	266	276	0	KAPKO	284	268	272	-12
52 ROROK	250	240	250	0	SHAGASHA	281	289	289	8	GISAKURA	271	272	274	3	KARIRANA	268	260	272	4
53 MOGOGO	260	240	248	-12	TIRGAGA	282	282	288	6	KARIRANA	274	258	274	0	TIRGAGA	270	272	272	2
54 BOITO	260	245	247	-13	GISOVU	295	285	287	-8	CHEMOMI	272	272	274	2	TORA	273	271	271	-2
55 KAPKO	256	235	246	-10	MATA	288	287	287	-1	KAPCHORUA	260	274	274	14	MOGOGO	277	270	270	-7

56	LITEIN	250	235	243	-7	MOGOGO	277	279	286	9	SIONGO	288	270	274	-14	SIRET	280	260	270	-10
57	TIRGAGA	250	230	242	-8	OGEMBO	282	280	286	4	KAMARYA	268	272	272	4	BOITO	286	270	270	-16
58	TEZA	277	240	242	-35	KARONGI		275	285		KIP KOIMET	274	266	272	-2	MOKAMA	275	260	270	-5
59	TOROR		235	242		GATARE	276	270	282	6	KAPKO	268	260	270	2	TEZA	292	270	270	-22
60	KAPTUMO	225	230	240	15	MUSHUBI		282	282		TIRGAGA	272	268	270	-2	MUDETE	275	260	269	-6
61	KEBIRIGO	261	240	240	-21	NSHLI KIVU	290	276	282	-8	KAPKATET	268	262	270	2	KAPKATET	268	260	268	0
62	MOTIGO	250	232	240	-10	KAPKATET	274	276	282	8	MABAYI	276	270	270	-6	TEGAT	275	268	268	-7
63	RUKERI		240	240		KEBIRIGO	278	280	282	4	MOKAMA	265	260	270	5	LITEIN	276	262	266	-10
64	TAITO	226	240	240	14	NYAMACHE	276	270	282	6	MUDETE	272	270	270	-2	MOTIGO	274	266	266	-8
65	TEGAT	254	240	240	-14	BOITO	276	274	280	4	ROROK	268	266	270	2	ROROK	262	264	266	4
66	TOMBE	250	235	240	-10	EBEREGE	278	278	280	2	TEZA	286	270	270	-16	GACHEGE	288	259	265	-23
67	OGEMBO	254	235	239	-15	IJENDA	272	272	280	8	TOROR	264	265	269	5	RWEGURA		265	265	
68	CHELAL	250	235	237	-13	MUDETE	275	278	280	5	KOBEL	265	260	268	3	TOROR		265	265	
69	MWAMU		235	237		TOMBE	270	276	280	10	MOGOGO	270	265	268	-2	EBEREGE	266	264	264	-2
70	KAPKATET	251	230	236	-15	ITUMBE	270	270	278	8	BOITO	278	268	268	-10	OGEMBO		262	262	
71	EBEREGE	252	235	235	-17	KAPSET	278	270	278	0	CHELAL	262	260	268	6	KOBEL	250	258	260	10
72	ITUMBE		235	235		TOROR	276	275	278	2	KIBWARI	270	268	268	-2	KAPSET	270	260	260	-10
73	KAPSET	278	235	235	-43	MULINDI	268	272	277	9	LITEIN	270	260	268	-2	KEPCHOMO	262	256	260	-2
74	MOKAMA	250	235	235	-15	CHELAL	276	276	276	0	TEGAT	264	260	268	4	NYAMACHE	265	260	260	-5
75	NYAMACHE	250	235	235	-15	CHEMOMI	276	274	276	0	SHAGASHA	290	265	266	-24	KAIMOSI	270	258	258	-12
76	KAPCHORUA		205	234		KIP KOIMET	276	272	276	0	CHEBUT	270	260	266	-4	TOMBE	265	252	257	-8
77	MABAYI	235	234	234	-1	MOTIGO	278	270	276	-2	IJENDA	272	262	266	-6	MANARET	256	256	256	0
78	NDARAWETTA	245	228	234	-11	TEGAT	272	274	276	4	MOTIGO	268	260	266	-2	NDARAWETTA		254	254	
79	TORA	244	214	232	-12	KAPKO	270	270	274	4	NYAMACHE	264	260	266	2	TAITO	266	254	254	-12
80	MULINDI	268	230	230	-38	MOKAMA	280	270	274	-6	KAPSARA	265	265	265	0	NGORONGO	259	252	252	-7
81	PFUNDA	240	230	230	-10	ROROK	271	269	274	3	KAPTUMO	266	265	265	-1	PFUNDA	250	252	252	2
82	CHEBUT	258	230	230	-28	TORA	268	270	274	6	MWAMU	264	260	265	1	CHEBANGO		252	252	
83	KAMARYA	230	226	230	0	KAMARYA	268	270	272	4	TOMBE	266	260	265	-1	DL TEAS	264	242	250	-14
84	KARIRANA		210	220		CHEBUT	272	265	270	-2	KAPSET	268	260	264	-4	TOIYOI		250	250	
85	SIRET	220	220	220	0	LITEIN	274	270	270	-4	KEBIRIGO	265	260	264	-1	CHANGOI	260	246	246	-14
86	MASINGI	224	220	220	-4	KOBEL	270	265	269	-1	OGEMBO	268	262	264	-4	KAPSARA		245	245	
87	KEPCHOMO	215	215	217	2	CHEBANGO	268	265	269	1	ITUMBE	268	262	262	-6	REYNA	252	242	242	-10
88	REYNA	205	215	215	10	KAPTUMO	270	265	269	-1	NGORONGO	268	252	260	-8	SITOI	247	230	240	-7
89	IJENDA		210	210		KARIRANA	270	262	268	-2	SIRET	266	260	260	-6	KIPCHABO		236	240	
90	DL TEAS	214	205	205	-9	MANARET	268	262	268	0	EBEREGE	268	260	260	-8	SETYON	260	236	236	-24
91	RWEGURA	230	205	205	-25	PFUNDA	274	265	267	-7	MANARET	264	254	259	-5	ELGON TEA	247	230	230	-17
92	CHEMAMUL		200	200		KIBWARI	266	266	266	0	KAIMOSI	260	258	258	-2	KIPTAGICH		230	230	
93	KAYONZA	214	200	200	-14	KAPSARA	268	265	265	-3	PFUNDA	260	256	256	-4	MBOGO TEA	250	230	230	-20
94	KIPTAGICH		180	180		RUKERI	243	260	264	21	KEPCHOMO	260	254	256	-4	ITONA	230	220	226	-4
95	TINET	202	180	180	-22	SIRET	257	250	262	5	MARAMBA		254	254		LELAGOIN	234	208	225	-9
96	KIPKEBE		170	170		KAIMOSI	250	250	260	10	NDARAWETTA		250	254		KERITOR		224	224	
97	KIPSINENDE		164	164		KEPCHOMO	260	255	260	0	TAITO	266	254	254	-12	METTARORA	244	219	219	-25
98	KOIWA	162	152	161	-1	KIPCHABO	259	254	258	-1	CHEBANGO	260	252	252	-8	IGARA	226	218	218	-8
99	NGOINA		160	160		MARAMBA		251	251		RWEGURA	266	250	250	-16	LIVINGSTONIA	227	217	217	-10
100	TAGABI		150	160		NGORONGO	260	240	251	-9	REYNA	256	245	249	-7	KERICHO	226	186	216	-10
101	KERICHO	162	150	158	-4	SETYON	262	240	250	-12	CHANGOI	254	246	248	-6	TAGABI	228	190	216	-12
102	ITONA	158	150	158	0	NDARAWETTA	258	244	250	-8	DL TEAS	256	240	248	-8	MOGENI		216	216	
103	CHIMCHIM	167	153	157	-10	TAITO	254	246	250	-4	TOIYOI	260	248	248	-12	KORUMA		200	214	
104	SWAZI	150	154	154	4	MBOGO TEA	246	246	249	3	KEBEN	254	242	244	-10	SWAZI	224	206	212	-12
105	LIVINGSTONIA	150	152	152	2	DL TEAS	248	237	248	0	EMROK	256	240	240	-16	KIBENA		210	210	
106	MUNOBWA	152	152	152	0	KAPCHORUA	252	244	246	-6	SITOI	247	240	240	-7	GLOBAL VILLAGE	208	210	210	2
107	BUHWEJU	150	150	150	0	REYNA	258	240	245	-13	CYOHOKA		236	240		MUNOBWA	192	210	210	18
108	KAISUGU		150	150		CHANGOI	246	245	245	-1	KIPCHABO	246	235	240	-6	CHIMCHIM	224	200	206	-18
109	KIBENA	158	149	150	-8	KIPTAGICH		237	242		SIOMO	252	238	240	-12	KIPKEBE	232	206	206	-26
110	KIPTENDEN	150	150	150	0	MASINGI	250	240	242	-8	TINDERET	250	240	240	-10	BUHWEJU	226	195	205	-21
111	ANKOLE	154	148	150	-4	SIOMO	252	240	242	-10	ELGON TEA	240	230	238	-2	KIPSINENDE	211	205	205	-6
112	GLOBAL VILLAG	150	150	150	0	ELGON TEA	246	240	240	-6	METTARORA	238	215	238	0	KOIWA	223	191	202	-21
113	IGARA		150	150		CYOHOKA	230	240	240	10	KIPTAGICH	240	230	232	-8	TILYA		202	202	
114	KASAKU		148	150		TOIYOI	240	240	240	0	MBOGO TEA	242	232	232	-10	TINET	244	200	200	-44
115	NYAMBYA		150	150		KIPKEBE	225	239	239	14	SETYON	254	230	230	-24	SAPTET		199	199	

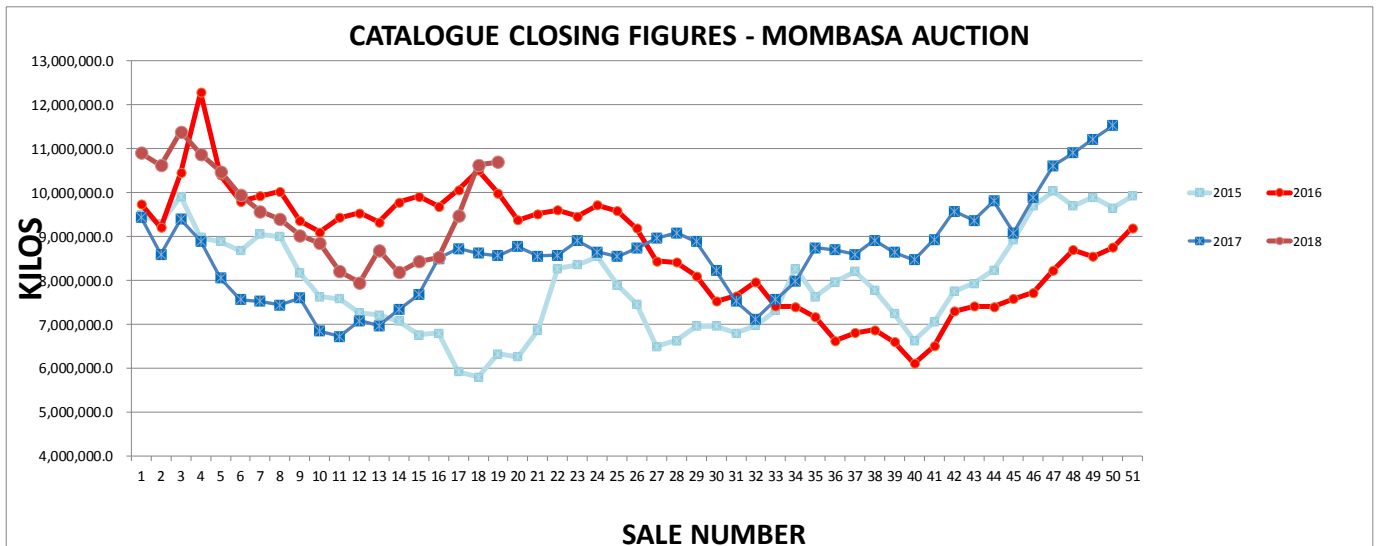
116	TORO	150	150	150	0	SITOI	239	239		KAYONZA	244	220	226	-18	NYARINDA	200	198	198	-2	
117	ARC MOUNTAIN	149	149			METTARORA	229	220	237	8	KIPTENDEN	220	222		JAMJI	200	192	196	-4	
118	MWENGE	150	148	149	-1	CHEMAMUL	232	232		CHEMAMUL	238	220	222	-16	KABIANGA	191	195			
119	MWERA	148	148			MATUTA	226	226		ITONA	226	212	222	-4	MUZIZI	208	194	194	-14	
120	DINDIRA	145	147			TINDERET	234	226	226	-8	SAPTET	210	220		KAISUGU	229	192	192	-37	
121	MUGOMA	153	147	147	-6	TILUET	220	225	225	5	KAPSONGOI	220	220		DINDIRA	190	190			
122	BUZIRASAGAMA	148	147	147	-1	KIPTENDEN	220	224		MUFINDI	224	216	218	-6	KIMUGU	210	190	190	-20	
123	NAMAYIBA	146	146			KIBENA	200	210	220	20	MATUTA	220	208	214	-6	CHEBOSWA	210	184	188	-22
124	NYARINDA	152	146	146	-6	KORUMA	220	220		TILUET	220	214	214	-6	BUZIRASAGAMA	190	188	188	-2	
125	RUSEKERE	147	145	145	-2	KAPSONGOI	220	220		KIBENA	224	210	210	-14	KAKONDE	200	180	186	-14	
126	CHIVANJEE	147	145	145	-2	NYAMBYA	225	220	220	-5	KIPSINENDE	207	200	210	3	ANKOLE	208	185	185	-23
127	KIJURA	150	145	145	-5	KIPSINENDE	212	210	218	6	LELAGOIN	228	195	209	-19	KELUNET	208	180	180	-28
128	MAHENYE	145	145			CHIMCHIM	190	195	216	26	CHIMCHIM	222	196	204	-18	KIJURA	190	178	178	-12
129	MITYANA	149	145	145	-4	ITONA	220	208	216	-4	IGARA	222	204	204	-18	KAHUNA	166	166		
130	BUGAMBE					KAISUGU	214	215		LIVINGSTONIA	225	197	204	-21	MABALE	182	166	166	-16	
131	CHEBOSWA					TILYA	222	208	214	-8	SWAZI	209	200	204	-5	KIKO	163	165		
132	CUPATEA					KIGEZI HIGHLAND	195	210	210	15	KIPKEBE	228	200	202	-26	MBAYO	190	161	161	-29
133	ELGON TEA					MOGENI	210	210		BWINDI	220	190	202	-18	NAMAYIBA	160	160			
134	EMROK					MUGOMA	200	206	206	6	MOGENI	204	192	202	-2	TORO	185	160	160	-25
135	HERKULU					KABIANGA	204	206	206	2	TINET	248	200	200	-48	MWERA	150	154	154	4
136	JAMJI					BUHWEJU	187	205	205	18	TILYA	232	200	200	-32	ARC MOUNTAIN				
137	KARAMBI					SAKAWA	219	205	205	-14	BUHWEJU	210	194	194	-16	BUGAMBE				
138	KELUNET					TAGABI	205	205		KOIWA	178	194			CUPATEA					
139	KIMUGU					LELAGOIN	204	204		TAGABI	180	194			EMROK					
140	KORUMA					NYARINDA	190	204		KAISUGU	220	182	192	-28	GATARE					
141	LELAGOIN					KELUNET	192	201		MUGOMA	192	192			GISOVU					
142	MABROUKIE					LIVINGSTONIA	180	199	199	19	NYARINDA	208	190	192	-16	HERKULU				
143	MANARET					MUFINDI	210	185	198	-12	KABIANGA	200	185	191	-9	KARAMBI				
144	MARAMBA					MUNOBWA	160	194	196	36	CHEBOSWA	209	180	190	-19	KARONGI				
145	MBAYO					CUPATEA	195	195		CUPATEA	215	190	190	-25	KIPTENDEN					
146	MBOGO TEA					IKANGA	180	180	194	14	GLOBAL VILLAGE	189	189	-12	MABROUKIE					
147	METTARORA					BWINDI	194	176	190	-4	KIGEZI HIGHLAND	224	188	188	-36	MARAMBA				
148	NGORONGO					KYAMUHUNGA	196	180	190	-6	DINDIRA	180	186		MUGOMA					
149	RAGATI					KIJURA	166	180	184	18	KERICHO	185	186		MUSHUBI					
150	RWAKA					MAGURA	174	176	182	8	RWAKA	186	186		NGOINA					
151	SAKAWA					RUSEKERE	159	180	180	21	MUZIZI	200	180	186	-14	NSHILI KIVU				
152	SAPTET					ANKOLE	162	164	180	18	JAMJI	184	184		RUSEKERE					
153	SETYON					GLOBAL VILLAGE	172	178	180	8	BUZIRASAGAMA	194	180	180	-14	RWAKA				
154	SITOI					KIKO	179	179		CHIVANJEE	180	180		SAKAWA						
155	BWINDI					MUZIZI	178	179	179	1	KAKONDE	196	176	180	-16	BWINDI				
156	CHANGOI					BUZIRASAGAMA	162	178	178	16	MAHENYE	184	170	176	-8	CHEBUT				
157	CHEBANGO					KAKONDE	157	178	178	21	MUNOBWA	194	174	174	-20	CHELAL				
158	CYOHOKA					SWAZI	165	176	178	13	ANKOLE	178	166	172	-6	CHEMAMUL				
159	HIMA					DINDIRA	176	176		BUGAMBE	170	170	170	0	CHIVANJEE					
160	IGEMBE					KARAMBI	158	176		KELUNET	170	170		CYOHOKA						
161	IKANGA					MAHENYE	168	160	172	4	RUSEKERE	177	170	170	-7	GIANCHORE				
162	KABIANGA					CHIVANJEE	157	159	169	12	KIJURA	186	170	170	-16	HIMA				
163	KAHUNA					MABALE	166	168		KIKO	165	167		IJENDA						
164	KAIMOSI					LUWALA	158	164	164	6	MABALE	170	166	166	-4	IKANGA				
165	KAKONDE					NAMAYIBA	158	158		LUWALA	160	164	164	4	ITUMBE					
166	KANYENYA					KASAKU	149	158	158	9	KASAKU	175	160	162	-13	KAMARYA				
167	KAPSARA					MWERA	158	158		TORO	170	160	162	-8	KAPCHORUA					
168	KAPSONGOI					TORO	150	156	158	8	NAMAYIBA	160	160		KAPSONGOI					
169	KEBEN					KIAMARA	149	156	156	7	MAGURA	226	160	160	-66	KAPTUMO				
170	KERITOR					MITYANA	149	156	156	7	MWENGE	158	160	160	2	KASAKU				
171	KIAMARA					HERKULU	144	146		KIAMARA	158	156	156	-2	KAYONZA					
172	KIBWARI					ARC MOUNTAIN				MITYANA	150	156	156	6	KEBEN					
173	KIGEZI HIGHLAND					BUGAMBE				MWERA	155	155		KEBIRIGO						
174	KIKO					CHEBOSWA				MBAYO	151	151	151	0	KIAMARA					
175	KINIHIRA					EMROK				HERKULU	140	140		KIGEZI HIGHLAND						





## CATALOGUE CLOSING FIGURES – 2017 Vs 2018

Sale No.	2015		2016		2017		2018		Differencial 2018 Vs. 2017	
	Pkgs	Kilos	Pkgs	Kilos	Pkgs	Kilos	Pkgs	Kilos	Pkgs	Kilos
1	147,165	9,493,191.5	148,451	9,735,654.5	145,178	9,437,045.5	170,026	10,902,243.0	24,848	1,465,197.5
2	143,751	9,289,282.5	139,820	9,199,450.0	140,125	8,593,123.5	165,456	10,623,001.0	25,331	2,029,877.5
3	154,710	9,906,594.5	159,276	10,449,664.5	144,994	9,386,541.5	179,439	11,385,435.0	34,445	1,998,893.5
4	139,364	8,971,223.5	188,659	12,275,549.0	138,097	8,890,671.5	168,997	10,873,246.0	30,900	1,982,574.5
5	138,215	8,882,666.0	159,398	10,393,542.0	124,938	8,054,484.0	162,594	10,480,140.0	37,656	2,425,656.0
6	139,078	8,676,309.0	150,152	9,801,201.0	117,320	7,562,742.7	153,970	9,941,178.0	36,650	2,378,435.3
7	141,725	9,054,005.0	153,397	9,915,132.0	116,361	7,518,587.5	148,003	9,566,966.0	31,642	2,048,378.5
8	140,360	8,991,608.0	154,458	10,019,049.5	115,356	7,439,711.0	144,742	9,391,252.0	29,386	1,951,541.0
9	126,137	8,162,828.5	143,119	9,357,930.0	117,140	7,597,207.0	139,959	9,020,760.0	22,819	1,423,553.0
10	118,447	7,624,848.5	139,747	9,097,239.0	105,840	6,845,830.5	137,540	8,841,378.0	31,700	1,995,547.5
11	116,156	7,582,902.0	144,515	9,424,673.5	103,585	6,720,482.5	126,153	8,199,578.0	22,568	1,479,095.5
12	111,457	7,253,148.5	145,973	9,530,611.0	108,818	7,078,896.5	122,280	7,950,062.0	13,462	871,165.5
13	111,260	7,213,322.0	142,210	9,321,487.0	106,738	6,966,532.5	133,419	8,686,279.0	26,681	1,719,746.5
14	108,238	7,068,589.0	150,415	9,774,359.5	111,839	7,331,690.5	126,598	8,187,381.0	14,759	855,690.5
15	103,540	6,756,161.5	151,648	9,914,957.5	117,718	7,672,851.0	129,007	8,426,139.0	11,289	753,288.0
16	103,558	6,793,729.5	147,839	9,679,159.0	130,737	8,495,693.0	130,302	8,519,375.0	- 435	23,682.0
17	91,359	5,913,640.0	153,600	10,060,731.0	133,590	8,719,546.0	144,877	9,463,195.0	11,287	743,649.0
18	88,870	5,793,234.0	151,268	10,502,473.0	132,188	8,612,581.5	161,933	10,628,353.0	29,745	2,015,771.5
19	97,877	6,325,414.5	152,683	9,983,086.0	131,831	8,558,320.5	163,252	10,697,993.0	31,421	2,139,672.5
20	95,917	6,255,617.5	142,133	9,369,893.0	134,729	8,763,410.0			- 134,729	- 8,763,410.0
21	105,301	6,860,389.0	144,104	9,509,564.0	131,634	8,550,796.0			- 131,634	- 8,550,796.0
22	126,760	8,271,169.5	146,216	9,600,156.0	131,700	8,572,204.0			- 131,700	- 8,572,204.0
23	128,075	8,350,540.0	143,286	9,455,061.0	137,700	8,897,500.0			- 137,700	- 8,897,500.0
24	132,269	8,542,152.5	148,330	9,714,505.0	132,606	8,644,644.0			- 132,606	- 8,644,644.0
25	122,540	7,885,358.5	146,750	9,575,912.5	130,856	8,539,642.0			- 130,856	- 8,539,642.0
26	115,820	7,454,433.5	140,955	9,185,569.0	134,420	8,734,861.0			- 134,420	- 8,734,861.0
27	103,079	6,497,391.0	128,199	8,441,443.0	137,592	8,961,409.0			- 137,592	- 8,961,409.0
28	104,121	6,623,266.0	129,427	8,405,546.0	139,587	9,082,566.0			- 139,587	- 9,082,566.0
29	108,008	6,955,793.5	124,024	8,100,347.0	136,100	8,885,641.0			- 136,100	- 8,885,641.0
30	108,691	6,959,013.0	116,127	7,517,405.5	127,020	8,224,195.0			- 127,020	- 8,224,195.0
31	105,873	6,799,496.0	118,392	7,648,417.0	116,082	7,525,278.0			- 116,082	- 7,525,278.0
32	108,114	6,969,936.0	121,941	7,968,002.0	109,583	7,112,977.0			- 109,583	- 7,112,977.0
33	112,658	7,309,670.0	114,684	7,411,426.0	117,196	7,560,646.0			- 117,196	- 7,560,646.0
34	127,634	8,264,301.0	115,065	7,401,593.0	124,100	7,974,797.0			- 124,100	- 7,974,797.0
35	117,496	7,627,780.0	111,398	7,162,051.0	134,339	8,736,776.0			- 134,339	- 8,736,776.0
36	122,536	7,966,281.0	103,211	6,620,776.0	133,343	8,692,718.0			- 133,343	- 8,692,718.0
37	126,530	8,203,020.0	105,363	6,801,861.0	131,860	8,589,806.0			- 131,860	- 8,589,806.0
38	119,001	7,777,556.0	105,991	6,874,694.0	136,152	8,913,732.0			- 136,152	- 8,913,732.0
39	111,481	7,239,521.5	102,399	6,593,834.0	132,480	8,632,611.0			- 132,480	- 8,632,611.0
40	101,483	6,622,758.0	93,697	6,101,035.0	129,850	8,468,285.0			- 129,850	- 8,468,285.0
41	107,818	7,049,132.0	100,438	6,506,134.0	137,560	8,931,039.0			- 137,560	- 8,931,039.0
42	118,170	7,748,847.5	113,860	7,296,708.0	147,380	9,566,121.5			- 147,380	- 9,566,121.5
43	120,677	7,928,530.5	113,933	7,409,459.5	143,755	9,362,940.0			- 143,755	- 9,362,940.0
44	125,671	8,229,490.0	113,258	7,400,472.0	150,080	9,803,157.5			- 150,080	- 9,803,157.5
45	135,680	8,917,671.0	115,579	7,575,449.0	138,321	9,075,225.0			- 138,321	- 9,075,225.0
46	147,214	9,690,340.5	118,525	7,716,618.5	151,239	9,885,740.0			- 151,239	- 9,885,740.0
47	154,592	10,029,678.0	126,695	8,229,984.0	162,135	10,607,228.0			- 162,135	- 10,607,228.0
48	148,029	9,688,808.0	133,650	8,694,053.5	167,935	10,903,011.0			- 167,935	- 10,903,011.0
49	150,710	9,887,393.0	132,838	8,544,808.0	172,760	11,213,580.0			- 172,760	- 11,213,580.0
50	146,819	9,649,589.0	136,984	8,747,685.0	178,260	11,522,884.0			- 178,260	- 11,522,884.0
51	151,404	9,922,846.0	141,000	9,192,163.0						
<b>Total</b>	<b>6,231,438</b>	<b>403,930,467.0</b>	<b>6,825,080</b>	<b>445,208,574.5</b>	<b>6,630,747</b>	<b>430,417,958.7</b>	<b>2,808,547</b>	<b>181,783,954.0</b>	<b>-3,822,200</b>	<b>-248,634,004.7</b>



(Please note figures inclusive of reprints)

## WEATHER REPORT

### **KENYA**

For the week ending 22<sup>nd</sup>, April, 2018, both East and West of Rift tea growing areas experienced cool and cloudy weather accompanied by heavy showers throughout the week under review. Some places were flooded and lead to displacement of population. Green leaf quantities per day were at 80 to 100 tons and sometimes more and this trend is expected to prevail in the coming days.

### **UGANDA**

Western Uganda received 37.1mm average rainfall during this week. Fort Portal area received 70mm of rainfall, and experienced 31<sup>0</sup>C maximum and 20<sup>0</sup>C minimum Hoima received 35mm of rainfall, Kibale/Kagadi received 24mm of rainfall while Bushenyi received 11mm of rainfall and experienced 28<sup>0</sup>C maximum and 14<sup>0</sup>C minimum. Crop levels are rising up.

**COMBROK LIMITED**

.....