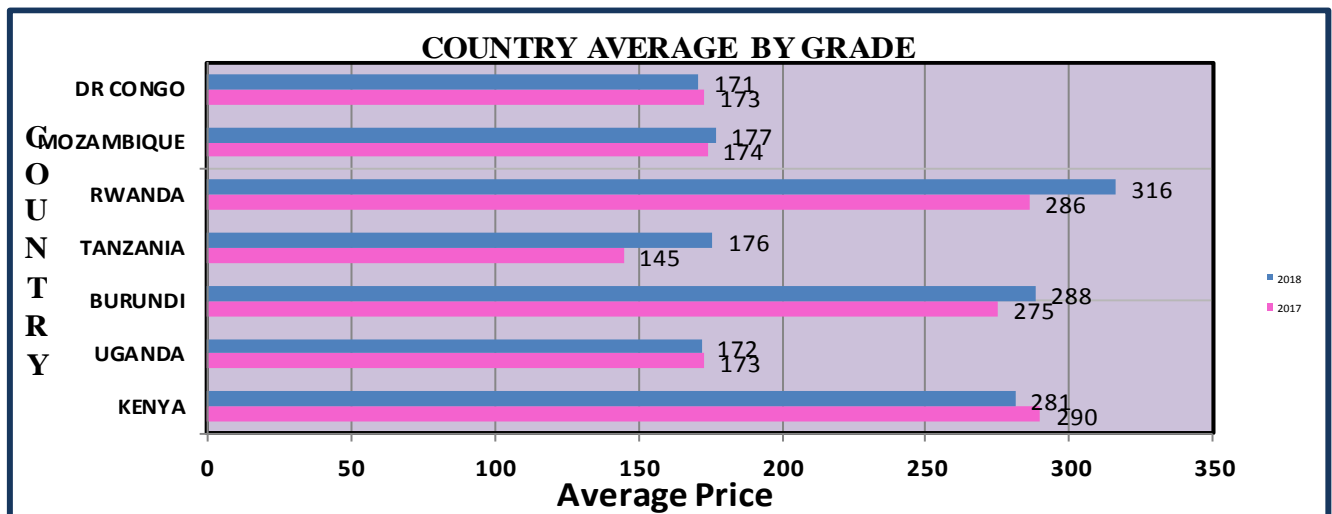




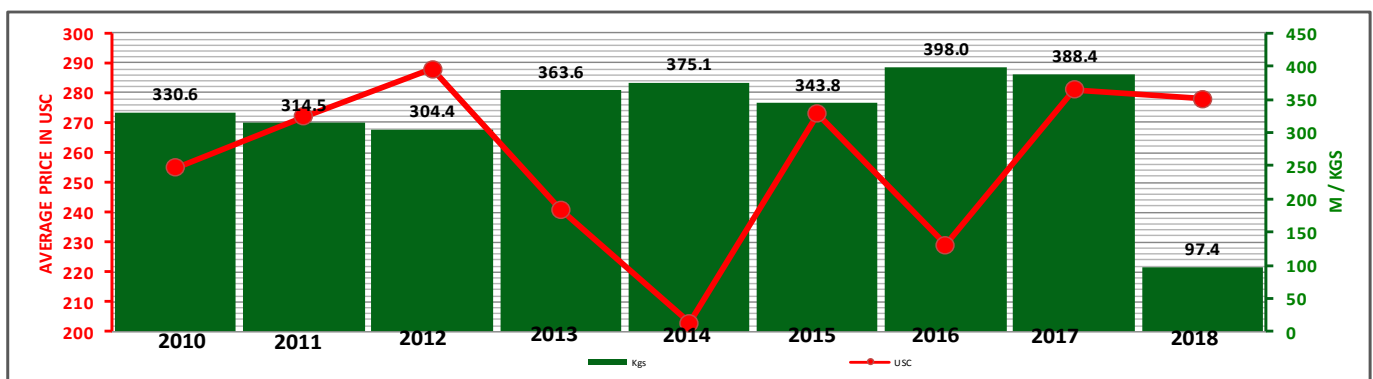
## Mombasa Auction: Country Average Prices in US Cents Sale 11 (2017 vs. 2018)

COUNTRY	AV 2017	AV 2018	BP1	PF1	PD	D1	BP	PF	D	FNGS	BMF
KENYA	290	281	273	289	290	299	182	197	183	176	129
UGANDA	173	172	155	174	197	194	151	168	169	153	127
BURUNDI	275	288	288	289	310	318			240	202	
TANZANIA	145	176	152	201	212	228	149	157	148	143	127
RWANDA	286	316	339	326	322	323	266	268	264	255	176
MOZAMBIQUE	174	177			195				144	136	132
DR CONGO	173	171	154	175		185		160			
ALL AUCTION AVERAGE	274	266	262	284	279	278	210	178	194	169	128



## Mombasa Auction - Auction Quantities & Average Prices 2010 - 2018

	Jan		Feb		Mar		Apr		May		Jun		Jul		Aug		Sep		Oct		Nov		Dec		Total		
	Kgs	USC	Kgs	USC	Kgs	USC	Kgs	USC	Kgs	USC	Kgs	USC	Kgs	USC	Kgs	USC	Kgs	USC	Kgs	USC	Kgs	USC	Kgs	USC	Kgs	USC	
2018	49.3	279	34.3	281	15.0	269																				97.4	278
2017	40.9	284	25.4	285	25.2	274	28.7	272	38.7	275	31.0	289	31.2	283	27.1	275	32.3	286	40.9	291	35.5	283	31.3	266	388.4	281	
2016	37.0	256	36.6	237	40.7	223	35.3	204	44.4	212	34.2	227	29.2	231	21.7	218	23.8	222	24.6	223	36.3	250	23.6	252	398.0	229	
2015	33.5	214	31.0	227	30.2	254	22.4	257	21.2	285	35.4	300	21.9	310	22.4	294	32.1	284	25.3	302	32.4	289	35.4	285	343.8	273	
2014	25.1	256	30.6	224	36.6	208	21.8	207	35.7	196	44.9	191	28.1	205	24.6	203	33.2	190	28.1	192	33.6	191	32.8	189	375.1	203	
2013	35.7	305	29.9	292	28.5	264	32.0	237	31.5	239	34.7	231	34.6	229	25.5	228	24.0	213	28.4	202	32.5	210	26.5	234	363.6	241	
2012	36.1	264	27.2	265	23.9	274	22.8	279	17.8	281	24.1	289	26.8	299	22.6	309	21.9	304	31.8	297	27.9	304	21.4	307	304.4	288	
2011	24.8	294	24.6	277	31.4	274	17.1	266	32.9	262	30.4	271	25.4	282	26.2	282	20.8	267	23.4	265	33.8	266	23.8	261	314.5	272	
2010	27.9	284	29.1	295	33.5	280	24.6	261	41.6	235	33.7	222	27.2	216	25.1	250	17.9	249	18.3	250	30.5	254	21.0	270	330.6	255	



*March includes sold kilos and average price for sale 10 and 11 only.*

## BUYERS' PURCHASES SALE 11 2018

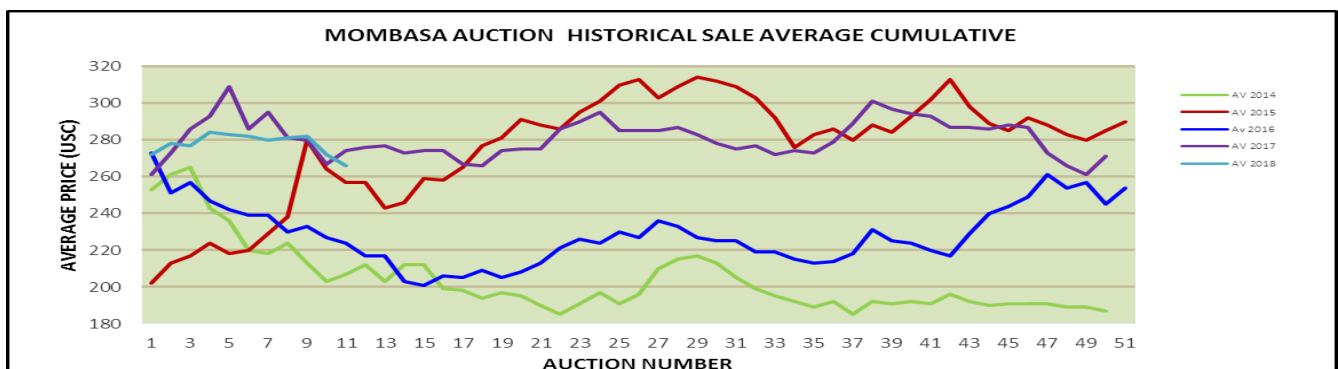
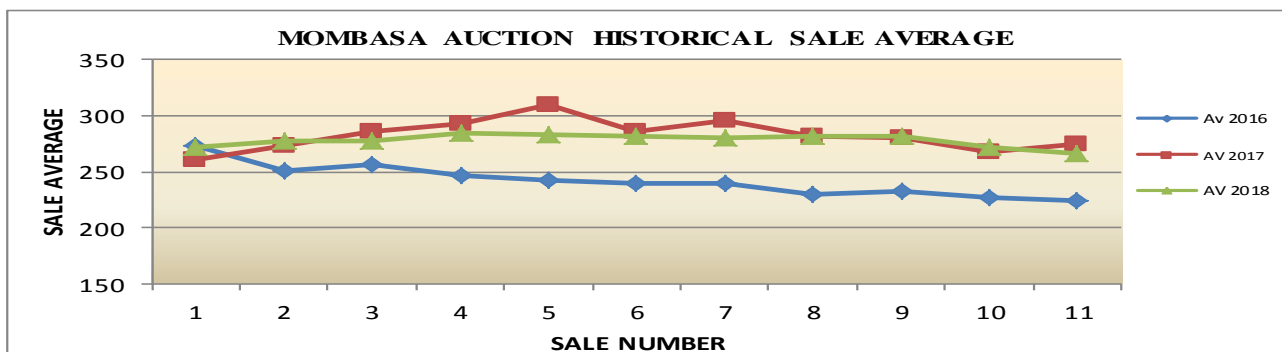
Buyer	% Sold	Totals	BP1	PF1	PD	DUST1	BP2	PF2	DUST2	FNGS	BMF
CARGILL KENYA	18.12	20,300	2,740	13,960	3,280	240	0	20	0	60	0
GLOBAL TEA & CHAI TRADING	15.25	17,080	1,200	7,100	3,480	1,480	40	440	1,060	240	2,040
L.A.B.	7.91	8,860	960	1,460	4,500	1,800	40	0	60	40	0
COFFTEA AGENCIES	7.05	7,900	3,140	1,640	640	0	0	320	0	2,160	0
JAMES FINLAY	6.09	6,820	800	1,540	1,800	1,080	0	300	100	1,200	0
MOMBASA COFFEE	5.48	6,140	80	240	3,720	1,960	140	0	0	0	0
SSOE (KENYA)	4.87	5,460	2,900	880	80	0	120	300	80	560	540
M.J. CLARKE LTD	4.07	4,560	320	1,500	1,260	400	40	40	140	860	0
VAN REES KENYA	4.04	4,520	800	600	2,160	580	60	60	140	80	40
DEVCHAND	3.46	3,880	0	3,880	0	0	0	0	0	0	0
ABBAS TRADERS	2.07	2,320	0	1,160	480	240	120	320	0	0	0
SHAKAB	1.80	2,020	80	1,640	160	0	0	80	60	0	0
RANFER TEAS K	1.32	1,480	800	40	200	280	20	0	20	80	40
ALIBHAI RAMJI	0.93	1,040	0	240	80	120	60	140	60	140	200
INDO-AFRICAN TEA	0.86	960	280	480	0	120	80	0	0	0	0
AFRO TEAS LIMITED	0.80	900	0	0	0	0	0	120	0	240	540
McLEOD RUSSEL	0.62	700	0	660	0	40	0	0	0	0	0
GOKALTRADING	0.57	640	600	20	0	0	0	0	20	0	0
LULA TRADING	0.48	540	0	0	0	0	0	100	0	120	320
AL-EMIR LTD	0.46	519	0	400	40	39	20	0	20	0	0
IMPERIAL TEAS	0.43	480	0	200	100	40	40	0	80	20	0
SARDIA	0.36	400	0	240	0	0	0	0	0	20	140
STANSAND (A) LTD	0.36	400	160	240	0	0	0	0	0	0	0
TROPICAL CROPS & MAYMUN	0.36	400	0	80	0	0	40	0	0	0	280
AIMCO	0.34	380	0	0	0	0	80	80	0	80	140
Green Leaf Trading	0.32	360	0	0	0	0	0	0	40	40	280
SUMMER LINER	0.30	340	0	0	0	0	0	0	0	0	340
KIRINDO TRADERS	0.27	300	40	120	0	0	60	0	0	20	60
CHAMU SUPPLIES	0.21	240	0	40	0	0	60	0	0	0	140
MOMBASA TEA	0.20	220	0	40	40	0	20	40	60	20	0
TANZIL TRADING	0.20	220	0	0	80	80	60	0	0	0	0
LINDOP & COMPANY	0.18	200	0	0	0	0	0	0	0	60	140
AL-KHALIFA	0.11	120	0	80	40	0	0	0	0	0	0
BURALE CLEARING	0.09	100	0	0	0	0	0	0	0	0	100
EMPIRE KENYA	0.07	80	0	0	0	0	0	0	0	0	80
MARA CHAI LIMITED	0.07	80	0	80	0	0	0	0	0	0	0
GOKAL	0.05	60	0	0	0	0	0	0	0	60	0
JAWAI TEA LIMITED	0.04	40	40	0	0	0	0	0	0	0	0
JAWAI TEA LIMITED	0.04	40	0	40	0	0	0	0	0	0	0

## Kilos Sold By Country - Sale no. 11 & Cumulative to date (2017 vs 2018)

	Current Sale 11/2018		Same Sale Last Year 11/2017		Year To Date Sale 01-11/2018		Last Year To Date Sale 01-11/2017	Variance 2018 vs 2017
	Pkgs	Kilos	Pkgs	Kilos	Pkgs	Kilos	Kilos	Kilos
<b>KENYA</b>	83,120	5,587,443.00	72,900	4,844,839.00	1,136,358	75,654,287.30	61,663,220.50	<b>13,991,067</b>
<b>UGANDA</b>	15,700	875,570.00	12,820	728,088.00	220,223	12,308,741.00	10,298,497.00	<b>2,010,244</b>
<b>BURUNDI</b>	2,179	139,748.00	2,540	163,296.00	28,538	1,816,139.00	1,585,531.00	<b>230,608</b>
<b>TANZANIA</b>	4,520	232,562.00	820	40,279.50	48,940	2,606,810.00	648,639.00	<b>1,958,171</b>
<b>RWANDA</b>	5,880	400,304.00	4,140	281,265.00	68,670	4,665,393.00	4,231,517.00	<b>433,876</b>
<b>MALAWI</b>							24,120.00	
<b>MOZAMBIQUE</b>	460	25,176.00	100	5,484.00	1,940	110,968.00	5,484.00	<b>105,484</b>
<b>DR CONGO</b>	160	9,016.00	520	31,476.00	1,280	78,136.00	129,512.00	<b>(51,376)</b>
<b>ETHIOPIA</b>					4,000	194,021.00	20,108.00	<b>173,913</b>
<b>TOTALS:</b>	<b>112,019</b>	<b>7,269,819.00</b>	<b>93,840.0</b>	<b>6,094,727.50</b>	<b>1,509,949</b>	<b>97,434,495.30</b>	<b>78,606,628.50</b>	<b>18,678,074</b>

## Mombasa Auction - Historical Averages Comparative 2016 - 2018

SALE NO.	Av 2016	AV 2017	AV 2018	2018 BP1	2018 PF1	2018 PD	2018 D1	2018 BP2	2018 PF2	2018 D2	2018 FNGS	2018 BMF
1	273	261	272	262	287	293	290	195	185	185	171	142
2	251	273	278	277	294	298	299	201	180	184	174	138
3	257	286	277	276	301	298	302	196	175	188	166	131
4	247	293	284	278	310	298	303	204	184	191	169	130
5	242	309	283	269	306	301	310	204	179	201	169	126
6	239	286	282	277	303	300	317	190	175	197	164	125
7	239	295	280	274	300	302	309	202	186	204	166	131
8	230	281	281	278	298	301	307	203	180	199	169	129
9	233	280	282	284	300	300	304	197	182	195	172	130
10	227	267	272	263	289	296	301	199	187	204	171	131
11	224	274	266	262	284	279	278	210	178	194	169	128
<b>Average</b>	<b>225</b>	<b>282</b>	<b>278</b>	<b>273</b>	<b>297</b>	<b>297</b>	<b>302</b>	<b>200</b>	<b>181</b>	<b>194</b>	<b>169</b>	<b>131</b>



**Actual Packages on offer for coming sale 12 of 19<sup>th</sup> – 20<sup>th</sup> March, 2018**

**(By Grade / by Country)**

	BP1	PF1	PD	DUST1	BP2	PF2	DUST2	FNGS	BMF	Total
KENYA	17,820	28,820	25,700	9,460	760	700	1,660	3,380	2,000	90,300
UGANDA	2,380	2,960	3,700	2,120	200	1,120	540	2,120	2,460	17,600
RWANDA	1,920	2,680	1,240	640	340	200	320	280	20	7,640
BURUNDI	800	1,400	360	160	0	0	120	280	0	3,120
TANZANIA	600	640	280	80	240	180	60	200	500	2,780
MOZAMBIQUE	0	0	0	40	0	0	140	180	860	1,220
<b>Total</b>	<b>23,520</b>	<b>36,500</b>	<b>31,280</b>	<b>12,500</b>	<b>1,540</b>	<b>2,200</b>	<b>2,840</b>	<b>6,440</b>	<b>5,840</b>	<b>122,660</b>

**Upcoming Auction Offerings by Country**

**Sale no. 12 and 13/ 2018**

COUNTRY	Sale 12/ 2018 (Actual packages)		Sale 13/ 2018		VARIANCE
	Pkgs	Kgs	Pkgs	Kgs	Kgs
KENYA	90,300.00	6,051,947.00	98,720.00	6,666,709.00	614,762.00
UGANDA	17,600.00	1,011,129.00	18,020.00	1,002,607.00	(8,522.00)
RWANDA	7,640.00	503,790.00	7,380.00	497,412.00	(6,378.00)
BURUNDI	3,120.00	198,644.00	2,820.00	181,432.00	(17,212.00)
TANZANIA	2,780.00	138,336.00	5,359.00	289,795.00	151,459.00
D R CONGO			400.00	25,796.00	
MOZAMBIQUE	1,220.00	46,216.00	720.00	22,528.00	(23,688.00)
ETHIOPIA					-
<b>TOTALS:</b>	<b>122,660.00</b>	<b>7,950,062.00</b>	<b>133,419</b>	<b>8,686,279.00</b>	<b>710,421.00</b>

# MAIN GRADE COMPARATIVE RANKINGS – SALE 11 2018

Mark	BP1				Mark	PF1				Mark	PD				Mark	DUST1			
	Pre	Lo	High	De		Prev	Low	Hig	Dev		Pre	Low	Hig	De		Prev	Lo	Hig	Dev
1 KITABI	432	400	432	0	KITABI	422	365	372	-50	NYABIHU	441	441		KITABI	400	400			
2 RUBAYA	456	402	416	-40	KATHANGARIRI	384	365	367	-17	KITABI	420	400	400	-20	GATHUTHI	402	392	392	-10
3 KATHANGARIRI	375	364	378	3	MUNUNGA	382	360	364	-18	GACHARAGE	381	360	368	-13	KATHANGARIRI	380	368	380	0
4 NJUNU	329	366	366	37	NYABIHU	418	360	364	-54	KATHANGARIRI	377	364	368	-9	GACHARAGE	378	370	370	-8
5 IMENTI	362	320	364	2	RUKURIRI	374	350	354	-20	IMENTI	370	361	363	-7	MUNGANIA	355	361		
6 GITUGI	360	362	362	2	RUBAYA	370	340	350	-20	GATHUTHI	368	362	362	-6	KIMUNYE	378	360	360	-18
7 GACHARAGE	352	354	360	8	IMENTI	370	348	350	-20	NJUNU	375	354	358	-17	IMENTI	345	347		
8 KIMUNYE	337	330	337	0	KIMUNYE	374	350	350	-24	KIMUNYE	365	354	356	-9	KANGAITA	363	342	347	-16
9 RUKURIRI	338	324	335	-3	GITUGI	354	342	348	-6	MUNUNGA	365	353	356	-9	THUMAITA	354	340	346	-8
10 THETA	326	325	334	8	KANGAITA	370	346	348	-22	KANGAITA	365	350	354	-11	KINORO	350	340	344	-6
11 SHAGASHA	330	318	332	2	GACHARAGE	362	340	346	-16	GITHONGO	358	350	352	-6	NGERE	360	340	344	-16
12 MUNUNGA	340	320	331	-9	NJUNU	358	342	346	-12	IGEMBE	357	352	352	-5	THETA	350	340	344	-6
13 IKUMBI		299	329		MUNGANIA	365	340	344	-21	IKUMBI	368	350	352	-16	GITUGI	355	340	342	-13
14 KAGWE	334	310	328	-6	CHINGA	350	334	338	-12	IRIAINI	364	346	352	-12	KAMBAA	350	340	342	-8
15 GATHUTHI		327	327		GITHAMBO	346	330	338	-8	KIEGOI	360	350	352	-8	NDARUGU	350	330	342	-8
16 MUNGANIA	324	326	326	2	KAGWE	350	330	338	-12	KINORO	362	350	352	-10	NDIMA	356	340	342	-14
17 THUMAITA	328	310	326	-2	KINORO	350	333	338	-12	MAKOMBOKI	358	346	352	-6	CHINGA	344	340	340	-4
18 NJERU	287	322	325	38	KIONYO	348	336	338	-10	NDARUGU	364	352	352	-12	IKUMBI	354	340	340	-14
19 KAMBAA	306	300	322	16	NDIMA	356	337	338	-18	RUKURIRI	364	352	352	-12	IRIAINI	360	340	340	-20
20 NGERE	325	297	322	-3	THETA	348	332	338	-10	THETA	362	352	352	-10	KAGWE	352	340	340	-12
21 GISAKURA	318	310	320	2	GACHEGE	340	325	336	-4	CHINGA	356	350	350	-6	KANYENYA	350	340	340	-10
22 MATAARA	311	305	320	9	GITHONGO	352	336	336	-16	RAGATI	364	340	350	-14	KIRU	355	338	340	-15
23 GITHONGO	320	290	316	-4	IGEMBE	350	336	336	-14	GITUGI	358	348	350	-8	MAKOMBOKI	344	340	340	-4
24 KIRU	307	294	316	9	IKUMBI	354	330	336	-18	KAGWE	365	350	350	-15	MATAARA	354	340	340	-14
25 MATA	318	315	315	-3	IRIAINI	346	328	336	-10	KAMBAA	364	346	350	-14	MUNUNGA	354	340	340	-14
26 IRIAINI	288	315	315	27	KIEGOI	352	332	336	-16	KIONYO	356	345	350	-6	NDUTI	358	340	340	-18
27 NNDARUGU	300	300	314	14	MATAARA	346	328	336	-10	KIRU	360	344	350	-10	NJUNU	366	340	340	-26
28 WERU	318	295	314	-4	NDUTI	348	327	336	-12	MATAARA	360	344	350	-10	WERU	342	335	340	-2
29 CHINGA	300	300	312	12	NGERE	350	331	336	-14	MUNGANIA	360	350	350	-10	SANGANYI	340	338	338	-2
30 MICH	294	294	312	18	THUMAITA	350	334	336	-14	NDIMA	365	348	350	-15	KIEGOI	335	335		
31 NDIMA	310	310	312	2	WERU	348	330	336	-12	NDUTI	351	345	350	-1	KIONYO	340	335	335	-5
32 GATUNGURU	302	290	308	6	KAMBAA	352	330	334	-18	NGERE	362	350	350	-12	MICH	330	330		
33 GITHAMBO	306	300	307	1	MAKOMBOKI	352	325	334	-18	THUMAITA	360	350	350	-10	MOMUL	346	325	329	-17
34 KIEGOI	310	306	306	-4	NDARUGU	348	328	334	-14	WERU	360	350	350	-10	TEZA	336	326	326	-10
35 RAGATI	320	300	305	-15	KANYENYA	344	324	332	-12	MICH	358	346	348	-10	GISAKURA	340	325	325	-15
36 KANGAITA	310	300	305	-5	KIRU	346	330	332	-14	GITHAMBO	356	346	348	-8	GISOVU	340	325	325	-15
37 GISOVU	310	294	304	-6	RAGATI	345	320	329	-16	KANYENYA	360	344	348	-12	KARONGI	325	325		
38 KANYENYA	304	304	304	0	MICH	339	326	328	-11	GACHEGE	350	344	347	-3	RWEGURA	300	324		
39 IGEMBE	307	302	302	-5	GATUNGURU	344	322	324	-20	GATUNGURU	340	346			MABAYI	322	322		
40 KINORO	299	300	302	3	MUGANZA-KIVU	320	324	324	4	OLENG	342	325	339	-3	NYANKOBA	338	314	322	-16
41 MAKOMBOKI	290	290	302	12	KARONGI	320	322			KARONGI	330	330			MUGANZA-KIVU	337	320	320	-17
42 KIONYO	306	296	300	-6	SHAGASHA	324	319	321	-3	MOMUL	346	325	330	-16	SHAGASHA	318	318		
43 MOMUL	300	298	299	-1	GISOVU	328	320	320	-8	NSHILI KIVU	328	328			NSHILI KIVU	315	315		
44 NDUTI	300	290	299	-1	GISAKURA	323	316	318	-5	GATARE	340	324	324	-16	GIANCHORE	314	314		
45 MULINDI	310	297	298	-12	MATA	328	315	317	-11	MATA	324	324	324	0	MUDETE	324	312	312	-12
46 GACHEGE	295	294	294	-1	GATARE	342	310	315	-27	SHAGASHA	326	317	320	-6	KEBIRIGO	311	311		
47 PFUNDA	278	270	292	14	NSHILI KIVU	324	315	315	-9	NYANKOBA	326	314	318	-8	MULINDI	320	310	310	-10
48 TEZA	308	290	292	-16	RUTSIRO	345	315	315	-30	SIONGO	332	311	317	-15	OLENG	327	305	310	-17
49 NSHILI KIVU	332	290	290	-42	MOMUL	332	306	312	-20	GISAKURA	322	312	316	-6	SIONGO	330	310	310	-20
50 IJENDA		290	290		OLENG	331	300	305	-26	SANGANYI	330	310	316	-14	TOMBE	321	310	310	-11
51 RWEGURA		290	290		NYANKOBA	324	300	304	-20	MULINDI	331	300	314	-17	KAPKO	315	309	309	-6
52 TORA	300	280	289	-11	GIANCHORE	322	300	302	-20	GIANCHORE	318	310	314	-4	KOBEL	322	307	309	-13
53 MABAYI	285	286	286	1	SANGANYI	324	299	302	-22	RWEGURA	318	312	314	-4	MOGOGO	322	309	309	-13
54 NYANKOBA	306	278	286	-20	RWEGURA	307	299	299	-8	MABAYI	329	308	310	-19	MOTIGO	309	309		
55 SIONGO	290	274	280	-10	SIONGO	323	295	299	-24	CHELAL	313	300	308	-5	NYAMACHE	321	309	309	-12
56 CHELAL	288	270	278	-10	MWAMU	312	292	298	-14	MUDETE	320	303	308	-12	TEGAT	324	307	309	-15
57 KEBIRIGO	292	271	278	-14	TIRGAGA	310	292	297	-13	TEZA	312	305	305	-7	BOITO	321	308	308	-13
58 MWAMU	290	270	276	-14	KAPKATET	310	290	294	-16	TIRGAGA	308	298	304	-4	TIRGAGA	329	307	307	-22
59 OGEMBO	290	274	276	-14	OGEMBO	310	286	294	-16	MWAMU	318	304	304	-14	ITUMBE	307	307		
60 SANGANYI	290	274	275	-15	MOGOGO	310	285	292	-18	OGEMBO	320	300	302	-18	OGEMBO	318	307	307	-11

61	TIRGAGA	290	270	274	-16	BOITO	304	285	292	-12	CYOHOKA	285	270	300	15	KAPSET	318	305	305	-13
62	EBEREGE	300	267	274	-26	CHELAL	308	290	292	-16	EBEREGE	308	298	300	-8	LITEIN	322	304	304	-18
63	MOKAMA	285	270	274	-11	EBEREGE	308	280	292	-16	ITUMBE	308	298	300	-8	CHEBUT	305	300	300	-5
64	TEGAT	280	265	273	-7	MULINDI	296	285	290	-6	BOITO	316	291	299	-17	KAPKATET	319	300	300	-19
65	KAPKO	288	270	272	-16	ITUMBE	308	288	290	-18	NYAMACHE	312	298	299	-13	MOKAMA	312	300	300	-12
66	MOGOGO	290	268	272	-18	KEBIRIGO	316	287	290	-26	TOROR	312	298	299	-13	ROROK	321	300	300	-21
67	KAPKATET	290	270	272	-18	TEZA	302	290	290	-12	MOGOGO	314	294	298	-16	TOROR	312	295	295	-17
68	NYAMACHE	296	270	272	-24	MUDETE	306	285	289	-17	CHEBUT	303	285	298	-5	CHEBANGO	286	286		
69	ROROK	280	265	272	-8	TOROR	304	280	289	-15	KAPKATET	312	290	298	-14	NGORONGO	292	280	280	-12
70	BOITO	283	264	270	-13	KAPKO	300	280	288	-12	KEBIRIGO	312	295	298	-14	CHEMOMI	294	278	278	-16
71	GIANCHORE	297	270	270	-27	MOKAMA	304	286	288	-16	LITEIN	308	287	298	-10	KARIRANA	310	270	276	-34
72	ITUMBE	290	265	270	-20	NYAMACHE	312	280	288	-24	MOKAMA	308	298	298	-10	SIRET	294	276	276	-18
73	KAPTUMO	245	270			ROROK	312	284	288	-24	ROROK	306	288	294	-12	TAITO	298	274	274	-24
74	LITEIN	290	270	270	-20	CHEBUT	300	280	287	-13	KOBEL	300	280	291	-9	MARAMBA	290	272	272	-18
75	TOROR	287	270	270	-17	MABAYI	316	285	287	-29	KAPTUMO	300	290	291	-9	REYNA	290	272	272	-18
76	KAPSET	267	267			MOTIGO	308	280	287	-21	TOMBE	308	285	291	-17	PFUNDA	270	270		
77	TOMBE	280	264	266	-14	TOMBE	300	280	287	-13	KAPKO	310	285	290	-20	KEPCHOMO	298	270	270	-28
78	KOBEL	280	265	265	-15	CHEMOMI	290	272	286	-4	KAPSARA	300	290	290	-10	SOKOT	310	270	270	-40
79	MOTIGO	285	265	265	-20	KAPSARA	301	286	286	-15	TEGAT	302	285	288	-14	KAPCHORUA	269	269		
80	CHEMOMI	280	260	262	-18	KAPTUMO	300	280	286	-14	MOTIGO	313	280	285	-28	KAIMOSI	268	268		
81	CHEBUT	265	245	260	-5	TEGAT	300	280	286	-14	CHEMOMI	292	280	280	-12	MANARET	266	266		
82	KAIMOSI	246	246			LITEIN	310	282	285	-25	KAPSET	306	270	280	-26	DL TEAS	286	264	266	-20
83	SIRET	240	240			KOBEL	302	280	284	-18	CHEBANGO	296	274	276	-20	CHANGOI	260	260		
84	KAPCHORUA	240	240			UJENDA	304	282	282	-22	KARIRANA	298	270	274	-24	KIPTAGICH	282	256	259	-23
85	KEPCHOMO	278	240	240	-38	KAPSET	310	280	280	-30	PFUNDA	298	274	274	-24	SETYON	278	255	258	-20
86	SOKOT	270	240	240	-30	TORA	301	275	280	-21	REYNA	290	270	272	-18	SITOI	258	258		
87	BONDET	230	238			RUKERI	290	278	278	-12	SIRET	288	270	272	-16	TINET	280	240	256	-24
88	KARIRANA	231	226	234	3	CHEBANGO	298	272	276	-22	KIBWARI	292	270	272	-20	KIPCHABO	281	256	256	-25
89	REYNA	250	232	232	-18	KAMARYA	284	264	268	-16	NGORONGO	288	266	270	-18	KAYONZA	255	255		
90	CHANGOI	232	232			KIBWARI	286	264	264	-22	KAPCHORUA	270	270		TINDERET	255	255			
91	KIBWARI	265	230	230	-35	MANARET	284	258	263	-21	SOKOT	288	270	270	-18	ELGON TEA	278	254	254	-24
92	TAITO	236	220	230	-6	SOKOT	285	260	262	-23	TAITO	286	268	270	-16	MBOGO TEA	240	240		
93	MANARET	230	210	220	-10	KARIRANA	291	260	260	-31	MARAMBA	288	268	268	-20	ITONA	236	236		
94	SITOI	220	220			KEPCHOMO	290	260	260	-30	DL TEAS	284	266	268	-16	MUZIZI	246	223	233	-13
95	CHEBANGO	220	214	218	-2	REYNA	274	258	258	-16	KAIMOSI	264	268		CHIMCHIM	252	232	232	-20	
96	KEBEN	204	197	197	-7	TAITO	272	258	258	-14	KIPTAGICH	280	260	267	-13	KAISUGU	255	219	230	-25
97	SIOMO	192	196	196	4	SIRET	282	255	255	-27	KEBEN	286	266	266	-20	KERICHO	224	230		
98	KERITOR	192	192			SIOMO	274	240	252	-22	KEPCHOMO	291	266	266	-25	LELAGOIN	260	226	230	-30
99	NGORONGO	190	190			KAPCHORUA	249	251			CHANGOI	264	264		METTARORA	282	230	230	-52	
100	SETYON	182	190			NGORONGO	230	250			TINDERET	260	262		TAGABI	250	228	230	-20	
101	ELGON TEA	200	186	186	-14	CHANGOI	250	250			SIOMO	282	255	260	-22	ARC MOUNTAIN	243	229	229	-14
102	KIPKEBE	170	160	186	16	DL TEAS	264	242	250	-14	TOIYOI	280	260	260	-20	CHEBOSWA	258	224	228	-30
103	KAISUGU	184	184			KAIMOSI	250	250			EMROK	288	258	258	-30	CUPATEA	228	228		
104	KAYONZA	200	180	180	-20	KIPCHABO	265	250	250	-15	MANARET	286	256	258	-28	KIPKEBE	258	228	228	-30
105	KIPCHABO	200	180	180	-20	MARAMBA	260	225	248	-12	SETYON	280	255	257	-23	KOIWA	258	228	228	-30
106	KAPSONGOI	165	170	170	5	SETYON	262	245	248	-14	SITOI	282	257	257	-25	KABIANGA	256	228	228	-28
107	SWAZI	162	170	170	8	KIPTENDEN	256	244	244	-12	BONDET	280	254	256	-24	KIPSINENDE	254	226	228	-26
108	TILYA	170	160	170	0	BONDET	242	242			ELGON TEA	280	254	254	-26	TILYA	228	228		
109	DINDIRA	162	164	164	2	MBOGO TEA	270	240	240	-30	METTARORA	276	232	252	-24	KELUNET	259	226	226	-33
110	KAKONDE	162	162			KAYONZA	254	234	240	-14	KIPCHABO	278	252	252	-26	BUGAMBE	241	217	225	-16
111	CHEBOSWA	160	160			TOIYOI	268	240	240	-28	ARROKET	266	242	245	-21	IGARA	222	224		
112	CHIMCHIM	170	160	160	-10	ELGON TEA	260	237	239	-21	KAYONZA	262	240	243	-19	LIVINGSTONIA	242	224	224	-18
113	KOIWA	162	160	160	-2	SITOI	260	235	237	-23	MBOGO TEA	268	240	240	-28	KORUMA	206	222		
114	MUGOMA	165	160	160	-5	TINET	236	222	236	0	SISIBA	268	240	240	-28	BUHWEJU	252	217	217	-35
115	IGARA	160	154	160	0	TILYA	232	232	234	2	KERITOR	262	220	236	-26	NYAMBYA	216	216		
116	LIVINGSTONIA	160	159	159	-1	KIPKEBE	228	229	231	3	KIPTENDEN	264	234	234	-30	DINDIRA	232	215	215	-17
117	CHIVANJEE	154	158	158	4	KIBENA	236	213	225	-11	MATUTA	260	234	234	-26	SWAZI	248	214	214	-34
118	MOGENI	158	158			ARROKET	230	223	223	-7	TILUET	232	232		MOGENI	220	212	212	-8	
119	BUHWEJU	160	155	157	-3	CUPATEA	226	218	220	-6	KAISUGU	253	215	230	-23	ANKOLE	226	202	206	-20
120	MAHENYE	156	156			KABIANGA	226	216	216	-10	SAPTET	258	228	230	-28	KAKONDE	232	202	204	-28
121	GLOBAL VILLAG	166	155	155	-11	CHIMCHIM	232	205	214	-18	TILYA	264	228	230	-34	NYARINDA	200	200		
122	NYARINDA	155	155			LELAGOIN	220	207	214	-6	CUPATEA	252	228	228	-24	MBAYO	185	185		
123	ARC MOUNTAIN	155	150	154	-1	SAPTET	220	200	214	-6	KIPKEBE	259	226	228	-31	KIAMARA	189	184	184	-5
124	MBAYO	154	154			KAPSONGOI	226	214	214	-12	LELAGOIN	260	226	228	-32	KIKO	180	170	170	-10
125	BUZIRASAGAM/	160	154	154	-6	BUGAMBE	212	212	212	0	IGARA	252	228	228	-24	KIJURA	206	160	165	-41

126 KYAMUHUNGA	154	154		KAISUGU	216	208	212	-4	KABIANGA	256	228	228	-28	MITYANA	170	154	162	-8	
127 MITYANA	154	154		TAGABI		210	212		CHEBOSWA		226	226		TORO	195	160	162	-33	
128 MWENGE	158	148	154	-4	CHEMAMUL	219	208	210	-9	CHIMCHIM	258	226	226	-32	MABALE	192	160	160	-32
129 TORO	160	154	154	-6	SISIBA		210	210		KELUNET	258	224	226	-32	MUNOBWA	179	155	155	-24
130 RUSEKERE	152	151	151	-1	LIVINGSTONIA	200	203	209	9	MUGOMA	250	226	226	-24	ARROKET				
131 KIJURA	154	149	151	-3	DINDIRA	205	200	208	3	SAKAWA	240	226	226	-14	BONDET				
132 SALAMA		149	151		MATUTA	230	204	208	-22	KIPSINENDE	256	226	226	-30	EMROK				
133 ANKOLE	155	150	150	-5	SAKAWA	206	205	205	-1	KOIWA	256	224	224	-32	GATARE				
134 BULWA	149	148	150	1	ARC MOUNTAIN	217	199	201	-16	RWAKA	254	224	224	-30	HERKULU				
135 KWAMKORO	148	148	148	0	KELUNET	218	198	200	-18	KIGEZI HIGHLAN	252	222	224	-28	KARAMBI				
136 LUWALA		148	148		MUGOMA	220	200	200	-20	LIVINGSTONIA	240	224	224	-16	KIBENA				
137 MUNOBWA	160	148	148	-12	KERITOR	220	200	200	-20	BWIINDI	252	220	222	-30	KIPTENDEN				
138 MWERA	159	148	148	-11	MUZIZI		196	200		KYAMUHUNGA	254	220	220	-34	MARVERA				
139 NYAMBYA	156	148	148	-8	TILUET	230	200	200	-30	BUGAMBE	239	217	219	-20	MATA				
140 KIGUMBA		147	147		KIPSINENDE	242	197	197	-45	BUHWEJU	250	217	217	-33	MONTE BRANCO				
141 HERKULU	152	144	144	-8	BUHWEJU	229	190	190	-39	DINDIRA	226	210	210	-16	MUGOMA				
142 ARROKET					KIGEZI HIGHLAN	190	188	188	-2	KAHUNA		210	210		NAMAYIBA				
143 BUGAMBE					BWIINDI	192	178	180	-12	MOGENI	230	195	210	-20	NGOINA				
144 CUPATEA					KYAMUHUNGA	176	176	178	2	SWAZI	248	210	210	-38	RAGATI				
145 EMROK					KARAMBI	172	170	176	4	ARC MOUNTAIN	226	207	207	-19	RUBAYA				
146 GATARE					MBAYO		175	175		NYARINDA	233	200	206	-27	RUSEKERE				
147 KARAMBI					ANKOLE		164	174		MAGURA	228	200	205	-23	RUTSIRO				
148 KARONGI					KAHUNA	172	168	174	2	KAKONDE	230	200	202	-28	RWAKA				
149 KELUNET					KIKO	175	174	174	-1	MONTE BRANCO		195	195		SAKAWA				
150 KERICHO					SWAZI	178	174	174	-4	BUZIRASAGAM	215	184	191	-24	SAPTET				
151 KIBENA					KOIWA	194	168	170	-24	ANKOLE		190	190		BULWA				
152 KIPTAGICH					MAGURA	174	168	168	-6	KIAMARA	180	168	168	-12	BUZIRASAGAMA				
153 KIPTENDEN					KAKONDE	170	165	165	-5	KIKO	175	166	167	-8	BWIINDI				
154 KORUMA					MAHENYE	175	160	163	-12	LUWALA		156	166		CHELAL				
155 LELAGOIN					KIAMARA	168	160	162	-6	MUNOBWA	179	161	161	-18	CHEMAMUL				
156 MARAMBA					NYARINDA	187	160	162	-25	MABALE	192	155	160	-32	CHIVANJEE				
157 MARVERA					MOGENI		155	161		MWENGE	166	152	160	-6	CYOHOKA				
158 MBOGO TEA					NYAMBYA	178	161	161	-17	TORO	193	160	160	-33	EBEREKE				
159 METTARORA					BUZIRASAGAMA		160	160		SALAMA	165	158	158	-7	GACHEGE				
160 MONTE BRANCO					KIJURA	172	160	160	-12	MITYANA	162	154	154	-8	GATUNGURU				
161 NAMAYIBA					MUNOBWA		160	160		KIJURA	190	150	150	-40	GITHAMBO				
162 NGOINA					CHIVANJEE	168	159	159	-9	MWERA		150	150		GITHONGO				
163 OLENG					MABALE	162	158	158	-4	GISOVU					GLOBAL VILLAGE TEA				
164 RUTSIRO					MITYANA	150	158	158	8	HERKULU					HIMA				
165 RWAKA					LUWALA	150	154	156	6	KARAMBI					IGEMBE				
166 SAKAWA					TORO	159	154	156	-3	KERICHO					IJENDA				
167 SAPTET					MWERA	160	155	155	-5	KIBENA					KAHUNA				
168 TAGABI					MWENGE	154	150	152	-2	KORUMA					KAMARYA				
169 TINET					HERKULU	154	145	148	-6	MARVERA					KAPSARA				
170 BWINDI					MARVERA		146	146		MBAYO					KAPSONGOI				

## SECONDARY GRADES

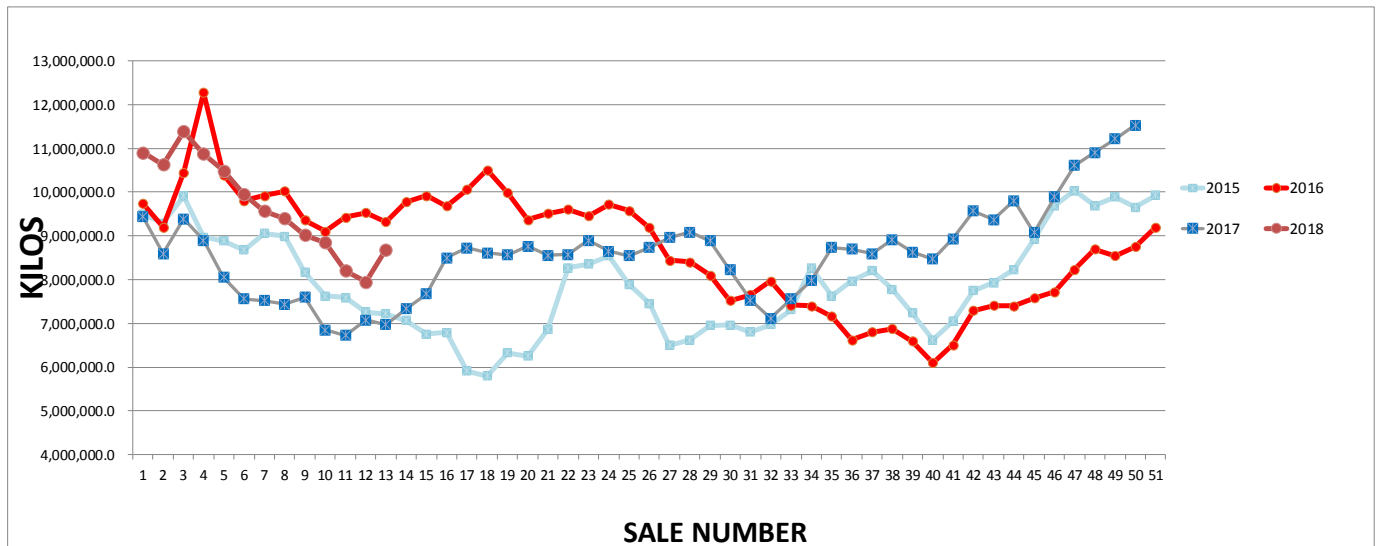
Mark	BP/2			Mark	PF/2			Mark	DUST/2			Mark	FNNGS/1/2			Mark	BMF		
	Prev	Low	Hia		Prev	Low	Hia		Prev	Low	Hia		Prev	Low	Hia		Pre	Low	Hia
1 KITABI	309	300	308	NSHILI KIVU	295	290	290	KITABI		374	374	NYABIHU		300	300	KARONGI		200	200
2 NYABIHU	314	297	308	MULINDI	286	268	282	RUBAYA	361	321	350	KITABI		268	268	NYABIHU		189	189
3 RUBAYA	317	297	300	MATA	280	270	270	MULINDI	302	226	304	GATARE		260	260	CHEBOSWA	140	142	142
4 MATA	280	269	269	PFUNDA		234	234	MOMUL	301	270	270	NSHILI KIVU		260	260	SIRET		142	142
5 KARONGI		264	264	MBOGO TEA	222	204	208	SIRET		270	270	KARONGI		252	254	KEPCHOMO	142	138	142
6 GISAKURA	281	254	258	KAYONZA	220	205	205	IKUMBI		260	260	TEZA		238	238	LIVINGSTONIA	136	136	142
7 GISOVU	250	235	235	SIOMO	218	204	205	ROROK		257	257	CHEBANGO	236	220	220	MONTE BRANCO		128	138
8 SHAGASHA	217	198	210	DL TEAS		202	202	GISOVU	260	230	256	KATHANGARIRI		204	204	MARAMBA	140	136	136
9 CHEBANGO	207	200	200	ELGON TEA	214	196	200	MOTIGO	248	254	254	RWEGURA	216	200	200	KIPCHABO	134	126	136
10 REYNA	216	190	190	BWIINDI	174	170	186	GATARE		253	253	MULINDI	205	198	198	LUWALA	136	126	136
11 NGORONGO	192	185	185	MUGOMA	185	170	184	IMENTI	265	250	250	OLENG	191	191	195	SITOI	134	134	134
12 KIPTAGICH	190	184	184	KYAMUHUNGA	172	170	180	KIONYO	277	245	245	GACHARAGE	195	195	195	HIMA	134	128	134
13 MBOGO TEA	188	183	183	GLOBAL VILLAGE TEA		168	176	TEZA	230	240	240	THUMAITA	196	192	195	KIBWARI	134	134	134
14 KERICHO	180	172	177	ARC MOUNTAIN	184	175	175	SHAGASHA	295	230	230	KAMBAA	195	193	193	SOKOT	134	134	134
15 CHEBOSWA	185	175	175	SAKAWA	165	164	170	PFUNDA	240	224	224	SANGANYI	176	178	192	BUHWEJU	132	130	132



16	TILYA	168	168	RUSEKERE	170	167	167	NYANKOBA	197	220	220	MOTIGO	178	178	191	ELGON TEA	129	132	132
17	KIJURA	154	158	KUJURA	167	167	167	LITEIN		218	218	MABAYI	188	187	189	KARIRANA		132	132
18	ARC MOUNTAIN	152	152	DINDIRA	166	158	163	KIPTAGICH	238	200	214	ELGON TEA	190	186	188	SETYON	136	132	132
19	BWINDI	152	152	MBAYO		160	160	MANARET	215	210	210	KIMUNYE	185	188	188	MBOGO TEA	130	130	130
20	CHIVANJEE	150	152	BUZIRASAGAMA		160	160	TOMBE		205	205	KINORO	192	180	188	NGORONGO	132	128	130
21	BULWA	150	148	NYAMBYA	166	160	160	KAYONZA	254	198	203	KIRU		188	188	ANKOLE	130	128	130
22	MWERA	152	148	BUHWEJU		158	158	KAPKO		200	200	NJUNU	195	188	188	KYAMUHUNGA	130	129	130
23	NAMAYIBA	142	142	MAGURA	170	158	158	SETYON	218	160	195	MAKOMBOKI	196	186	186	KOIVA		126	129
24	RUSEKERE	150	142	MUNOBWA	160	154	158	GIANCHORE	192	190	190	NDUTI		186	186	KAMARYA		129	129
25	MARVERA	141	141	MITYANA	156	154	154	CHEBOSWA	194	189	189	MOMUL	198	185	185	KIGEZI HIGHLAND	131	129	129
26	ARROKET			TORO	158	154	154	KANYENYA	180	175	188	KEPCHOMO	184	175	185	CUPATEA	130	128	128
27	BUGAMBE			MABALE	158	153	153	KAISUGU	165	160	187	LITEIN	176	172	185	DINDIRA	134	124	128
28	BUHWEJU			BULWA	154	150	152	KOBEL		182	182	MUNUNGA	198	185	185	KAISUGU	132	126	128
29	CHINGA			CHIVANJEE	160	152	152	IGARA		180	180	SETYON	188	170	184	KORUMA	132	128	128
30	CUPATEA			KIGUMBA		150	150	MARAMBA	182	178	178	NGERE	180	184	184	MUGOMA		126	128
31	DINDIRA			KWAMKORO	151	147	147	KUJURA	170	162	178	WERU	184	184	184	MULINDI		128	128
32	ELGON TEA			MARVERA		142	142	SAKAWA	180	160	175	CHINGA	180	182	182	BWINDI	130	128	128
33	EMROK			ARROKET				BUZIRASAGAMA	190	175	175	MICHI	188	182	182	DL TEAS	134	126	128
34	GATARE			BUGAMBE				NYAMACHE	182	175	175	GITUGI		182	182	KAKONDE	128	126	128
35	HERKULU			CHEBOSWA				SIOMO	186	149	175	SIONGO	176	182	182	KWAMKORO	129	126	128
36	KAISUGU			CHINGA				MBOGO TEA	170	160	172	KIPTAGICH	190	175	181	MWENGE	130	124	128
37	KAPKO			CUPATEA				MUGOMA		169	170	NGORONGO	190	180	180	MWERA	130	126	128
38	KARIRANA			EMROK				KARIRANA		167	167	SITOI		180	180	TOYOI		128	128
39	KOBEL			GATARE				MAGURA	170	146	166	GATUNGURU	180	176	180	CHEBANGO		127	127
40	KOIVA			GISAKURA				KOIVA	166	160	165	GITHONGO	192	180	180	TORO	130	125	127
41	KORUMA			GISOVU				NGORONGO	164	160	160	IRIAINI	188	180	180	BUGAMBE	136	126	126
42	MANARET			HERKULU				MUNOBWA	175	160	160	KAGWE		180	180	KERICHO	134	126	126
43	MARAMBA			KAISUGU				DL TEAS	155	150	158	KANGAITA	184	180	180	NGOINA		125	126
44	MBAYO			KAPKO				ARC MOUNTAIN		155	155	KAPTUMO	175	177	180	SAKAWA	131	126	126
45	MICHI			KARIRANA				TILYA		151	151	KIONYO		180	180	TAGABI	134	126	126
46	MOGOGO			KARONGI				EMROK		150	150	MUNGANIA	180	176	180	BULWA	129	124	126
47	MOMUL			KERICHO				KIGUMBA		150	150	OGEEMBO	174	178	180	GLOBAL VILLAGE	130	126	126
48	MONTE BRANCO			KIPTAGICH				TORO	146	150	150	SOKOT		180	180	KIAMARA	132	126	126
49	MUGOMA			KITABI				CYOHOKA	154	148	148	THETA	178	180	180	KUJURA	128	125	126
50	MULINDI			KOBEL				LIVINGSTONIA	142	144	145	MOGOGO	180	179	179	KIKO	130	124	126
51	NGOINA			KOIVA				MONTE BRANCO		144	144	TIRGAGA	183	174	179	KIPSINENDE	132	126	126
52	NSHILI KIVU			KORUMA				ARROKET				CHELAL	176	179	179	MAGURA	132	126	126
53	OLENG			MANARET				BUGAMBE				ITUMBE	176	174	179	MITYANA	126	126	126
54	PFUNDA			MARAMBA				BUHWEJU				KAPKATET	193	165	179	NYAMBYA	132	126	126
55	RAGATI			MICHI				CHINGA				KAPSET	176	177	179	SWAZI	130	126	126
56	SAKAWA			MOGOGO				CUPATEA				RAGATI	176	178	178	RUSEKERE	128	123	125
57	SETYON			MOMUL				DINDIRA				DL TEAS		178	178	MUZIZI	130	125	125
58	SIRET			MONTE BRANCO				ELGON TEA				KYAMUHUNGA	168	176	178	CHIVANJEE	130	124	124
59	SITOI			NAMAYIBA				GISAKURA				MOKAMA	170	178	178	ARC MOUNTAIN			
60	TAGABI			NGOINA				HERKULU				NDIMA		178	178	ARROKET			
61	TIRGAGA			NGORONGO				KARONGI				NYANKOBA		178	178	CHINGA			
62	ANKOLE			OLENG				KERICHO				KOBEL	176	177	177	EMROK			
63	BOITO			RAGATI				KORUMA				ROROK	178	170	177	GATARE			
64	BUZIRASAGAMA			REYNA				MARVERA				BWINDI	172	170	176	GISAKURA			
65	CHEBUT			RUBAYA				MATA				CHEBUT	181	176	176	GISOVU			
66	CHELAL			SETYON				MBAYO				EBEREGE	176	176	176	HERKULU			
67	CYOHOKA			SHAGASHA				MICHI				GACHEGE	174	176	176	KAPKO			
68	DL TEAS			SIRET				MOGOGO				MUDETE	175	174	176	KIPTAGICH			
69	EBEREGE			SITOI				NAMAYIBA				TOROR	178	171	176	KITABI			
70	GACHARAGE			TAGABI				NGOINA				MBOGO TEA	184	175	175	KOBEL			
71	GACHEGE			TIRGAGA				NSHILI KIVU				MATAARA	178	175	175	MANARET			
72	GATUNGURU			ANKOLE				OLENG				KAPKO	182	172	172	MARVERA			
73	GIANCHORE			BOITO				RAGATI				CHEBOSWA	182	165	170	MATA			
74	GITHONGO			CHEBANGO				REYNA				KERICHO	160	160	170	MBAYO			
75	GITUGI			CHEBUT				RUSEKERE				BOITO	175	170	170	MICHI			
76	GLOBAL VILLAGE TEA			CHELAL				SITOI				KEBIRIGO	171	169	170	MOGOGO			
77	HIMA			CYOHOKA				TAGABI				MWAMU	174	170	170	MOMUL			
78	IGARA			EBEREGE				TIRGAGA				TEGAT	171	168	170	NAMAYIBA			
79	IKUMBI			GACHARAGE				ANKOLE				KIPSINENDE	176	169	169	NSHILI KIVU			
80	IMENTI			GACHEGE				BOITO				GIANCHORE	176	168	168	OLENG			
81	IRIAINI			GATUNGURU				BULWA				GLOBAL VILLAGE	170	160	166	PFUNDA			
82	ITUMBE			GIANCHORE				BWINDI				NYAMACHE	169	160	165	RAGATI			
83	KAGWE			GITHONGO				CHEBANGO				BUHWEJU	160	162	162	REYNA			
84	KAKONDE			GITUGI				CHEBUT				KARIRANA		160	160	RUBAYA			
85	KAMARYA			HIMA				CHELAL				MUGOMA		160	160	SHAGASHA			
86	KAMBAA			IGARA				CHIVANJEE				IGARA		160	160	TIRGAGA			
87	KANGAITA			IKUMBI				EBEREGE				KAKONDE	164	156	158	BOITO			
88	KANYENYA			IMENTI				GACHARAGE				MWERA	152	156	158	BUZIRASAGAMA			
89	KAPKATET			IRIAINI				GACHEGE				SWAZI	158	154	158	CHEBUT			
90	KAPSET			ITUMBE				GATUNGURU				ARROKET	152	154	156	CHELAL			
91	KAPTUMO			KAGWE				GITHONGO				ANKOLE	154	154	156	CYOHOKA			
92	KATHANGARIRI			KAKONDE				GITUGI				KUJURA	154	150	156	EBEREGE			
93	KAYONZA			KAMARYA				GLOBAL VILLAGE TEA				MWENGE	154	154	156	GACHARAGE			
94	KEBIRIGO			KAMBAA				HIMA				LUWALA	154	154	154	GACHEGE			
95	KEPCHOMO			KANGAITA				IRIAINI				MABALE	142	154	154	GATUNGURU			
96	KIAMARA			KANYENYA				ITUMBE				NYAMBYA	172	154	154	GIANCHORE			
97	KIBWARI			KAPKATET				KAGWE				RUSEKERE	146	140	152	GITHONGO			
98	KIGEZI HIGHLAND			KAPSET				KAKONDE				MAGURA	164	150	152	GITUGI			
99	KIGUMBA			KAPTUMO				KAMARYA				LIVINGSTONIA	149	151	151	IGARA			
100	KIKO			KATHANGARIRI				KAMBAA				DINDIRA	154	150	150	IKUMBI			
101	KIMUNYE			KEBIRIGO				KANGAITA				MUZIZI	154	149	149	IMENTI			
102	KINORO			KEPCHOMO				KAPKATET				CHIVANJEE	145	140	146	IRIAINI			
103	KIONYO			KIAMARA				KAPSET				MITYANA	150	146	146	ITUMBE			
104	KIPCHABO			KIBWARI				KAPTUMO				KIKO		145	145	KAGWE			
105	KIPSINENDE			KIGEZI HIGHLAND				KATHANGARIRI				MAHENYE	154	145	145	KAMBAA			
106	KIRU			KIKO				KEBIRIGO				TORO	148	140	142	KANGAITA			
107	KWAMKORO			KIMUNYE				KEPCHOMO				KIAMARA	140	140	140	KANYENYA			
108	KYAMUHUNGA			KINORO				KIAMARA				TILYA	146	140	140	KAPKATET			
109	LITEIN			KIONYO				KIBWARI				MONTE BRANCO		136	136	KAPSET			
110	LIVINGSTONIA			KIPCHABO</															

## CATALOGUE CLOSING FIGURES – 2017 Vs 2018

Sale No.	2015		2016		2017		2018		Diferencial 2018 Vs. 2017	
	Pkgs	Kilos	Pkgs	Kilos	Pkgs	Kilos	Pkgs	Kilos	Pkgs	Kilos
1	147,165	9,493,191.5	148,451	9,735,654.5	145,178	9,437,045.5	170,026	10,902,243.0	24,848	1,465,197.5
2	143,751	9,289,282.5	139,820	9,199,450.0	140,125	8,593,123.5	165,456	10,623,001.0	25,331	2,029,877.5
3	154,710	9,906,594.5	159,276	10,449,664.5	144,994	9,386,541.5	179,439	11,385,435.0	34,445	1,998,893.5
4	139,364	8,971,223.5	188,659	12,275,549.0	138,097	8,890,671.5	168,997	10,873,246.0	30,900	1,982,574.5
5	138,215	8,882,666.0	159,398	10,393,542.0	124,938	8,054,484.0	162,594	10,480,140.0	37,656	2,425,656.0
6	139,078	8,676,309.0	150,152	9,801,201.0	117,320	7,562,742.7	153,970	9,941,178.0	36,650	2,378,435.3
7	141,725	9,054,005.0	153,397	9,915,132.0	116,361	7,518,587.5	148,003	9,566,966.0	31,642	2,048,378.5
8	140,360	8,991,608.0	154,458	10,019,049.5	115,356	7,439,711.0	144,742	9,391,252.0	29,386	1,951,541.0
9	126,137	8,162,828.5	143,119	9,357,930.0	117,140	7,597,207.0	139,959	9,020,760.0	22,819	1,423,553.0
10	118,447	7,624,848.5	139,747	9,097,239.0	105,840	6,845,830.5	137,540	8,841,378.0	31,700	1,995,547.5
11	116,156	7,582,902.0	144,515	9,424,673.5	103,585	6,720,482.5	126,153	8,199,578.0	22,568	1,479,095.5
12	111,457	7,253,148.5	145,973	9,530,611.0	108,818	7,078,896.5	122,280	7,950,062.0	13,462	871,165.5
13	111,260	7,213,322.0	142,210	9,321,487.0	106,738	6,966,532.5	133,419	8,686,279.0	26,681	1,719,746.5
14	108,238	7,068,589.0	150,415	9,774,359.5	111,839	7,331,690.5			- 111,839	- 7,331,690.5
15	103,540	6,756,161.5	151,648	9,914,957.5	117,718	7,672,851.0			- 117,718	- 7,672,851.0
16	103,558	6,793,729.5	147,839	9,679,159.0	130,737	8,495,693.0			- 130,737	- 8,495,693.0
17	91,359	5,913,640.0	153,600	10,060,731.0	133,590	8,719,546.0			- 133,590	- 8,719,546.0
18	88,870	5,793,234.0	151,268	10,502,473.0	132,188	8,612,581.5			- 132,188	- 8,612,581.5
19	97,877	6,325,414.5	152,683	9,983,086.0	131,831	8,558,320.5			- 131,831	- 8,558,320.5
20	95,917	6,255,617.5	142,133	9,369,893.0	134,729	8,763,410.0			- 134,729	- 8,763,410.0
21	105,301	6,860,389.0	144,104	9,509,564.0	131,634	8,550,796.0			- 131,634	- 8,550,796.0
22	126,760	8,271,169.5	146,216	9,600,156.0	131,700	8,572,204.0			- 131,700	- 8,572,204.0
23	128,075	8,350,540.0	143,286	9,455,061.0	137,700	8,897,500.0			- 137,700	- 8,897,500.0
24	132,269	8,542,152.5	148,330	9,714,505.0	132,606	8,644,644.0			- 132,606	- 8,644,644.0
25	122,540	7,885,358.5	146,750	9,575,912.5	130,856	8,539,642.0			- 130,856	- 8,539,642.0
26	115,820	7,454,433.5	140,955	9,185,569.0	134,420	8,734,861.0			- 134,420	- 8,734,861.0
27	103,079	6,497,391.0	128,199	8,441,443.0	137,592	8,961,409.0			- 137,592	- 8,961,409.0
28	104,121	6,623,266.0	129,427	8,405,546.0	139,587	9,082,566.0			- 139,587	- 9,082,566.0
29	108,008	6,955,793.5	124,024	8,100,347.0	136,100	8,885,641.0			- 136,100	- 8,885,641.0
30	108,691	6,959,013.0	116,127	7,517,405.5	127,020	8,224,195.0			- 127,020	- 8,224,195.0
31	105,873	6,799,496.0	118,392	7,648,417.0	116,082	7,525,278.0			- 116,082	- 7,525,278.0
32	108,114	6,969,936.0	121,941	7,968,002.0	109,583	7,112,977.0			- 109,583	- 7,112,977.0
33	112,658	7,309,670.0	114,684	7,411,426.0	117,196	7,560,646.0			- 117,196	- 7,560,646.0
34	127,634	8,264,301.0	115,065	7,401,593.0	124,100	7,974,797.0			- 124,100	- 7,974,797.0
35	117,496	7,627,780.0	111,398	7,162,051.0	134,339	8,736,776.0			- 134,339	- 8,736,776.0
36	122,536	7,966,281.0	103,211	6,620,776.0	133,343	8,692,718.0			- 133,343	- 8,692,718.0
37	126,530	8,203,020.0	105,363	6,801,861.0	131,860	8,589,806.0			- 131,860	- 8,589,806.0
38	119,001	7,777,556.0	105,991	6,874,694.0	136,152	8,913,732.0			- 136,152	- 8,913,732.0
39	111,481	7,239,521.5	102,399	6,593,834.0	132,480	8,632,611.0			- 132,480	- 8,632,611.0
40	101,483	6,622,758.0	93,697	6,101,035.0	129,850	8,468,285.0			- 129,850	- 8,468,285.0
41	107,818	7,049,132.0	100,438	6,506,134.0	137,560	8,931,039.0			- 137,560	- 8,931,039.0
42	118,170	7,748,847.5	113,860	7,296,708.0	147,380	9,566,121.5			- 147,380	- 9,566,121.5
43	120,677	7,928,530.5	113,933	7,409,459.5	143,755	9,362,940.0			- 143,755	- 9,362,940.0
44	125,671	8,229,490.0	113,258	7,400,472.0	150,080	9,803,157.5			- 150,080	- 9,803,157.5
45	135,680	8,917,671.0	115,579	7,575,449.0	138,321	9,075,225.0			- 138,321	- 9,075,225.0
46	147,214	9,690,340.5	118,525	7,716,618.5	151,239	9,885,740.0			- 151,239	- 9,885,740.0
47	154,592	10,029,678.0	126,695	8,229,984.0	162,135	10,607,228.0			- 162,135	- 10,607,228.0
48	148,029	9,688,808.0	133,650	8,694,053.5	167,935	10,903,011.0			- 167,935	- 10,903,011.0
49	150,710	9,887,393.0	132,838	8,544,808.0	172,760	11,213,580.0			- 172,760	- 11,213,580.0
50	146,819	9,649,589.0	136,984	8,747,685.0	178,260	11,522,884.0			- 178,260	- 11,522,884.0
51	151,404	9,922,846.0	141,000	9,192,163.0						
<b>Total</b>	<b>6,231,438</b>	<b>403,930,467.0</b>	<b>6,825,080</b>	<b>445,208,574.5</b>	<b>6,630,747</b>	<b>430,417,958.7</b>	<b>1,952,578</b>	<b>125,861,518.0</b>	<b>-4,678,169</b>	<b>-304,556,440.7</b>



(Please note figures inclusive of reprints)

## WEATHER REPORT

### **KENYA**

For the week ending 11<sup>th</sup>, March, 2018, both East and West of Rift tea growing areas experienced sunny intervals accompanied by good showers mainly in the afternoon. Green leaf quantities have improved to 40 to 60 tons on average per day and significant increase are expected in the coming days.

### **UGANDA**

Rainfall received in Western Uganda decreased to 35mm average rainfall during this week. Fort Portal area received 33.5mm of rainfall and experienced 23.4<sup>0</sup>C maximum and 11.4<sup>0</sup>C minimum temperatures. Hoima received 29mm of rainfall and experienced 27<sup>0</sup>C maximum and 23<sup>0</sup>C minimum temperatures. Kibale received 4mm of rainfall while Bushenyi received 40mm of rainfall and experienced 15<sup>0</sup>C minimum and 27<sup>0</sup>C maximum temperatures. Crop levels are still low.

**COMBROK LIMITED**

.....