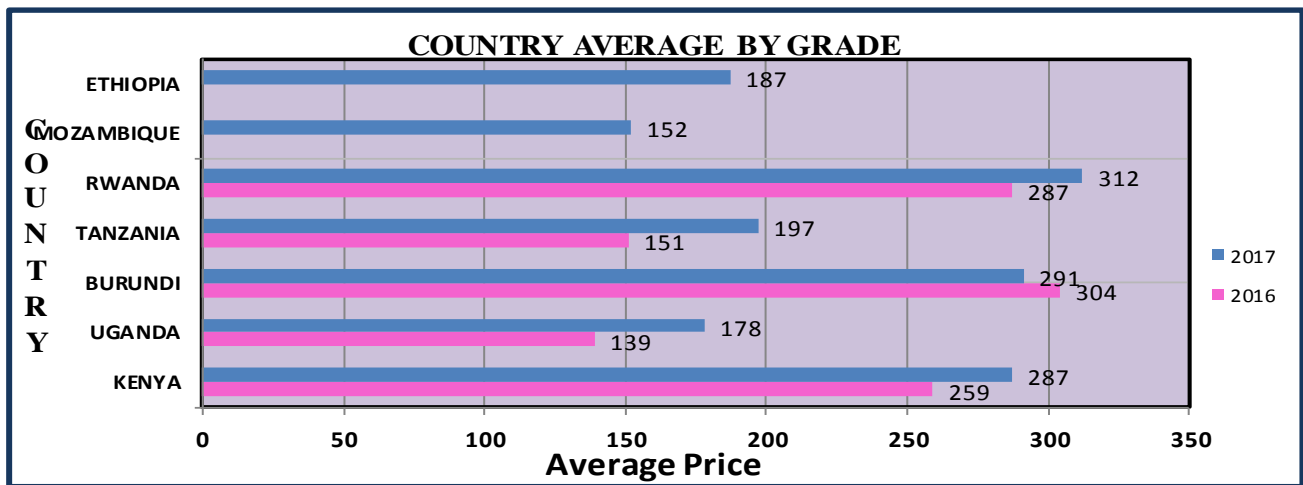


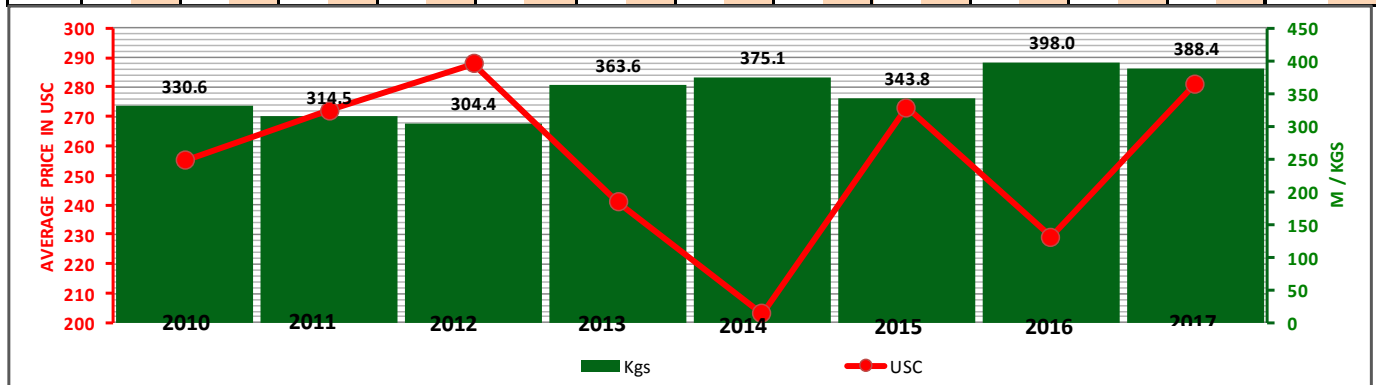
Mombasa Auction: Country Average Prices in US Cents Sale 50 (2016 vs. 2017)

COUNTRY	AV 2016	AV 2017	BP1	PF1	PD	D1	BP	PF	D	FNGS	BMF
KENYA	259	287	266	292	307	323	197	188	177	179	141
UGANDA	139	178	172	177	204	194	165	164	172	154	139
BURUNDI	304	291	283	290	311	298			200	253	
TANZANIA	151	197	174	205	243	248	160	138	151	153	132
RWANDA	287	312	287	317	329	342	279	264	273	253	
MOZAMBIQUE		152	161					158	143	152	
ETHIOPIA		187		181	224			167	169		
ALL AUCTION AVERAGE	245	271	253	283	294	300	205	177	178	172	140



Mombasa Auction - Auction Quantities & Average Prices 2010 - 2017

	Jan		Feb		Mar		Apr		May		Jun		Jul		Aug		Sep		Oct		Nov		Dec		Total	
	Kgs	USC	Kgs	USC	Kgs	USC	Kgs	USC	Kgs	USC	Kgs	USC	Kgs	USC	Kgs	USC	Kgs	USC	Kgs	USC	Kgs	USC	Kgs	USC	Kgs	USC
2017	40.9	284	25.4	285	25.2	274	28.7	272	38.7	275	31.0	289	31.2	283	27.1	275	32.3	286	40.9	291	35.5	283	31.3	266	388.4	281
2016	37.0	256	36.6	237	40.7	223	35.3	204	44.4	212	34.2	227	29.2	231	21.7	218	23.8	222	24.6	223	36.3	250	23.6	252	398.0	229
2015	33.5	214	31.0	227	30.2	254	22.4	257	21.2	285	35.4	300	21.9	310	22.4	294	32.1	284	25.3	302	32.4	289	35.4	285	343.8	273
2014	25.1	256	30.6	224	36.6	208	21.8	207	35.7	196	44.9	191	28.1	205	24.6	203	33.2	190	28.1	192	33.6	191	32.8	189	375.1	203
2013	35.7	305	29.9	292	28.5	264	32.0	237	31.5	239	34.7	231	34.6	229	25.5	228	24.0	213	28.4	202	32.5	210	26.5	234	363.6	241
2012	36.1	264	27.2	265	23.9	274	22.8	279	17.8	281	24.1	289	26.8	299	22.6	309	21.9	304	31.8	297	27.9	304	21.4	307	304.4	288
2011	24.8	294	24.6	277	31.4	274	17.1	266	32.9	262	30.4	271	25.4	282	26.2	282	20.8	267	23.4	265	33.8	266	23.8	261	314.5	272
2010	27.9	284	29.1	295	33.5	280	24.6	261	41.6	235	33.7	222	27.2	216	25.1	250	17.9	249	18.3	250	30.5	254	21.0	270	330.6	255



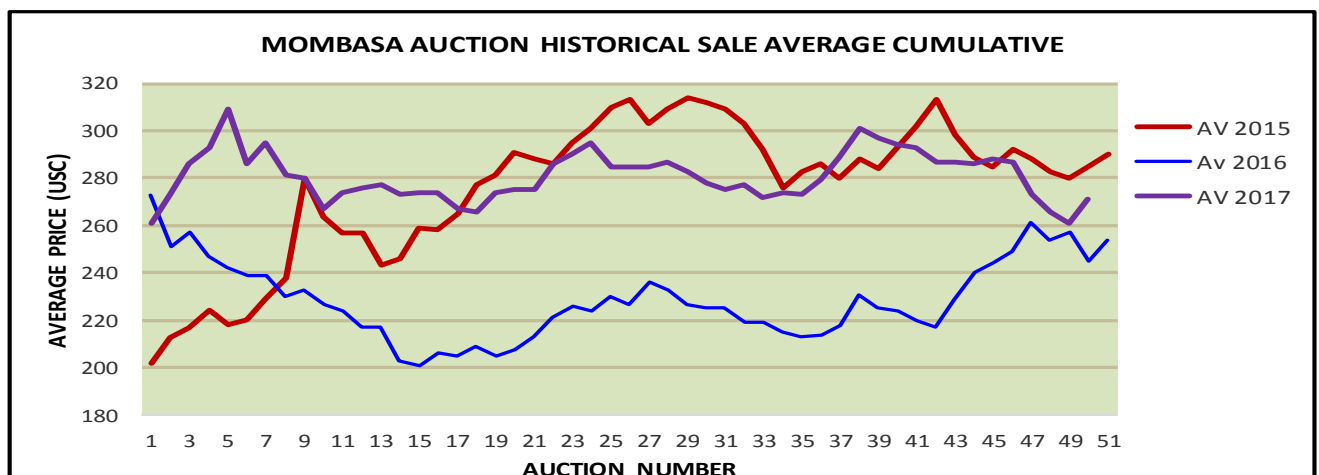
December includes sold kilos and average price for sale 48, 49 and 50.

Kilos Sold By Country - Sale no. 50 & Cumulative to date (2016 vs 2017)

	Current Sale 50/2017		Same Sale Last Year 50/2016		Year To Date Sale 01-50/2017		Last Year To Date Sale 01-50/2016	Variance 2017 vs 2016
	Pkgs	Kilos	Pkgs	Kilos	Pkgs	Kilos	Kilos	Kilos
KENYA	128,840	8,561,028.00	94,380	6,326,313.00	4,541,528	303,737,029.30	313,902,542.50	(10,165,513)
UGANDA	24,459	1,380,229.00	18,559	1,038,604.00	870,317	49,476,339.00	45,731,862.00	3,744,477
BURUNDI	2,900	186,399.00	1,300	84,672.00	124,857	7,981,966.00	8,564,235.00	(582,269)
TANZANIA	4,920	278,418.00	480	28,344.00	133,820	7,289,541.00	3,489,345.00	3,800,196
RWANDA	6,960	479,320.00	5,760	388,347.00	262,768	17,773,449.50	16,231,106.50	1,542,343
MALAWI					400	24,120.00	19,780.00	4,340
MADAGASCAR					1,100	59,844.00	59,840.00	4
MOZAMBIQUE	1,340	79,509.00			14,259	731,049.00	1,207,566.00	(476,517)
DR CONGO					7,530	439,688.00	317,462.00	122,226
ETHIOPIA	680	33,742.00			19,331	848,085.00		848,085
TOTALS:	170,099	10,998,645.00	120,479.0	7,866,280.00	5,975,910	388,361,110.80	389,523,739.00	(2,010,713)

Mombasa Auction - Historical Averages Comparative 2015 - 2017

SALE NO.	AV 2015	Av 2016	AV 2017	2017 BP1	2017 PF1	2017 PD	2017 D1	2017 BP2	2017 PF2	2017 D2	2017 FNCS	2017 BMF
1	202	273	261	285	289	255	261	171	155	136	140	77
2	213	251	273	294	304	273	269	171	162	142	142	76
3	217	257	286	296	331	290	274	177	169	151	150	84
4	224	247	293	307	340	291	298	190	176	167	160	96
5	218	242	309	297	362	302	306	187	178	182	161	94
6	220	239	286	286	335	291	289	199	181	183	162	103
7	229	239	295	292	341	295	295	191	178	193	158	96
8	238	230	281	286	321	289	291	191	169	161	157	98
9	280	233	280	294	308	284	288	189	167	176	144	89
10	264	227	267	274	301	274	273	192	170	156	151	90
11	257	224	274	267	308	280	278	190	175	170	154	94
12	257	217	276	268	321	271	285	190	177	174	156	92
13	243	217	277	267	310	276	290	217	182	177	159	92
14	246	203	273	267	301	271	284	198	174	166	157	92
15	259	201	274	269	306	270	290	200	179	165	147	90
16	258	206	274	277	310	267	268	197	172	160	143	90
17	265	205	267	266	298	264	285	211	170	159	147	94
18	277	209	266	274	296	259	279	197	173	163	148	92
19	281	205	274	288	305	266	286	204	169	163	148	87
20	291	208	275	291	307	277	274	187	162	166	146	85
21	288	213	275	304	307	273	294	187	161	170	148	83
22	286	221	286	395	317	281	302	207	157	165	149	85
23	295	226	290	297	329	288	308	213	165	170	147	84
24	301	224	295	304	327	301	309	206	166	179	159	85
25	310	230	285	301	314	295	306	200	177	169	150	88
26	313	227	285	291	314	288	310	198	175	172	155	91
27	303	236	285	301	316	277	291	208	181	186	153	92
28	309	233	287	274	320	287	304	195	180	184	157	94
29	314	227	283	286	317	281	300	212	182	181	154	94
30	312	225	278	288	309	280	296	213	186	180	159	96
31	309	225	275	282	303	282	290	198	180	179	159	97
32	303	219	277	273	296	294	311	199	175	191	160	98
33	292	219	272	282	293	286	295	203	180	185	161	103
34	276	215	274	277	293	290	294	204	178	181	165	112
35	283	213	273	272	290	285	304	195	185	189	170	119
36	286	214	279	265	294	299	307	208	191	190	174	124
37	280	218	289	276	304	305	322	209	206	202	185	124
38	288	231	301	278	316	322	329	197	212	209	201	124
39	284	225	297	281	310	319	319	216	196	209	193	124
40	293	224	294	281	299	327	321	208	198	214	185	126
41	302	220	293	281	303	320	332	204	188	207	176	128
42	313	217	287	285	299	310	318	204	180	185	170	126
43	298	229	287	281	298	310	321	202	193	202	175	131
44	289	240	286	279	298	308	318	216	195	195	172	131
45	285	244	288	273	300	311	315	204	189	198	171	133
46	292	249	287	271	294	315	325	218	194	191	174	135
47	288	261	273	258	274	305	312	203	187	197	175	129
48	283	254	266	253	266	299	312	203	182	192	172	135
49	280	257	261	250	267	282	300	201	174	185	176	141
50	285	245	271	253	283	294	300	205	177	178	172	140
51	290	254										
Average	273	229	281	280	305	290	300	199	178	178	161	105



**Actual Packages on offer for coming sale 01 of 02nd & 03rd January, 2018
(By Grade / by Country)**

COUNTRY	BP1	PF1	PD	DUST1	BP/2	PF/2	DUST/2	FNGS/1/2	BMF/1/2	TOTAL
KENYA	15,775	62,382	25,438	7,840	1,340	1,980	3,060	5,900	2,680	126,395
UGANDA	2,592	5,076	7,052	3,492	780	1,840	1,040	2,820	3,700	28,392
RWANDA	1,840	2,579	1,440	460	340	120	320	120	0	7,219
TANZANIA	480	1,360	760	280	320	320	120	560	800	5,000
BURUNDI	640	1,320	280	120	0	0	0	160	0	2,520
MOZAMBIQUE	40	0	0	40	0	0	260	280	0	620
Total	21,367.00	72,717.00	34,970.00	12,232.00	2,780.00	4,260.00	4,800.00	9,840.00	7,180.00	170,146.00

**Upcoming Auction Offerings by Country
Sale no. 01 and 02/ 2018**

COUNTRY	Sale 01/ 2018 (Actual packages)		Sale 02/ 2018		VARIANCE
	Pkgs	Kgs	Pkgs	Kgs	Kgs
KENYA	126,395.00	8,274,738.00	121,117.00	7,974,353.00	(300,385.00)
UGANDA	28,392.00	1,659,251.00	27,279.00	1,571,650.00	(87,601.00)
RWANDA	7,219.00	491,950.00	8,260.00	554,436.00	62,486.00
BURUNDI	2,520.00	159,764.00	2,620.00	166,743.00	6,979.00
TANZANIA	5,000.00	278,004.00	4,860.00	281,057.00	3,053.00
D R CONGO			400.00	24,608.00	
MOZAMBIQUE	620.00	38,536.00	160.00	9,984.00	(28,552.00)
ETHIOPIA			760	40,170.00	40,170.00
TOTALS:	170,146.00	10,902,243.00	165,456	10,623,001.00	(303,850.00)

MAIN GRADE COMPARATIVE RANKINGS – SALE 50 2017

Mark	BP1				Mark	PF1				Mark	PD				Mark	DUST1			
	Pre	Lo	High	De		Prev	Low	Hig	Dev		Pre	Low	Hig	De		Prev	Lo	Hig	Dev
1 NYABIHU	450	430	430	-20	MUNUNGA	374	382	386	12	NYABIHU	389	375	380	-9	KITABI	415	420	420	5
2 KITABI		400	400		GATHUTHI	378	380	382	4	KIMUNYE	356	364	376	20	GATHUTHI	407	415	415	8
3 RUBAYA	420	400	400	-20	KIMUNYE	362	369	372	10	KITABI	381	373	375	-6	IMENTI	404	400	406	2
4 IMENTI	387	382	398	11	NYABIHU	370	360	372	2	IKUMBI	348	366	372	24	KIMUNYE	406	405	405	-1
5 KIMUNYE	342	342	376	34	RUKURIRI	359	366	372	13	MUNUNGA	347	368	372	25	RUBAYA	397	395	395	-2
6 WERU	303	310	370	67	IMENTI	351	364	370	19	RUKURIRI	355	367	371	16	KATHANGARIRI	392	380	390	-2
7 MUNGANIA	372	362	362	-10	KATHANGARIRI	358	367	370	12	KATHANGARIRI	356	358	370	14	RUKURIRI	384	380	385	1
8 GITUGI	344	348	360	16	KITABI	366	353	369	3	KIEGOI	341	364	370	29	KANGAITA	392	379	382	-10
9 KATHANGARIRI	346	352	360	14	KANGAITA	348	357	364	16	MAKOMBOKI	348	350	370	22	IKUMBI	364	360	376	12
10 GACHARAGE	340	336	356	16	MUNGANIA	341	340	356	15	GATHUTHI	355	368	368	13	MUSHUBI	363	372	374	11
11 THUMAITA	348	348	354	6	GITUGI	334	348	352	18	KANYENYA	341	343	368	27	KAGWE	364	358	372	8
12 KIEGOI	330	339	352	22	NJUNU	334	349	352	18	RUBAYA	350	340	367	17	NGERE	365	362	372	7
13 NJUNU	354	332	352	-2	THETA	314	338	350	36	KAGWE	345	356	367	22	MUNUNGA	367	367	371	4
14 RUKURIRI	330	340	344	14	RUBAYA	336	345	348	12	MATAARA	342	348	367	25	MUNGANIA	380	370	370	-10
15 NDIMA	348	298	342	-6	IKUMBI	326	342	348	22	THETA	352	361	367	15	KARONGI	362	368	368	6
16 GITHONGO	328	315	340	12	MATAARA	313	328	348	35	CHINGA	340	362	366	26	MAKOMBOKI	366	367	368	2
17 KINORO	305	312	340	35	NDIMA	334	346	348	14	NGERE	350	346	366	16	THETA	360	366	368	8
18 NGERE	334	290	340	6	GACHARAGE	324	338	347	23	IMENTI	356	365	365	9	NJUNU	366	365	366	0
19 THETA	340	310	336	-4	CHINGA	326	344	346	20	KIONYO	340	345	365	25	CHINGA	358	362	364	6
20 GISOVU		332	332		GITHONGO	324	340	346	22	GACHARAGE	354	354	364	10	RAGATI	360	364	364	4
21 GISAKURA		330	330		KINORO	322	342	346	24	GITHONGO	344	355	364	20	GACHARAGE	374	364	364	-10
22 MATA	335	330	330	-5	KIEGOI	322	340	344	22	IRIAINI	351	364	364	13	MATAARA	360	345	364	4
23 MUNUNGA	320	320	330	10	GITHAMBO	314	335	343	29	KANGAITA	349	360	364	15	NDUTI	358	355	364	6
24 KIONYO	300	290	328	28	NGERE	326	339	343	17	KINORO	344	362	364	20	KAMBAA	366	362	363	-3
25 KANGAITA	330	324	326	-4	KAGWE	318	338	342	24	MUNGANIA	348	344	364	16	IRIAINI	356	362	362	6
26 GATHUTHI	320	325	325	5	KIONYO	318	340	342	24	NDUTI	346	345	364	18	KIEGOI	350	345	362	12
27 RAGATI	307	285	320	13	MAKOMBOKI	324	334	342	18	NJUNU	352	361	364	12	GITUGI	364	360	360	-4
28 KAGWE	305	301	320	15	NDARUGU	310	318	342	32	GITUGI	344	360	362	18	KANYENYA	350	340	360	10
29 CHINGA	312	295	318	6	IRIAINI	314	336	340	26	WERU	342	352	362	20	KIRU	360	360	360	0
30 OLENG	300	310	317	17	KANYENYA	300	320	340	40	KIRU	354	358	360	6	NDIMA	373	360	360	-13
31 KARONGI		315	315		NDUTI	324	329	340	16	THUMAITA	350	350	360	10	KINORO	355	354	358	3
32 SANGANYI	251	264	312	61	KAMBAA	314	336	338	24	IGEMBE	337	345	358	21	NDARUGU	345	355	358	13
33 NSHILI KIVU	320	305	311	-9	THUMAITA	316	334	338	22	MICHI	330	339	356	26	GITHONGO	354	344	356	2
34 MOMUL	277	300	310	33	RAGATI	318	330	336	18	NDARUGU	346	342	355	9	THUMAITA	356	350	356	0
35 IGEMBE	300	310	310	10	GACHEGE	302	308	335	33	GITHAMBO	348	350	354	6	GATUNGURU	350	344	355	5
36 IKUMBI	307	300	310	3	KIRU	313	330	334	21	NDIMA	342	342	354	12	MATA	340	354	354	14
37 IRIAINI	305	302	310	5	WERU	315	330	332	17	GACHEGE	340	334	346	6	GISAKURA	344	348	349	5
38 MAKOMBOKI	310	290	310	0	IGEMBE	312	320	330	18	KAMBAA	335	344	344	9	GITHAMBO	340	340	342	2
39 NDUTI	328	310	310	-18	GATUNGURU	316	324	328	12	OLENG	317	335	342	25	KIONYO	345	340	341	-4
40 MATAARA	328	291	308	-20	MATA	310	322	326	16	RAGATI	338	337	342	4	WERU	340	340	340	0
41 KAMBAA	316	302	307	-9	MICHI	302	316	322	20	MUDETE	300	302	340	40	IGEMBE		338	338	
42 KIRU	309	297	306	-3	NSHILI KIVU	308	314	320	12	SANGANYI	308	326	339	31	MOMUL	320	336	336	16
43 RUTSIRO	320	302	302	-18	KARONGI	304	315	319	15	GATUNGURU	340	330	338	-2	MABAYI	323	331	331	8
44 MICHI		285	301		GISAKURA	294	312	314	20	MOMUL	310	321	334	24	MICHI		330	330	
45 KANYENYA	307	275	300	-7	OLENG	292	308	314	22	MOKAMA	284	312	334	50	GACHEGE	340	319	330	-10
46 NYANKOBA	253	268	299	46	MOMUL	298	306	312	14	GISAKURA	320	331	333	13	SANGANYI	320	320	330	10
47 GITHAMBO	310	295	298	-12	SANGANYI	290	308	310	20	NYANKOBA	314	324	332	18	NYANKOBA	322	324	325	3
48 MUSHUBI		290	296		GIANCHORE	271	295	308	37	CHELAL	282	296	328	46	KIP KOIMET		312	312	
49 NDARUGU	300	282	296	-4	MUSHUBI	300	305	305	5	EBEREGE	286	296	328	42	OLENG	320	310	310	-10
50 TEZA	295	294	294	-1	RWEGURA	293	290	305	12	GIANCHORE	284	320	328	44	SHAGASHA	297	244	305	8
51 GACHEGE	280	275	292	12	NYANKOBA	286	299	304	18	NYAMACHE	283	314	328	45	CHEMOMI	296	302	304	8
52 GATUNGURU	300	290	292	-8	TEZA	296	290	296	0	MATA	324	327	327	3	DL TEAS	292	296	304	12
53 KAMARYA	252	280	286	34	TORA	293	289	296	3	GISOVU	342	320	325	-17	SOKOT	286	304	304	18
54 RWEGURA		280	284		IJENDA	281	280	294	13	KARONGI		325	325		KAPKATET	284	296	302	18
55 IJENDA	279	280	280	1	MABAYI	291	290	292	1	NSHILI KIVU	320	325	325	5	MARAMBA	292	296	300	8
56 MABAYI	285	280	280	-5	SIONGO	268	280	290	22	TOROR	282	308	324	42	NGORONGO	288	298	300	12
57 TORA	309	280	280	-29	TIRGAGA	264	284	288	24	TEZA	328	314	322	-6	SITOI	290	299	299	9
58 MUDETE	243	252	276	33	SHAGASHA	276	270	286	10	MUSHUBI	310	321	321	11	KARIRANA	294	298	298	4
59 GIANCHORE	246	252	272	26	CHELAL	250	270	285	35	BOITO	288	306	320	32	REYNA	292	298	298	6
60 RUKERI		272	272		MUDETE	259	267	285	26	CHEMOMI	288	300	320	32	SIRET	290	298	298	8

61	TIRGAGA	240	258	270	30	MOKAMA	256	272	284	28	MWAMU	286	302	320	34	CHEBANGO	298	298		
62	MOKAMA	246	262	268	22	OGEMBO	260	274	284	24	TIRGAGA	286	308	318	32	SIONGO	298	298		
63	EBEREGE	242	248	264	22	RUKERI	282	284	284	2	KAPSET	284	296	318	34	MOGOGO	265	296	296	31
64	MWAMU	244	256	262	18	BOITO	257	266	282	25	ROROK	284	310	318	34	SETYON	284	280	296	12
65	SOKOT	250	245	261	11	EBEREGE	248	270	282	34	KAPKO	278	306	316	38	KEPCHOMO	288	294	296	8
66	BOITO	248	256	260	12	TEGAT	251	260	281	30	ITUMBE	283	304	316	33	KIBWARI	290	290	296	6
67	CHELAL	242	244	260	18	TOROR	249	277	281	32	OGEMBO	283	296	316	33	OGEMBO	264	296	296	32
68	KAPSET	236	240	260	24	KAPKO	255	276	280	25	MOGOGO	289	296	314	25	MOKAMA	264	280	294	30
69	KIBWARI	248	250	260	12	ROROK	247	277	279	32	MABAYI	312	312		TAITO	288	294	294	6	
70	LITEIN	242	240	259	17	MOGOGO	257	268	278	21	TEGAT	276	275	312	36	ITUMBE	290	290		
71	KAPKO	236	240	258	22	KAPSET	246	270	278	32	SHAGASHA	300	300	310	10	KIPTAGICH	278	280	288	10
72	KEPCHOMO	247	250	258	11	LITEIN	252	268	278	26	KIP KOIMET	310	310		MBOGO TEA	280	287	287	7	
73	NYAMACHE	236	250	258	22	MWAMU	264	272	278	14	SIONGO	302	302	310	8	ARROKET	280	284	286	6
74	KAPKATET	242	246	256	14	CHEBUT	254	260	277	23	LITEIN	283	302	308	25	METTARORA	278	284	286	8
75	MOGOGO	240	246	254	14	KAPTUMO	258	272	276	18	RWEGURA	302	305	307	5	TINET	283	284	284	1
76	ROROK	236	240	254	18	TOMBE	256	266	276	20	KAMARYA	290	306	306	16	CHIMCHIM	274	278	282	8
77	TOROR	240	240	254	14	KAPSARA	251	262	275	24	CHEBUT	274	296	304	30	KAPKO	266	270	282	16
78	SHAGASHA	245	232	252	7	NYAMACHE	257	266	275	18	KAPKATET	288	290	304	16	TEGAT	260	269	282	22
79	SIRET	247	240	250	3	MOTIGO	258	268	274	16	KOBEL	275	294	302	27	PFUNDA	280	272	281	1
80	MOTIGO	246	244	250	4	KOBEL	249	265	270	21	MARAMBA	288	290	302	14	ELGON TEA	282	276	278	-4
81	OGEMBO	242	245	250	8	ITUMBE	258	270	270	12	TOMBE	282	290	302	20	LELAGOIN	274	278	278	4
82	TAITO	238	220	250	12	KAMARYA	262	264	270	8	KARIRANA	294	290	300	6	CHEBUT	262	268	278	16
83	SIONGO	250	245	249	-1	KAPKATET	259	268	270	11	SIRET	294	296	300	6	KAPSET	266	278	278	12
84	ITUMBE	240	244	248	8	KEBIRIGO	259	269	270	11	DL TEAS	282	294	300	18	TOROR	262	276	278	16
85	KEBIRIGO	240	240	248	8	MULINDI	254	259	266	12	IJENDA	304	300	300	-4	SAPTET	267	268	277	10
86	TOMBE	233	230	248	15	CHEMOMI	258	260	266	8	KAPTUMO	281	298	300	19	TAGABI	254	270	276	22
87	SITOI	245	237	247	2	KIP KOIMET	265	265			KEBEN	276	300	300	24	BOITO	270	276	276	6
88	KAPSARA	240	246	246	6	DL TEAS	243	250	262	19	SOKOT	295	296	300	5	LITEIN	275	270	276	1
89	CHEMOMI	245	242	244	-1	KIBWARI	252	260	260	8	EMROK	284	294	298	14	ROROK	276	276		
90	MANARET	242	240	242	0	KARIRANA	240	230	259	19	NGORONGO	286	290	298	12	MWAMU	265	275	275	10
91	KOBEL	240	240	240	0	SIRET	246	249	257	11	REYNA	298	296	298	0	MUDETE	266	274	274	8
92	REYNA	250	240	240	-10	CHEBANGO	240	250	254	14	KEPCHOMO	290	294	298	8	CUPATEA	273	273		
93	CHEBUT	238	230	240	2	TAITO	238	236	254	16	CHEBANGO	280	294	296	16	NYAMACHE	265	273	273	8
94	TEGAT	234	230	240	6	PFUNDA	242	250	252	10	KEBIRIGO	284	294	296	12	KEBIRIGO	270	270		
95	PFUNDA	235	235			SOKOT	240	250	252	12	SETYON	284	274	294	10	CHEBOSWA	270	269	269	-1
96	KAPTUMO	240	235	235	-5	KEPCHOMO	240	249	251	11	SITOI	290	290	294	4	SAKAWA	269	269		
97	MULINDI	232	220	232	0	MANARET	236	240	250	14	TAITO	286	294	294	8	TILYA	264	268	268	4
98	MARAMBA	220	230	230	10	KEBEN	232	250	250	18	MOTIGO	286	286	292	6	KIPSINENDE	252	264	266	14
99	CHEBANGO	210	202	226	16	KIPCHABO	234	240	249	15	MULINDI	274	274	290	16	CHELAL	265	265		
100	KARIRANA	222	215	215	-7	MARAMBA	244	238	248	4	KAPSARA	270	290	290	20	KABIANGA	264	265	265	1
101	MASINGI	204	212			NGORONGO	232	224	248	16	CYOHOKA	277	289	289	12	GISOZI	264	264		
102	DL TEAS	217	205	210	-7	EMROK	225	241	241	16	ARROKET	280	280	288	8	KOBEL	262	262		
103	SIOMO	190	190	208	18	REYNA	234	235	241	7	KIPTAGICH	274	282	288	14	KIBENA	261	261		
104	EMROK	206	202	202	-4	KAYONZA	224	238	240	16	MANARET	282	288	288	6	KOIWA	262	250	260	-2
105	TINET	186	202			BONDET	222	236	238	16	KIBWARI	286	288	288	2	IGARA	256	258		
106	KIBWELE	175	200			TOIYOI	228	226	236	8	MBOGO TEA	280	285	287	7	KIBWELE	231	257		
107	KAYONZA	204	193	200	-4	SETYON	227	225	235	8	BONDET	282	282	286	4	ITONA	256	256		
108	KEBEN	220	200	200	-20	SITOI	234	224	232	-2	METTARORA	278	280	286	8	BUHWEJU	220	250	254	34
109	KIPCHABO	175	185	198	23	SIOMO	212	214	230	18	TINET	278	280	286	8	KIPCHABO	258	252	252	-6
110	BONDET	194	188	196	2	KIPTENDEN	227	229			TOIYOI	277	286	286	9	SWAZI	220	242	242	22
111	NGORONGO	191	170	194	3	MBOGO TEA	208	226	226	18	MASINGI	282	282	284	2	LIVINGSTONIA	240	240		
112	KOIWA	172	170	192	20	IGARA	206	224	226	20	SIOMO	274	274	284	10	MUGOMA	257	237	237	-20
113	TILYA	194	180	190	-4	MASINGI	218	226	226	8	LELAGOIN	276	278	283	7	KILIMA	230	230		
114	KIPTAGICH	188	186	188	0	LUGODA	219	224			ELGON TEA	282	280	282	0	KYAMUHUNGA	230	230		
115	MBOGO TEA	175	186	186	11	METTARORA	210	224	224	14	SAPTET	267	260	282	15	KAKONDE	200	216	216	16
116	CHEBOSWA	169	174	183	14	ELGON TEA	200	222	222	22	CHIMCHIM	272	274	280	8	MUZIZI	210	214	214	4
117	ELGON TEA	180	182			ARROKET	213	212	220	7	KIPTENDEN	275	275		GLOBAL VILLAGE	206	210	210	4	
118	IGARA	176	172	180	4	LELAGOIN	196	180	220	24	KELUNET	270	274	274	4	NYARINDA	190	210	210	20
119	KABIANGA	180	180			KELUNET	204	180	218	14	CUPATEA	257	269	271	14	TORO	190	188	210	20
120	CHIMCHIM	170	170	176	6	KAPSONGOI	196	217	217	21	NYAMBYA	268	268		BUZIRASAGAMA	205	209	209	4	

121	ANKOLE	170	172	174	4	KIBWELE	215	216		KABIANGA	254	264	266	12	KAHUNA	190	208	208	18	
122	BWIINDI	168	170	174	6	KILIMA	210	216		KIPSINENDE	252	256	266	14	KIKO	202	202			
123	NYAMBYA	164	174	174	10	CHIMCHIM	198	202	214	16	TILYA	256	260	266	10	ANKOLE	192	194	197	5
124	SWAZI	164	172	174	10	ITONA	196	208	214	18	KAISUGU	255	248	265	10	MUNOBWA	188	196		
125	BUHWEJU	170	172	172	2	TILYA	206	200	214	8	KOIWA	260	265	265	5	KIAMARA	160	194		
126	KIPKEBE	172	172			KABIANGA	202	213	213	11	MATUTA	252	256	262	10	MABALE	190	180	180	-10
127	GLOBAL VILLAG	166	170	172	6	SAPTET	214	202	212	-2	KIBENA	264	255	261	-3	MITYANA	167	175		
128	ITONA	170	170	172	2	CHEMAMUL	198	204	208	10	RWAKA	260	261		RUSEKERE	170	170			
129	KYAMUHUNGA	168	170	172	4	NYAMBYA	182	188	208	26	SISIBA	257	255	261	4	KIJURA	170	170		
130	MWENGE	170	170	172	2	TILUET	194	190	208	14	KAYONZA	246	250	260	14	KIGUMBA	170	165	169	-1
131	TORO	163	172	172	9	BUHWEJU	190	204	206	16	SAKAWA	255	259	259	4	MWENGE	180	164	168	-12
132	BUGAMBE	166	170	170	4	KIBENA	200	204	206	6	IGARA	240	244	256	16	BONDET				
133	JAMJI	168	170			MUGOMA	198	202	206	8	ITONA	256	256	256	0	BUGAMBE				
134	MUGOMA	162	170	170	8	SISIBA	194	206	206	12	KAPSONGOI	260	256	256	-4	CHA MURRECE				
135	TAGABI	166	170	170	4	KIPTAGICH	216	205	205	-11	TILUET	252	250	256	4	CHA ST.ANTONIO				
136	KAKONDE	167	170	170	3	MATUTA	204	204	204	0	KIPCHABO	252	252	252	0	DINDIRA				
137	KIGEZI HIGHLAN	174	170	170	-4	MUFINDI	188	200	204	16	BUHWEJU	220	248	250	30	EMROK				
138	LIVINGSTONIA	170	170			KAISUGU	194	202	202	8	CHEMAMUL	254	250	250	-4	GISOVU				
139	LUWALA	165	168	170	5	KIPSINENDE	205	200	202	-3	SWAZI	220	240	250	30	GUMARO				
140	MUNOBWA	166	168	170	4	CUPATEA	192	191	197	5	KIBWELE	230	247		HERKULU					
141	KELUNET	167	168	168	1	KIPKEBE	190	196	196	6	LIVINGSTONIA	240	244		JAMJI					
142	KASAKU	164	168	168	4	NYARINDA	178	172	186	8	KILIMA	239	239		KAISUGU					
143	KIJURA	169	166	168	-1	SAKAWA	190	175	184	-6	MUGOMA	247	235	237	-10	KARAMBI				
144	KIKO	172	166	168	-4	MOGENI	174	178	182	8	BUGAMBE	245	230	234	-11	KASUNGA				
145	MUZIZI	168	168			GUMARO	181	181			BWIINDI	222	218	232	10	KELUNET				
146	MWERA	165	168	168	3	KARAMBI	165	170	180	15	KIGEZI HIGHLAN	220	230	230	10	KERICHO				
147	MITYANA	168	167	167	-1	MAGURA	186	175	179	-7	KYAMUHUNGA	220	230	230	10	KIPKEBE				
148	SALAMA	168	167	167	-1	BWIINDI	174	172	178	4	GUMARO	235	222	225	-10	KIPTENDEN				
149	RUSEKERE	167	166	166	-1	KYAMUHUNGA	171	170	178	7	BUZIRASAGAMA	210	190	214	4	KORUMA				
150	BUZIRASAGAMA	170	166	166	-4	SWAZI	182	176	178	-4	GLOBAL VILLAG	200	206	214	14	LUGODA				
151	CHA ST.ANTONIO	162	164			GLOBAL VILLAGE	172	170	174	2	NYARINDA	200	200	210	10	MABROUKIE				
152	KIGUMBA	160	163	163	3	KIGEZI HIGHLAN	162	168	174	12	KAKONDE	202	204	208	6	MANARET				
153	HERKULU	160	160			BUGAMBE	184	172	172	-12	LUWALA	190	200	208	18	MARVERA				
154	CHA MURRECE	150	150			KAHUNA	174	172	172	-2	KAHUNA	190	192	206	16	MULINDI				
155	MARVERA	150	150			MUZIZI	170	164	172	2	MUZIZI	213	200	206	-7	NSHILI KIVU				
156	ARROKET					MWENGE	167	170	172	5	MOGENI	190	178	202	12	RUTSIRO				
157	CUPATEA					TORO	165	168	172	7	MABALE	190	170	196	6	RWAKA				
158	DINDIRA					ANKOLE	170	170	170	0	ANKOLE	195	190	190	-5	TIRGAGA				
159	GUMARO					KAKONDE	166	168	170	4	TORO	190	172	187	-3	WUSH WUSH				
160	KAISUGU					KASAKU	160	170	170	10	KASAKU	190	182	186	-4	BWIINDI				
161	KARAMBI					MUNOBWA	170	170			KIAMARA	194	170	186	-8	CHEMAMUL				
162	KASUNGA					MABALE	163	160	168	5	MUNOBWA	180	178	180	0	CYOHOKA				
163	KERICHO					MWERA	163	168	168	5	KIGUMBA	170	165	175	5	EBEREKE				
164	KIBENA					KIJURA	162	166	166	4	MWENGE	180	169	174	-6	GIANCHORE				
165	KILIMA					LUWALA	162	164	166	4	SALAMA	173	173		HIMA					
166	KIPTENDEN					KIKO	170	162	164	-6	KIJURA	182	166	172	-10	IJENDA				
167	KORUMA					RUSEKERE	158	161	161	3	RUSEKERE	170	170		KAMARYA					
168	LELAGOIN					MARVERA	160	160			MITYANA	179	162	168	-11	KAPSARA				
169	LUGODA					MITYANA	162	158	160	-2	MWERA	164	168	168	4	KAPSONGOI				
170	MABROUKIE					KIAMARA	165	155	159	-6	HERKULU	156	158		KAPTUMO					
171	METTARORA					HERKULU	158	158			CHA MURRECE				KASAKU					
172	RWAKA					SALAMA	160	158	158	-2	CHA ST.ANTONIO				KAYONZA					

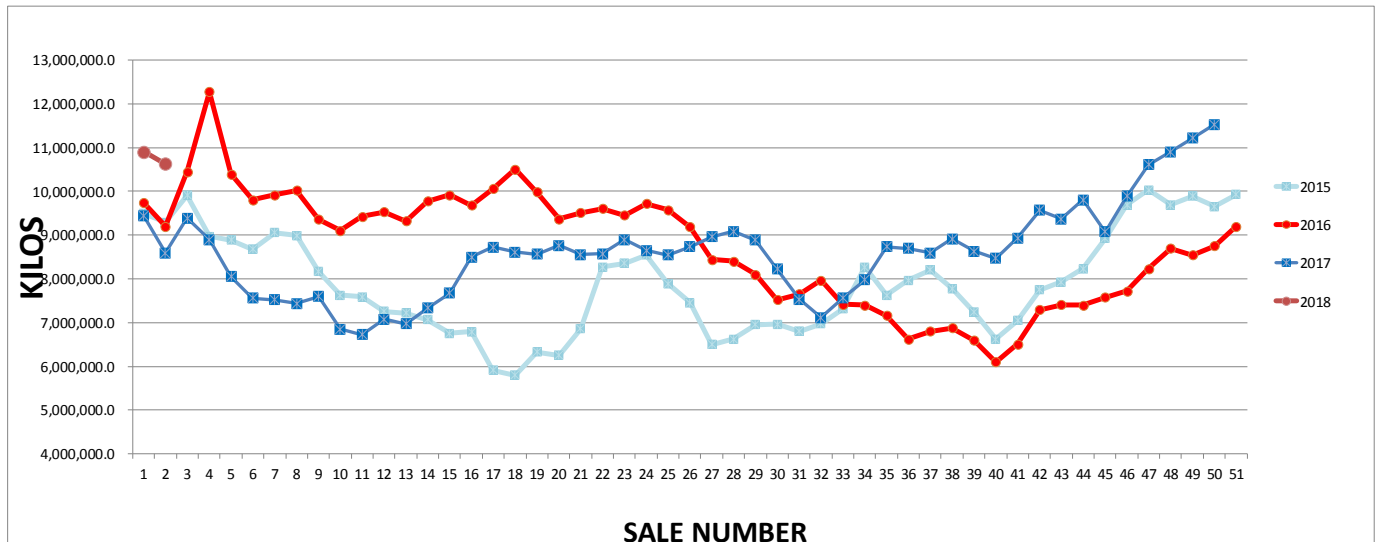
SECONDARY GRADES

Mark	BP/2			Mark	PF/2			Mark	DUST/2			Mark	FNGS/1/2			Mark	BMF			
	Prev	Low	Hig		Prev	Low	High		Prev	Low	Hig		Prev	Low	Hig		Pre	Low	Hig	
1	RUBAYA	315	315	323	NSHILI KIVU	274	278	282	KITABI	345	387	NSHILI KIVU	287	290	290	HIMA	150	146	150	
2	KITABI	320	308	312	MATA	268	277	277	NSHILI KIVU	374	374	KARONGI	276	286	286	CHEBOSWA	140	148	148	
3	NYABIHU	315	302	304	MULINDI	247	250	254	RUBAYA	370	372	372	RUBAYA	290	254	282	MANARET	152	148	148
4	MATA	285	280	282	GISAKURA	240	244	244	GITHONGO	278	278	RUTSIRO	270	270	270	KYAMUHUNGA	146	148	148	
5	RUKERI	280	280	280	SETYON	207	195	214	SHAGASHA	237	257	257	RWEGURA	250	252	268	CHEMOMI	142	146	146
6	GISOVU	264	264	264	MARAMBA	198	208	212	MULINDI	260	198	255	TORA	240	245	245	KIP KOIMET	146	146	146
7	GISAKURA	258	257	257	MBOGO TEA	197	199	212	KINORO	240	252	252	GISAKURA	240	240	240	KIPCHABO	144	146	146
8	MULINDI	235	235	235	MANARET	205	208	208	RUTSIRO	284	250	250	SHAGASHA	225	229	229	LUWALA	150	138	146
9	PFUNDA	222	225	230	KAYONZA	190	208	208	KEPCHOMO	249	249	KAMBAA	210	222	222	BUGAMBE	146	142	144	
10	NGORONGO	192	200	212	ELGON TEA	172	180	200	MICHI	237	240	240	RUKURIRI	200	200	220	BUHWEJU	144	144	144
11	EMROK	195	210	210	IGARA	182	190	194	SOKOT	220	236	236	MULINDI	200	215	218	DL TEAS	144	142	144
12	CHEBANGO	200	210	210	SIOMO	185	182	186	KIONYO	237	231	231	CHEBANGO	205	215	215	KIGEZI HIGHLAN	148	142	144
13	MBOGO TEA	180	190	205	KIPKEBE	180	185	185	KIPTAGICH	230	215	226	GACHARAGE	222	210	210	MWENGE	141	140	144
14	ELGON TEA	180	202	202	MUGOMA	174	180	180	KAYONZA	220	184	225	KATHANGARIRI	244	200	210	NYAMBYA	142	143	144
15	KARIRANA	190	195	201	GLOBAL VILLAGE	171	168	180	PFUNDA	215	220	222	THUMAITA	220	200	208	ANKOLE	143	141	143
16	REYNA	195	201	201	SAKAWA	179	179	179	NYANKOBA	240	220	220	KAMARYA	206	206	206	GLOBAL VILLAGE	140	141	143
17	KELUNET	194	198	200	BUHWEJU	164	174	176	KAMARYA	218	218	MUNUNGA	202	204	204	CUPATEA	140	142	142	
18	KIPTAGICH	186	196	196	NYAMBYA	169	164	176	KAPKO	217	217	CHEBUT	186	182	203	ELGON TEA	142	140	142	
19	CHEBOSWA	190	190	195	MUNOBWA	160	160	174	MANARET	215	214	215	KAYONZA	192	194	202	JAMJI	144	136	142
20	KERICHO	195	195	195	CHIMCHIM	170	170	170	MBOGO TEA	200	166	214	LITEIN	185	183	202	KERICHO	140	142	142
21	KOWA	192	192	192	WUSH WUSH	163	166	170	SWAZI	214	214	CHINGA	198	200	200	KIPKEBE	142	138	142	
22	TAGABI	186	186	186	KERITOR	165	170	170	KIEGOI	227	210	210	KAPKO	182	186	200	MARAMBA	144	140	142
23	CHIMCHIM	185	185	185	KIKO	166	170	170	NYAMBYA	204	210	210	KIPTAGICH	198	190	200	SIRET	140	142	142
24	MUZIZI	194	178	178	MAGURA	160	165	169	BUZIRASAGAMA	205	195	205	MBOGO TEA	196	185	200	SITOI	142	142	142
25	BUGAMBE	170	170	170	BUZIRASAGAMA	168	168	168	CUPATEA	197	194	202	MOGOGO	186	200	200	TAGABI	142	136	142

26	BWINDI	168	170	170	HIMA	166	168	168	KAISUGU	194	147	202	MOMUL	210	200	200	BWINDI	138	142	142
27	BUZIRASAGAMA	168	168	168	KAKONDE	162	168	168	KIPKEBE	212	150	200	OLENG	200	200	200	KABIANGA	140	142	142
28	KIGEZI HIGHLAND	168	168	168	KIGUMBA	162	166	168	TEZA		200	200	TIRGAGA	180	200	200	KAKONDE	142	142	142
29	MABALE	160	168	168	MABALE		168	168	TAITO		194	194	GACHEGE	175	200	200	KIBWARI	144	142	142
30	HIMA	170	165	165	TORO	164	166	168	SAKAWA		150	193	GATUNGURU	200	200	200	KIPSINENDE	142	141	142
31	KIKO	168	165	165	KIAMARA		167	167	SETYON	202	166	190	GITHAMBO	188	200	200	MAGURA	142	142	142
32	MWENGE	170	165	165	KIGEZI HIGHLAND	165	164	166	IKUMBI		190	190	KAGWE	181	200	200	SOKOT	142	142	142
33	RUSEKERE	164	162	162	KUJURA	159	150	160	NDUTI		190	190	KAPKATET	180	182	200	TOIYOI	142	142	142
34	KUJURA	166	162	162	CHA ST.ANTONIO		158	158	THETA		190	190	KEPCHOMO	208	200	200	TORO	139	140	142
35	DINDIRA	166	160	160	MITYANA	154	158	158	KABIANGA	198	188	188	KIEGOI	202	200	200	KAISUGU	142	138	140
36	LUWALA	162	160	160	CHA MURRECE		157	157	MAGURA	200	148	185	KIMUNYE	202	200	200	MBOGO TEA	140	140	140
37	MWERA	163	158	160	RUSEKERE	159	149	154	CHEBOSWA		179	179	KINORO	200	198	200	NGORONGO	136	136	140
38	ARROKET				MARVERA		136	139	IGARA	177	179	179	KIRU	188	200	200	REYNA	140	140	140
39	BUHWEJU				ARROKET				MUNOBWA	170	174	174	MATAARA	190	198	200	SETYON	148	136	140
40	CHA MURRECE				BUGAMBE				KARIRANA	167	150	170	NGERE	200	198	200	CHEBANGO	140	140	140
41	CHA ST.ANTONIO				CHEBOSWA				MABROUKIE	170	165	170	WERU	200	200	200	KEBEN	142	140	140
42	CHINGA				CHINGA				WUSH WUSH	168	166	170	MICHI	186	184	198	KIAMARA	138	140	140
43	CUPATEA				CUPATEA				CHIMCHIM	176	150	169	GITHONGO		198	198	KIKO	142	140	140
44	HERKULU				DINDIRA				BUGAMBE	160	167	168	IRIAINI	190	198	198	TILYA	140	140	140
45	JAMJI				EMROK				MUGOMA	162	168	168	KANGAITA	206	198	198	KARIRANA	138	138	138
46	KAISUGU				GISOVU				KIGUMBA	162	168	168	MABAYI	210	195	195	KASUNGA	136	136	138
47	KAPKO				HERKULU				SIOMO	166	168	168	MAKOMBOKI	200	185	192	MITYANA	137	134	138
48	KARONGI				JAMJI				NGORONGO	160	166	166	MUNGANIA	200	192	192	MUZIZI	144	136	138
49	KASUNGA				KAISUGU				DL TEAS	160	166	166	KIBENA	176	190	190	MWERA	134	136	136
50	KIBENA				KAPKO				KIPSINENDE	158	159	164	MANARET	176	182	190	DINDIRA	144	130	134
51	KILIMA				KARIRANA				MARAMBA	160	150	163	SETYON	188	170	190	HERKULU	126	134	
52	KIPKEBE				KARONGI				JAMJI	155	154	162	KIP KOIMET	188	190	190	MARVERA	130	134	
53	KIPTENDEN				KASUNGA				ARROKET	153	152	160	KAPSET	187	188	189	KUJURA	138	128	132
54	KOBEL				KELUNET				METTARORA	170	150	159	NYANKOBA	190	184	188	LUGODA	130	130	
55	KORUMA				KERICHO				TILYA	158	158	158	ITONA	174	186	186	MABALE	138	130	130
56	LUGODA				KIBENA				TORO	152	145	157	MOKAMA	181	180	186	RUSEKERE	136	125	129
57	MABROUKIE				KILIMA				KUJURA	152	145	156	MUDETE	180	179	186	ARROKET			
58	MANARET				KIPTAGICH				DINDIRA	156	155	155	MWAMU	180	184	186	CHA MURRECE			
59	MARAMBA				KIPTENDEN				KEBEN	156	155	155	Ogembo	178	186	186	CHA ST.ANTONIO			
60	MARVERA				KITABI				LUWALA	159	154	154	EBEREGE	199	185	185	CHIMCHIM			
61	METTARORA				KOBEL				KASUNGA		153	153	ITUMBE	180	181	185	CHINGA			
62	MICHI				KOIVA				LUGODA		150	150	ROROK	180	177	185	EMROK			
63	MOGOGO				KORUMA				CHA MURRECE		136	148	KOBEL	177	179	184	GISAKURA			
64	MOMUL				LUGODA				RUSEKERE		140	148	SANGANYI	180	184	184	GISOVU			
65	MUGOMA				MABROUKIE				MWERA		148	148	SIONGO	186	181	184	KAPKO			
66	NSHILI KIVU				METTARORA				BUHWEJU				GIANCHORE	172	182	182	KARONGI			
67	OLENG				MICHI				CHA ST.ANTONIO				CHELAL	178	181	181	KELUNET			
68	RUTSIRO				MOGOGO				CHINGA				KAPTUMO	186	181	181	KIBENA			
69	SAKAWA				MOMUL				ELGON TEA				TEGAT	181	180	181	KILIMA			
70	SETYON				NGORONGO				EMROK				CHEBOSWA	180	170	180	KIPTAGICH			
71	SHAGASHA				OLENG				GISAKURA				KERICHO		156	180	KIPTENDEN			
72	SIRET				PFUNDA				GISOVU				KIPKEBE	182	170	180	KITABI			
73	SITOI				REYNA				HERKULU				SITOI	186	180	180	KOBEL			
74	TIRGAGA				RUBAYA				KARONGI				KEBIRIGO	179	175	180	KOIVA			
75	WUSH WUSH				RUTSIRO				KELUNET				TAITO		180	180	KORUMA			
76	ANKOLE				SHAGASHA				KERICHO				BOITO		179	179	MABROUKIE			
77	BOITO				SIRET				KIBENA				KANYENYA		179	179	MATA			
78	CHEBUT				SITOI				KILIMA				MAGURA	172	175	178	METTARORA			
79	CHELAL				TAGABI				KIPTENDEN				JAMJI	158	160	177	MICHI			
80	CHEMOMI				TIRGAGA				KOBEL				KIPSINENDE	170	162	176	MOGOGO			
81	DL TEAS				ANKOLE				KOIVA				NYAMACHE		174	175	MOMUL			
82	EBEREGE				BOITO				KORUMA				TOMBE	181	175	175	MUGOMA			
83	GACHARAGE				BWINDI				MARVERA				KORUMA	160	174	174	MULINDI			
84	GACHEGE				CHEBANGO				MATA				TAGABI	160	150	174	NSHILI KIVU			
85	GATUNGURU				CHEBUT				MOGOGO				KABIANGA	172	172	172	OLENG			
86	GIANCHORE				CHELAL				MOMUL				KIPCHABO	177	172	172	PFUNDA			
87	GITHAMBO				CHEMOMI				OLENG				LIVINGSTONIA		169	171	RUBAYA			
88	GITHONGO				DL TEAS				REYNA				NGORONGO	168	150	170	RUTSIRO			
89	GLOBAL VILLAGE TEA				EBEREGE				SIRET				SAKAWA		170	170	SAKAWA			
90	IGARA				GACHARAGE				SITOI				NYAMBYA	159	167	170	SHAGASHA			
91	IKUMBI				GACHEGE				TAGABI				METTARORA	168	154	167	TIRGAGA			
92	IRIAINI				GATUNGURU				TIRGAGA				ARROKET	164	166	166	WUSH WUSH			
93	ITONA				GIANCHORE				ANKOLE				KIPTENDEN	178	166	166	BOITO			
94	ITUMBE				GITHAMBO				BOITO				ELGON TEA	166	164	165	BUZIRASAGAMA			
95	KABIANGA				GITHONGO				BWINDI				CHIMCHIM	170	150	163	CHEBUT			
96	KAGWE				IKUMBI				CHEBANGO				KILIMA		150	161	CHELAL			
97	KAKONDE				IRIAINI				CHEBUT				KARIRANA		160	160	EBEREGE			
98	KAMARYA				ITONA				CHELAL				KOIVA	158	150	160	GACHARAGE			
99	KAMBAA				ITUMBE				CHEMOMI				LUGODA		157	160	GACHEGE			
100	KANGAITA				KABIANGA				EBEREGE				GLOBAL VILLAG	160	141	160	GATUNGURU			
101	KANYENYA				KAGWE				GACHARAGE				KYAMUHUNGA	162	160	160	GIANCHORE			
102	KAPKATET				KAMARYA				GACHEGE				SWAZI	152	158	160	GITHAMBO			
103	KAPSET				KAMBAA				GATUNGURU				TILYA	156	160	160	GITHONGO			
104	KAPTUMO				KANGAITA				GIANCHORE				DINDIRA	156	157	158	IGARA			
105	KATHANGARIRI				KANYENYA				GITHAMBO				KUJURA	156	158	158	IKUMBI			
106	KAYONZA				KAPKATET				GLOBAL VILLAGE TEA				KIKO	156	154	158	IRIAINI			
107	KEBEN				KAPSET				HIMA				MUZIZI	158	154	158	ITONA			
108	KEBIRIGO				KAPTUMO				IRIAINI				MWENGE	152	152	158	ITUMBE			
109	KEPCHOMO				KATHANGARIRI				ITONA				KIGEZI HIGHLAN	156	150	156	KAGWE			
110	KERITOR				KEBEN				ITUMBE				CHA MURRECE		150	154	KAMARYA			
111	KIAMARA				KEBIRIGO				KAGWE				MABROUKIE		154	154	KAMBAA			
112	KIBWARI				KEPCHOMO				KAKONDE				KAKONDE	154	154	154	KANGAITA			
113	KIEGOI				KIBWARI				KAMBAA				MABALE	156	146	154	KANYENYA			
114	KIGUMBA				KIEGOI				KANGAITA				MITYANA	154	149	153	KAPKATET			
115	KIMUNYE				KIMUNYE				KANYENYA				KIAMARA	148	152	152	KAPSET			
116	KINORO				KANYENYA				KAPKATET				LUWALA	150	152	152	KAPTUMO			
117	KIONYO				KAPSET				KAPSET				MWERA	152	150	152</				

CATALOGUE CLOSING FIGURES – 2016 Vs 2017

Sale No.	2015		2016		2017		2018		Diferencial 2018 Vs. 2017	
	Pkgs	Kilos	Pkgs	Kilos	Pkgs	Kilos	Pkgs	Kilos	Pkgs	Kilos
1	147,165	9,493,191.5	148,451	9,735,654.5	145,178	9,437,045.5	170,026	10,902,243.0	24,848	1,465,197.5
2	143,751	9,289,282.5	139,820	9,199,450.0	140,125	8,593,123.5	165,456	10,623,001.0	25,331	2,029,877.5
3	154,710	9,906,594.5	159,276	10,449,664.5	144,994	9,386,541.5			- 144,994	- 9,386,541.5
4	139,364	8,971,223.5	188,659	12,275,549.0	138,097	8,890,671.5			- 138,097	- 8,890,671.5
5	138,215	8,882,666.0	159,398	10,393,542.0	124,938	8,054,484.0			- 124,938	- 8,054,484.0
6	139,078	8,676,309.0	150,152	9,801,201.0	117,320	7,562,742.7			- 117,320	- 7,562,742.7
7	141,725	9,054,005.0	153,397	9,915,132.0	116,361	7,518,587.5			- 116,361	- 7,518,587.5
8	140,360	8,991,608.0	154,458	10,019,049.5	115,356	7,439,711.0			- 115,356	- 7,439,711.0
9	126,137	8,162,828.5	143,119	9,357,930.0	117,140	7,597,207.0			- 117,140	- 7,597,207.0
10	118,447	7,624,848.5	139,747	9,097,239.0	105,840	6,845,830.5			- 105,840	- 6,845,830.5
11	116,156	7,582,902.0	144,515	9,424,673.5	103,585	6,720,482.5			- 103,585	- 6,720,482.5
12	111,457	7,253,148.5	145,973	9,530,611.0	108,818	7,078,896.5			- 108,818	- 7,078,896.5
13	111,260	7,213,322.0	142,210	9,321,487.0	106,738	6,966,532.5			- 106,738	- 6,966,532.5
14	108,238	7,068,589.0	150,415	9,774,359.5	111,839	7,331,690.5			- 111,839	- 7,331,690.5
15	103,540	6,756,161.5	151,648	9,914,957.5	117,718	7,672,851.0			- 117,718	- 7,672,851.0
16	103,558	6,793,729.5	147,839	9,679,159.0	130,737	8,495,693.0			- 130,737	- 8,495,693.0
17	91,359	5,913,640.0	153,600	10,060,731.0	133,590	8,719,546.0			- 133,590	- 8,719,546.0
18	88,870	5,793,234.0	151,268	10,502,473.0	132,188	8,612,581.5			- 132,188	- 8,612,581.5
19	97,877	6,325,414.5	152,683	9,983,086.0	131,831	8,558,320.5			- 131,831	- 8,558,320.5
20	95,917	6,255,617.5	142,133	9,369,893.0	134,729	8,763,410.0			- 134,729	- 8,763,410.0
21	105,301	6,860,389.0	144,104	9,509,564.0	131,634	8,550,796.0			- 131,634	- 8,550,796.0
22	126,760	8,271,169.5	146,216	9,600,156.0	131,700	8,572,204.0			- 131,700	- 8,572,204.0
23	128,075	8,350,540.0	143,286	9,455,061.0	137,700	8,897,500.0			- 137,700	- 8,897,500.0
24	132,269	8,542,152.5	148,330	9,714,505.0	132,606	8,644,644.0			- 132,606	- 8,644,644.0
25	122,540	7,885,358.5	146,750	9,575,912.5	130,856	8,539,642.0			- 130,856	- 8,539,642.0
26	115,820	7,454,433.5	140,955	9,185,569.0	134,420	8,734,861.0			- 134,420	- 8,734,861.0
27	103,079	6,497,391.0	128,199	8,441,443.0	137,592	8,961,409.0			- 137,592	- 8,961,409.0
28	104,121	6,623,266.0	129,427	8,405,546.0	139,587	9,082,566.0			- 139,587	- 9,082,566.0
29	108,008	6,955,793.5	124,024	8,100,347.0	136,100	8,885,641.0			- 136,100	- 8,885,641.0
30	108,691	6,959,013.0	116,127	7,517,405.5	127,020	8,224,195.0			- 127,020	- 8,224,195.0
31	105,873	6,799,496.0	118,392	7,648,417.0	116,082	7,525,278.0			- 116,082	- 7,525,278.0
32	108,114	6,969,936.0	121,941	7,968,002.0	109,583	7,112,977.0			- 109,583	- 7,112,977.0
33	112,658	7,309,670.0	114,684	7,411,426.0	117,196	7,560,646.0			- 117,196	- 7,560,646.0
34	127,634	8,264,301.0	115,065	7,401,593.0	124,100	7,974,797.0			- 124,100	- 7,974,797.0
35	117,496	7,627,780.0	111,398	7,162,051.0	134,339	8,736,776.0			- 134,339	- 8,736,776.0
36	122,536	7,966,281.0	103,211	6,620,776.0	133,343	8,692,718.0			- 133,343	- 8,692,718.0
37	126,530	8,203,020.0	105,363	6,801,861.0	131,860	8,589,806.0			- 131,860	- 8,589,806.0
38	119,001	7,777,556.0	105,991	6,874,694.0	136,152	8,913,732.0			- 136,152	- 8,913,732.0
39	111,481	7,239,521.5	102,399	6,593,834.0	132,480	8,632,611.0			- 132,480	- 8,632,611.0
40	101,483	6,622,758.0	93,697	6,101,035.0	129,850	8,468,285.0			- 129,850	- 8,468,285.0
41	107,818	7,049,132.0	100,438	6,506,134.0	137,560	8,931,039.0			- 137,560	- 8,931,039.0
42	118,170	7,748,847.5	113,860	7,296,708.0	147,380	9,566,121.5			- 147,380	- 9,566,121.5
43	120,677	7,928,530.5	113,933	7,409,459.5	143,755	9,362,940.0			- 143,755	- 9,362,940.0
44	125,671	8,229,490.0	113,258	7,400,472.0	150,080	9,803,157.5			- 150,080	- 9,803,157.5
45	135,680	8,917,671.0	115,579	7,575,449.0	138,321	9,075,225.0			- 138,321	- 9,075,225.0
46	147,214	9,690,340.5	118,525	7,716,618.5	151,239	9,885,740.0			- 151,239	- 9,885,740.0
47	154,592	10,029,678.0	126,695	8,229,984.0	162,135	10,607,228.0			- 162,135	- 10,607,228.0
48	148,029	9,688,808.0	133,650	8,694,053.5	167,935	10,903,011.0			- 167,935	- 10,903,011.0
49	150,710	9,887,393.0	132,838	8,544,808.0	172,760	11,213,580.0			- 172,760	- 11,213,580.0
50	146,819	9,649,589.0	136,984	8,747,685.0	178,260	11,522,884.0			- 178,260	- 11,522,884.0
51	151,404	9,922,846.0	141,000	9,192,163.0						
Total	6,231,438	403,930,467.0	6,825,080	445,208,574.5	6,630,747	430,417,958.7	335,482	21,525,244.0	-6,295,265	-408,892,714.7



WEATHER REPORT

KENYA

During the past week, few areas reported some light showers in the tea growing areas in Bomet, Kisii, and Muranga. Other areas continue to experience hot and dry weather conditions with crop levels maintained at good levels. Some factories in the west of Rift received around 100 tons daily while in East of Rift, the daily intake was 60-70 tons on average.

UGANDA

Fort portal, Kibale and Hoima areas received no rainfall during the week. Fort portal experienced 15⁰C minimum and 30⁰C maximum temperatures, Kibale experienced 20⁰C minimum and 32⁰C maximum temperatures, Hoima experienced 18⁰C minimum and 29⁰C maximum temperatures while Bushenyi received 7mm of rainfall and experienced 15⁰C minimum and 28⁰C maximum temperatures. Crop levels are declining.

MERRY CHRISTMAS AND HAPPY NEW YEAR

COMBROK LIMITED