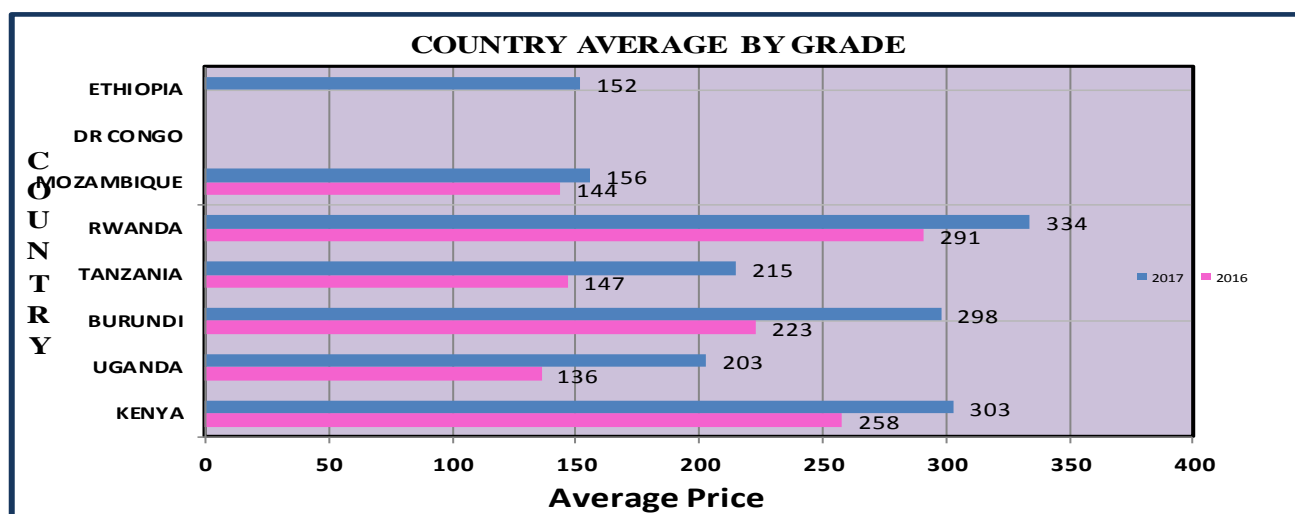


Mombasa Auction: Country Average Prices in US Cents Sale 44 (2016 vs. 2017)

COUNTRY	AV 2016	AV 2017	BP1	PF1	PD	D1	BP	PF	D	FNGS	BMF
KENYA	258	303	294	307	315	337	205	211	192	179	132
UGANDA	136	203	182	191	250	254	180	179	197	159	130
BURUNDI	223	298	268	310	304	334			226	225	
TANZANIA	147	215	175	214	278	265	178	172	163	162	135
RWANDA	291	334	352	345	370	372	290	277	261	240	177
MOZAMBIQUE	144	156	174				179	164		158	126
DR CONGO											
ETHIOPIA		152						172	146		
ALL AUCTION AVERAGE	240	286	279	298	308	318	216	195	195	172	131

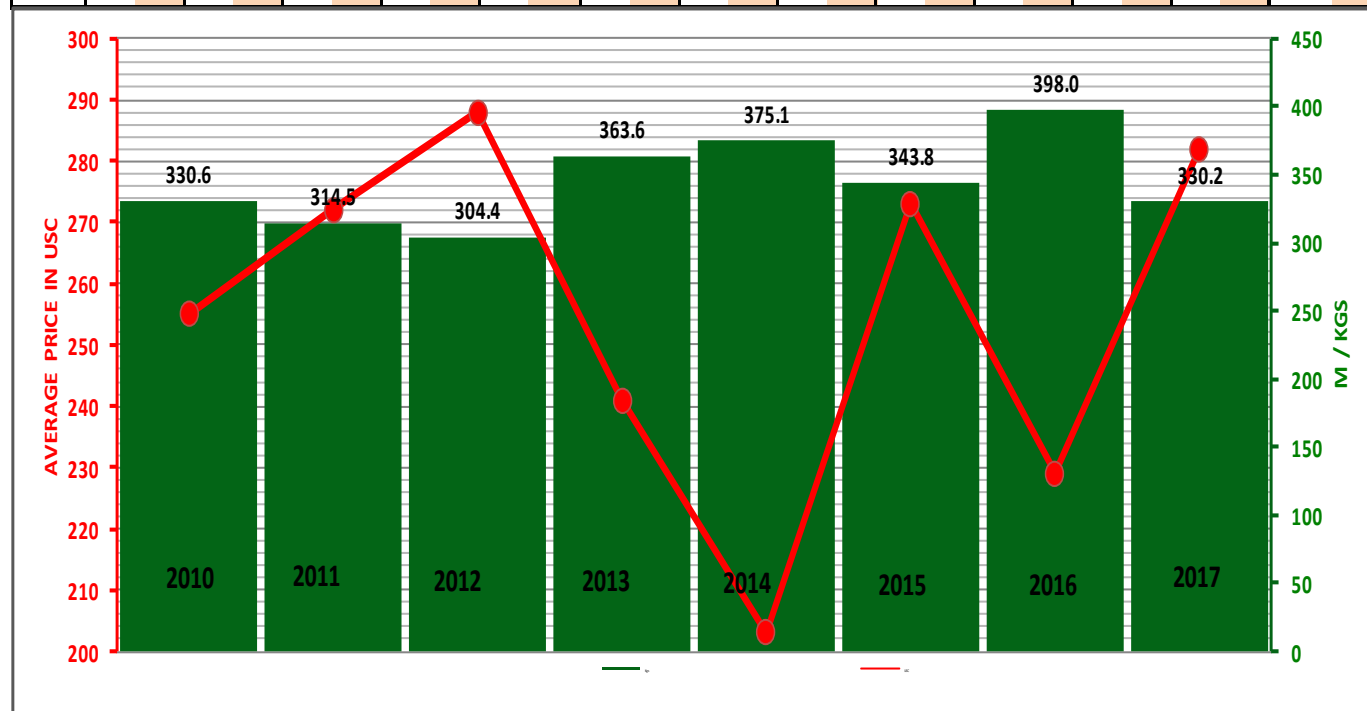


Kilos Sold By Country - Sale no. 44 & Cumulative to date (2016 vs 2017)

	Current Sale 44/2017		Same Sale Last Year 44/2016		Year To Date Sale 01-44/2017		Last Year To Date Sale 01-44/2016	Variance 2017 vs 2016
	Pkgs	Kilos	Pkgs	Kilos	Pkgs	Kilos	Kilos	Kilos
KENYA	98,200	6,672,953.00	83,240	5,623,111.00	3,852,985	257,541,946.30	277,481,593.00	(19,939,647)
UGANDA	22,240	1,254,190.00	17,218	962,730.00	739,743	42,103,637.00	39,982,920.00	2,120,717
BURUNDI	1,400	90,663.00	1,220	79,332.00	112,757	7,200,056.00	8,181,987.00	(981,931)
TANZANIA	3,420	197,345.00	1,840	103,408.00	108,000	5,828,798.00	3,253,451.00	2,575,347
RWANDA	4,100	277,121.50	3,080	204,980.00	231,009	15,605,019.00	14,535,914.50	1,069,105
MALAWI					400	24,120.00	19,780.00	4,340
MADAGASCAR					1,100	59,844.00	59,840.00	4
MOZAMBIQUE	600	28,212.00	120	5,868.00	12,919	651,540.00	1,205,574.00	(554,034)
DR CONGO					6,810	400,272.00	285,862.00	114,410
ETHIOPIA	600	26,372.00			17,231	752,438.00		752,438
TOTALS:	130,560	8,546,856.50	106,718.0	6,979,429.00	5,082,954	330,167,670.30	345,006,921.50	(15,591,689)

Mombasa Auction – Auction Quantities & Average Prices 2010 - 2016

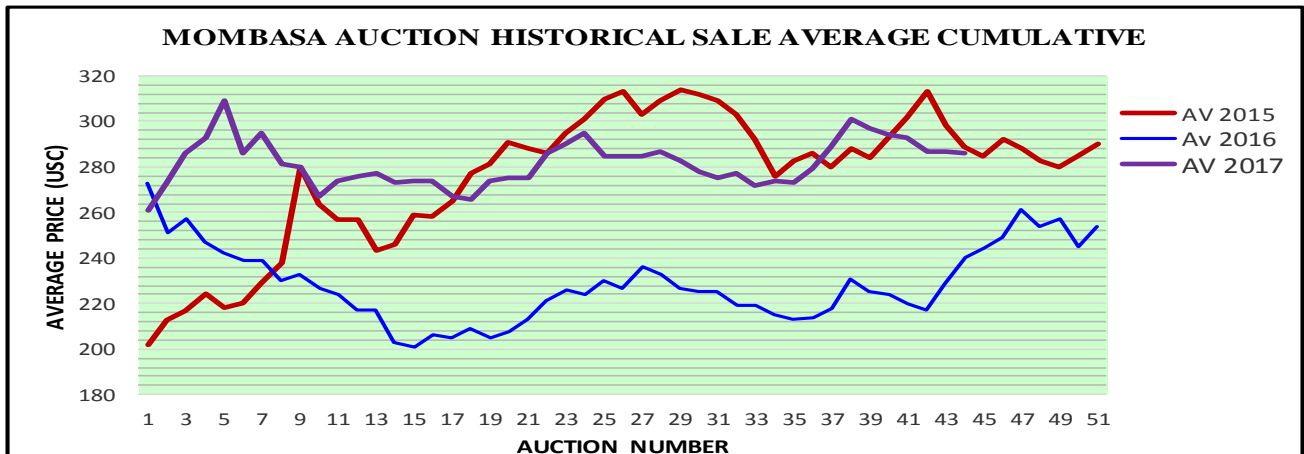
	Jan		Feb		Mar		Apr		May		Jun		Jul		Aug		Sep		Oct		Nov		Dec		Total	
	Kgs	USC	Kgs	USC	Kgs	USC	Kgs	USC	Kgs	USC	Kgs	USC	Kgs	USC	Kgs	USC	Kgs	USC	Kgs	USC	Kgs	USC	Kgs	USC	Kgs	USC
2017	40.9	284	25.4	285	25.2	274	28.7	272	38.7	275	31.0	289	31.2	283	27.1	275	32.3	286	40.9	291	8.5	286			330.2	282
2016	37.0	256	36.6	237	40.7	223	35.3	204	44.4	212	34.2	227	29.2	231	21.7	218	23.8	222	24.6	223	36.3	250	23.6	252	398.0	229
2015	33.5	214	31.0	227	30.2	254	22.4	257	21.2	285	35.4	300	21.9	310	22.4	294	32.1	284	25.3	302	32.4	289	35.4	285	343.8	273
2014	25.1	256	30.6	224	36.6	208	21.8	207	35.7	196	44.9	191	28.1	205	24.6	203	33.2	190	28.1	192	33.6	191	32.8	189	375.1	203
2013	35.7	305	29.9	292	28.5	264	32.0	237	31.5	239	34.7	231	34.6	229	25.5	228	24.0	213	28.4	202	32.5	210	26.5	234	363.6	241
2012	36.1	264	27.2	265	23.9	274	22.8	279	17.8	281	24.1	289	26.8	299	22.6	309	21.9	304	31.8	297	27.9	304	21.4	307	304.4	288
2011	24.8	294	24.6	277	31.4	274	17.1	266	32.9	262	30.4	271	25.4	282	26.2	282	20.8	267	23.4	265	33.8	266	23.8	261	314.5	272
2010	27.9	284	29.1	295	33.5	280	24.6	261	41.6	235	33.7	222	27.2	216	25.1	250	17.9	249	18.3	250	30.5	254	21.0	270	330.6	255






















November includes sold kilos and average price for sale 44 only.

Mombasa Auction - Historical Averages Comparative 2014 - 2017

SALE NO.	AV 2015	Av 2016	AV 2017	2017 BP1	2017 PF1	2017 PD	2017 D1	2017 BP2	2017 PF2	2017 D2	2017 FNGS	2017 BMF
1	202	273	261	285	289	255	261	171	155	136	140	77
2	213	251	273	294	304	273	269	171	162	142	142	76
3	217	257	286	296	331	290	274	177	169	151	150	84
4	224	247	293	307	340	291	298	190	176	167	160	96
5	218	242	309	297	362	302	306	187	178	182	161	94
6	220	239	286	286	335	291	289	199	181	183	162	103
7	229	239	295	292	341	295	295	191	178	193	158	96
8	238	230	281	286	321	289	291	191	169	161	157	98
9	280	233	280	294	308	284	288	189	167	176	144	89
10	264	227	267	274	301	274	273	192	170	156	151	90
11	257	224	274	267	308	280	278	190	175	170	154	94
12	257	217	276	268	321	271	285	190	177	174	156	92
13	243	217	277	267	310	276	290	217	182	177	159	92
14	246	203	273	267	301	271	284	198	174	166	157	92
15	259	201	274	269	306	270	290	200	179	165	147	90
16	258	206	274	277	310	267	268	197	172	160	143	90
17	265	205	267	266	298	264	285	211	170	159	147	94
18	277	209	266	274	296	259	279	197	173	163	148	92
19	281	205	274	288	305	266	286	204	169	163	148	87
20	291	208	275	291	307	277	274	187	162	166	146	85
21	288	213	275	304	307	273	294	187	161	170	148	83
22	286	221	286	395	317	281	302	207	157	165	149	85
23	295	226	290	297	329	288	308	213	165	170	147	84
24	301	224	295	304	327	301	309	206	166	179	159	85
25	310	230	285	301	314	295	306	200	177	169	150	88
26	313	227	285	291	314	288	310	198	175	172	155	91
27	303	236	285	301	316	277	291	208	181	186	153	92
28	309	233	287	274	320	287	304	195	180	184	157	94
29	314	227	283	286	317	281	300	212	182	181	154	94
30	312	225	278	288	309	280	296	213	186	180	159	96
31	309	225	275	282	303	282	290	198	180	179	159	97
32	303	219	277	273	296	294	311	199	175	191	160	98
33	292	219	272	282	293	286	295	203	180	185	161	103
34	276	215	274	277	293	290	294	204	178	181	165	112
35	283	213	273	272	290	285	304	195	185	189	170	119
36	286	214	279	265	294	299	307	208	191	190	174	124
37	280	218	289	276	304	305	322	209	206	202	185	124
38	288	231	301	278	316	322	329	197	212	209	201	124
39	284	225	297	281	310	319	319	216	196	209	193	124
40	293	224	294	281	299	327	321	208	198	214	185	126
41	302	220	293	281	303	320	332	204	188	207	176	128
42	313	217	287	285	299	310	318	204	180	185	170	126
43	298	229	287	281	298	310	321	202	193	202	175	131
44	289	240	286	279	298	308	318	216	195	195	172	131
45	285	244										
46	292	249										
47	288	261										
48	283	254										
49	280	257										
50	285	245										
51	290	254										
Average	273	229	282	284	310	288	298	198	177	177	159	100



BUYERS' PURCHASES SALE 44 2017

Buyer	% Sold	Totals	BP1	PF1	PD	DUST1	BP2	PF2	DUST2	FNGS	BMF
GLOBAL TEA & 	12.94	16,900	1,700	7,120	4,080	680	0	560	1,340	1,100	320
L.A.B. 	12.56	16,400	1,040	3,520	8,260	3,240	40	80	220	0	0
JAMES FINLAY 	8.95	11,680	200	5,380	3,500	1,380	240	400	260	120	200
SSOE (KENYA) 	8.59	11,220	3,840	2,720	400	360	240	520	440	1,540	1,160
AFRIBRIDGE TRADE 	5.94	7,760	0	1,320	3,260	1,840	0	460	780	100	0
CHAI TRADING 	5.67	7,400	600	5,120	1,320	280	0	0	80	0	0
DEVCHAND 	5.41	7,060	0	7,060	0	0	0	0	0	0	0
MOMBASA COFFEE 	5.35	6,980	160	600	3,840	2,000	380	0	0	0	0
COFFTEA AGENCIES 	5.04	6,580	2,440	820	340	0	0	140	0	2,840	0
CARGILL KENYA 	4.69	6,120	1,320	2,880	1,520	400	0	0	0	0	0
VAN REES KENYA 	3.86	5,040	600	1,580	1,820	440	0	20	120	380	80
M.J. CLARKE LTD 	3.71	4,840	80	820	3,140	360	0	80	140	220	0
SHAKAB 	1.98	2,580	680	1,600	120	120	0	0	40	20	0
EMPIRE KENYA 	1.59	2,080	2,000	0	0	80	0	0	0	0	0
ABBAS TRADERS 	1.55	2,020	40	760	920	0	0	140	0	160	0
AL-EMIR LTD 	1.46	1,900	80	1,740	80	0	0	0	0	0	0
IMPERIAL TEAS 	1.41	1,840	160	240	200	760	240	120	20	80	20
ALIBHAI RAMJI 	1.12	1,460	0	480	240	280	0	120	100	240	0
SARDIA 	0.90	1,180	0	480	300	0	0	20	0	120	260
MAYMUN	0.60	780	0	0	0	0	60	160	0	480	80
CHAMU SUPPLIES	0.58	760	640	40	0	0	60	20	0	0	0
GOKAL	0.57	740	640	0	0	0	0	0	60	40	0
STANSAND (A) LTD	0.55	720	0	720	0	0	0	0	0	0	0
LULA TRADING	0.49	640	0	0	0	0	0	0	0	0	640
INDO-AFRICAN TEA	0.46	600	20	240	0	0	340	0	0	0	0
SUMMER LINER	0.41	540	120	0	0	0	100	0	40	100	180
AL-KHALIFA	0.40	520	0	0	0	0	0	0	0	0	520
PWANI HAULIERS	0.40	520	0	0	0	0	0	40	0	0	480
RANFER TEAS K	0.37	480	120	80	40	120	0	20	20	60	20
AEON TEA KENYA	0.34	440	440	0	0	0	0	0	0	0	0
McLEOD RUSSEL	0.29	380	0	240	0	0	0	20	0	120	0
LINDOP & COMPANY	0.28	360	0	360	0	0	0	0	0	0	0
MARA CHAI LIMITED	0.26	340	200	0	0	0	0	140	0	0	0
Green Leaf Trading	0.23	300	0	0	0	0	0	0	0	0	300
APT COMMODITIES	0.18	240	0	40	0	0	0	0	200	0	0
AIMCO	0.17	220	0	0	0	0	0	0	0	40	180
KIRINDO TRADERS	0.17	220	80	40	0	0	40	0	0	0	60
BURALE CLEARING	0.11	140	0	0	0	0	0	0	0	0	140
TROPICAL CROPS &	0.11	140	0	80	0	0	20	0	0	0	40
AFRICA TEA &	0.09	120	0	0	0	0	0	0	0	120	0
LUTEX LIMITED	0.09	120	80	0	0	0	0	20	0	20	0
MOMBASA TEA	0.09	120	0	0	0	0	120	0	0	0	0
RIOTANA TRADING	0.06	80	0	0	0	0	60	0	0	20	0

**Actual Packages on offer for coming sale 45 of 13th & 14th November, 2017
(By Grade / by Country)**

COUNTRY	BP1	PF1	PD	DUST1	BP/2	PF/2	DUST/2	FNGS/1/2	BMF/1/2	TOTAL
KENYA	16,860	49,062	23,260	7,740	340	540	1,500	4,160	1,280	104,742
UGANDA	2,620	4,000	5,040	3,200	719	2,120	1,220	2,020	2,300	23,239
RWANDA	1,280	1,840	860	380	280	160	260	100	60	5,220
TANZANIA	280	1,160	360	200	240	180	120	260	180	2,980
BURUNDI	600	920	400	80	0	0	20	40	0	2,060
Total	21,640.00	56,982.00	29,920.00	11,600.00	1,579.00	3,000.00	3,120.00	6,580.00	3,820.00	138,241.00

**Upcoming Auction Offerings by Country
Sale no. 45 and 46 / 2017**

COUNTRY	Sale 45/ 2017 (Actual packages)		Sale 46/ 2017		VARIANCE
	Pkgs	Kgs	Pkgs	Kgs	Kgs
KENYA	104,742.00	7,038,661.00	113,540.00	7,680,127.00	641,466.00
UGANDA	23,239.00	1,380,278.00	24,299.00	1,395,684.00	15,406.00
RWANDA	5,220.00	352,016.00	5,420.00	365,946.00	13,930.00
BURUNDI	2,060.00	131,766.00	2,100.00	133,605.00	1,839.00
TANZANIA	2,980.00	172,504.00	4,960.00	271,853.00	99,349.00
ETHIOPIA	-	-	920	38,616.00	38,616.00
MOZAMBIQUE	-	-			-
TOTALS:	138,241.00	9,075,225.00	151,239	9,885,831.00	810,606.00

MAIN GRADE COMPARATIVE RANKINGS – SALE 44 2017

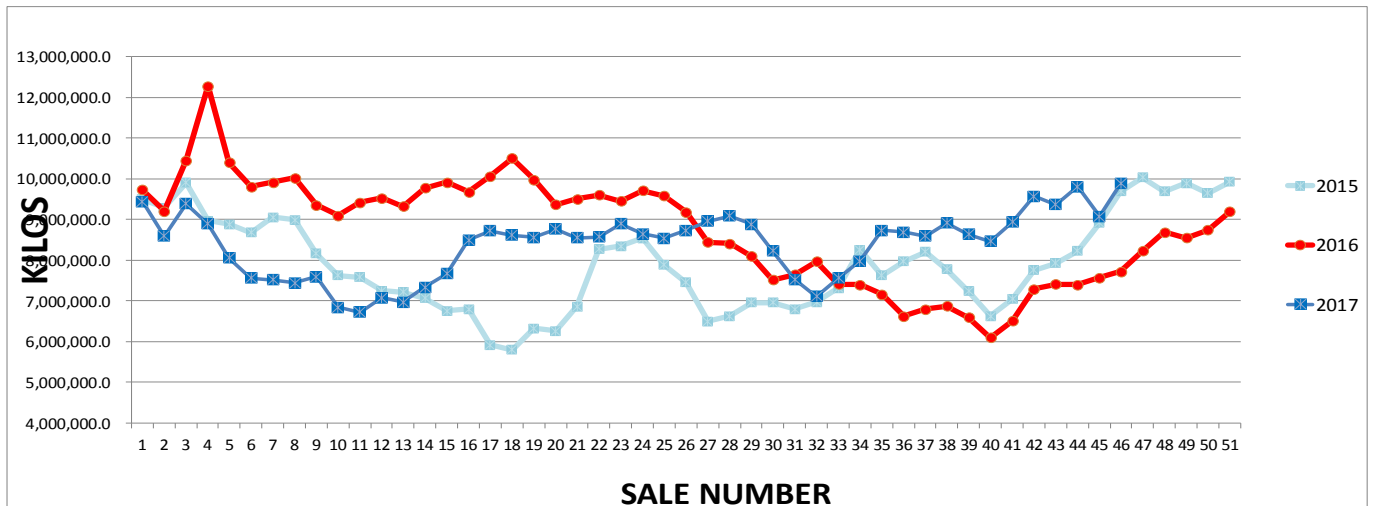
Mark	BP1				Mark	PF1				Mark	PD				Mark	DUST1			
	Pre	Lo	High	De		Prev	Low	Hig	Dev		Pre	Low	Hig	De		Prev	Lo	Hig	Dev
1 KITABI	500	450	450	-50	KITABI	464	415	432	-32	NYABIHU	454	464		NYABIHU	450	450			
2 NYABIHU	490	450	450	-40	RUBAYA	420	400	426	6	KITABI	462	454	454	-8	KITABI	454	448	448	-6
3 RUBAYA	500	445	445	-55	MUNUNGA	400	404	414	14	IMENTI	410	400	426	16	GATHUTHI	435	434	434	-1
4 MATA	415	380	410	-5	NYABIHU	451	406	406	-45	RUBAYA	470	405	405	-65	KIMUNYE	433	433	434	1
5 IMENTI	412	378	384	-28	GATHUTHI	410	400	400	-10	GATHUTHI	412	400	402	-10	KATHANGARIRI	416	415	431	15
6 GITHONGO	376	379	380	4	RUKURIRI	396	400	400	4	KATHANGARIRI	404	395	402	-2	IMENTI	425	422	427	2
7 GITUGI	372	370	380	8	KIMUNYE	383	390	392	9	KIMUNYE	404	392	398	-6	RUKURIRI	416	418	422	6
8 KATHANGARIRI	374	372	376	2	IMENTI	388	380	388	0	KANGAITA	400	388	396	-4	KANGAITA	424	421	421	-3
9 RUKURIRI	374	363	374	0	KATHANGARIRI	378	382	386	8	MUNUNGA	400	390	395	-5	MUNUNGA	415	412	412	-3
10 TEZA	368	335	368	0	KANGAITA	386	374	382	-4	RUKURIRI	408	392	394	-14	MUNGANIA	416	407	410	-6
11 GACHARAGE	360	342	362	2	GITUGI	354	365	369	15	NSHILI KIVU	400	392	392	-8	NDIMA	414	406	410	-4
12 GATUNGURU	370	360	360	-10	MUNGANIA	362	364	368	6	NJUNU	398	374	390	-8	GITUGI	410	408	408	-2
13 KIMUNYE	364	354	360	-4	NJUNU	355	362	366	11	IKUMBI	396	370	386	-10	NJUNU	408	402	408	0
14 NJUNU	365	359	360	-5	GITHONGO	368	356	360	-8	MAKOMBOKI	394	380	386	-8	THUMAITA	410	396	406	-4
15 MUNUNGA	360	352	359	-1	NDIMA	360	358	360	0	MUNGANIA	408	383	385	-23	MAKOMBOKI	410	404	405	-5
16 IKUMBI	360	350	358	-2	GACHARAGE	350	354	358	8	GITHONGO	400	382	384	-16	GACHARAGE	406	398	400	-6
17 KANGAITA	366	352	358	-8	KIEGOI	353	354	358	5	GITUGI	398	382	384	-14	KINORO	404	387	400	-4
18 MUNGANIA	377	351	358	-19	CHINGA	350	352	356	6	CHINGA	398	380	382	-16	NGERE	408	394	400	-8
19 NGERE	368	352	354	-14	IKUMBI	342	350	356	14	KIEGOI	400	378	382	-18	IRIAINI	400	398	398	-2
20 IRIAINI	366	352	352	-14	KINORO	355	348	356	1	KINORO	400	378	382	-18	THETA	406	385	398	-8
21 MAKOMBOKI	340	352			MAKOMBOKI	347	352	356	9	NGERE	404	372	382	-22	NDUTI	404	392	397	-7
22 NDARUGU	353	348	352	-1	NGERE	344	348	355	11	WERU	390	372	382	-8	CHINGA	408	392	396	-12
23 THETA	362	350	352	-10	NDUTI	347	350	352	5	MATA	403	380	380	-23	RAGATI	400	388	394	-6
24 THUMAITA	354	352	352	-2	RAGATI	342	345	350	8	KIRU	394	370	380	-14	IKUMBI	410	390	394	-16
25 KIRU	350	350	350	0	KAMBAA	342	348	350	8	NDIMA	396	370	380	-16	KAGWE	404	383	394	-10
26 IGEMBE	356	348	348	-8	KIONYO	350	348	350	0	THUMAITA	390	370	380	-10	KAMBAA	408	394	394	-14
27 NDIMA	357	340	347	-10	KAGWE	342	342	348	6	GITHAMBO	394	372	378	-16	KIRU	400	392	394	-6
28 KAMBAA	346	346	346	0	THETA	344	344	348	4	IGEMBE	392	375	378	-14	MATAARA	400	394	394	-6
29 WERU	348	320	344	-4	THUMAITA	342	342	348	6	KIONYO	396	372	378	-18	GATUNGURU	400	392	392	-8
30 KINORO	347	325	343	-4	GITHAMBO	340	340	347	7	NDARUGU	390	370	378	-12	NDARUGU	406	390	392	-14
31 CHINGA	352	322	342	-10	GISAKURA	322	330	344	22	NDUTI	396	375	378	-18	KIEGOI	404	384	386	-18
32 RAGATI	354	342	342	-12	GATUNGURU	337	340	344	7	KAGWE	394	370	377	-17	KANYENYA	404	384	384	-20
33 GITHAMBO	348	328	342	-6	IRIAINI	337	340	342	5	GACHARAGE	406	375	376	-30	GITHAMBO	381	381		
34 KAGWE	345	310	342	-3	KIRU	332	338	342	10	RAGATI	390	374	374	-16	NSHILI KIVU	382	380	380	-2
35 NDUTI	352	342	342	-10	NDARUGU	330	338	342	12	KAMBAA	394	374	374	-20	MUSHUBI	359	359		
36 RUTSIRO	327	325	340	13	WERU	330	334	342	12	KANYENYA	388	370	374	-14	TEZA	324	334	334	10
37 KANYENYA	348	340	340	-8	MATAARA	335	340	340	5	MATAARA	390	370	374	-16	MOMUL	325	324	327	2
38 RWEGURA	340	340			GACHEGE	334	334	339	5	THETA	394	370	374	-20	MICHI	324	320	320	-4
39 GACHEGE	350	336	336	-14	MATA	342	335	335	-7	IRIAINI	394	372	372	-22	NYANKOBA	307	306	308	1
40 KIONYO	354	320	336	-18	KANYENYA	334	330	330	-4	GACHEGE	392	370	370	-22	SANGANYI	318	303	306	-12
41 GATHUTHI	335	335			MICHI	330	320	328	-2	GISAKURA	368	365	365	-3	KAMARYA	310	300	305	-5
42 MATAARA	340	330	334	-6	MOMUL	316	320	328	12	MUGANZA-KIVU	350	350			KARIRANA	298	292	300	2
43 GISAKURA	315	315	315	0	OLENG	327	320	324	-3	MUSHUBI	342	342			OLENG	314	300	300	-14
44 MICHI	283	256	310	27	NSHILI KIVU	332	322	323	-9	MICHI	384	340	340	-44	PFUNDA	290	300		
45 MUSHUBI	307	307			SANGANYI	310	310	316	6	MOMUL	326	305	330	4	REYNA	294	300	300	6
46 MULINDI	312	225	300	-12	TEZA	316	300	316	0	TEZA	324	318	325	1	TIRGAGA	302	294	300	-2
47 SHAGASHA	300	270	290	-10	MUGANZA-KIVU	315	315			MABAYI	312	312	312	0	CHEMOMI	290	298	298	8
48 MOMUL	282	275	289	7	MABAYI	380	312	312	-68	OLENG	322	300	305	-17	KIBWARI	292	298	298	6
49 OLENG	279	245	282	3	RWEGURA	320	310	312	-8	KAMARYA	298	298	304	6	MARAMBA	294	296	296	2
50 PFUNDA	250	280	280	30	MUSHUBI	310	310			NYANKOBA	316	297	304	-12	NGORONGO	290	294	296	6
51 SANGANYI	278	275	280	2	SHAGASHA	294	290	306	12	SANGANYI	320	300	303	-17	SOKOT	296	292	296	0

52	SOKOT	258	260	280	22	NYANKOBA	301	300	306	5	KARIRANA	298	290	300	2	TAITO	294	295	295	1
53	MWAMU	273	270	278	5	GIANCHORE	298	285	292	-6	CHEMOMI	290	290	300	10	SIRET	288	292	292	4
54	MOKAMA	273	268	276	3	SIONGO	298	285	291	-7	NGORONGO	290	292	298	8	MOKAMA	293	292	292	-1
55	NYARINDA	174	275	275	101	KIP KOIMET	264	280	286	22	SHAGASHA	286	286	298	12	SITOI	280	290	290	10
56	BOITO	269	272	272	3	MOGOGO	279	274	284	5	KIBWARI	294	296	298	4	DL TEAS	292	288	290	-2
57	KAMARYA	260	272			TIRGAGA	286	270	284	-2	KIP KOIMET	294	298	298	4	MOGOGO	297	288	288	-9
58	NYANKOBA	278	270	272	-6	KAPKATET	278	280	284	6	SIONGO	310	290	298	-12	SETYON	282	283	288	6
59	TIRGAGA	269	268	271	2	TOMBE	282	277	284	2	TAITO	294	296	298	4	GIANCHORE	288	288		
60	MOGOGO	266	258	270	4	KARIRANA	286	270	282	-4	REYNA	294	294	296	2	KEPCHOMO	296	288	288	-8
61	GIANCHORE	274	240	269	-5	MOTIGO	276	278	282	6	GIANCHORE	300	280	296	-4	OGEMBO	288	288		
62	KOBEL	267	265	268	1	TEGAT	272	274	281	9	MARAMBA	292	292	294	2	ARROKET	280	284	286	6
63	KAPKATET	271	265	268	-3	BOITO	276	272	280	4	BOITO	296	286	294	-2	TINET	282	276	286	4
64	OGEMBO	272	260	268	-4	EBEREGE	272	272	280	8	CYOHOKA	295	294	294	-1	ITONA	270	286		
65	SIONGO	274	250	268	-6	MUDETE	280	278	280	0	MUDETE	296	290	293	-3	KAPKATET	288	286	286	-2
66	KEPCHOMO	259	260	267	8	ROROK	276	268	280	4	KAPKO	294	280	292	-2	KAPKO	286	280	284	-2
67	CHEBUT	265	240	266	1	KEBIRIGO	278	272	278	0	SIRET	286	290	292	6	METTARORA	280	280	284	4
68	CHELAL	269	266	266	-3	MOKAMA	278	272	278	0	KEBEN	282	292	292	10	KERITOR	278	284	284	6
69	KEBIRIGO	272	266	266	-6	TAITO	282	278	278	-4	KEBIRIGO	296	280	292	-4	TEGAT	290	284	284	-6
70	MUDETE	265	260	266	1	KOBEL	270	270	276	6	TEGAT	298	290	292	-6	BOITO	275	280	283	8
71	TEGAT	265	260	266	1	CHELAL	272	274	276	4	TOMBE	294	284	292	-2	LITEIN	288	283	283	-5
72	NYAMACHE	273	265	265	-8	KAMARYA	282	272	276	-6	CHEBANGO	282	286	290	8	ARC MOUNTAIN	282	282		
73	KAPKO	266	263	264	-2	KAPSARA	273	269	276	3	DL TEAS	292	284	290	-2	MANARET	276	282	282	6
74	EBEREGE	270	260	264	-6	KAPTUMO	272	268	276	4	ITONA	288	290			KIPSINENDE	268	282	282	14
75	KAPSARA	269	200	262	-7	LITEIN	274	272	276	2	KAPSARA	282	279	290	8	MUDETE	284	280	282	-2
76	LITEIN	267	262	262	-5	OGEMBO	274	272	276	2	MOKAMA	294	276	290	-4	CHIMCHIM	272	278	280	8
77	ROROK	265	250	262	-3	PFUNDA	270	275	275	5	MOTIGO	294	286	290	-4	KIBENA	280	280		
78	REYNA	264	255	261	-3	KAPKO	278	270	274	-4	ROROK	294	280	290	-4	MBOGO TEA	278	280	280	2
79	SIRET	246	230	260	14	CHEBANGO	270	262	274	4	SOKOT	288	288	290	2	ROROK	278	279	280	2
80	ITUMBE	265	260	260	-5	KAPSET	270	270	274	4	MASINGI	284	289	289	5	TOIYOI	280	280		
81	KAPSET	267	258	260	-7	KIBWARI	272	268	274	2	OGEMBO	290	278	289	-1	SAPTET	278	278		
82	KAPTUMO	265	194	260	-5	NYAMACHE	282	270	274	-8	KOBEL	277	278	288	11	KYAMUHUNGA	278	278		
83	MOTIGO	265	260	260	-5	REYNA	278	270	272	-6	SETYON	282	279	288	6	TOROR	272	260	278	6
84	KIP KOIMET	258	258			MWAMU	270	270	272	2	TINET	284	274	288	4	BUHWEJU	268	276	276	8
85	TOROR	265	258	258	-7	CHEBUT	269	270	271	2	KAPTUMO	282	275	288	6	CUPATEA	276	276	276	0
86	TOMBE	268	240	255	-13	MULINDI	270	261	270	0	KEPCHOMO	286	286	288	2	KIPKEBE	280	276	276	-4
87	KARIRANA	259	237	250	-9	ITUMBE	272	268	270	-2	SIOMO	280	286	288	8	KIPTENDEN	284	276	276	-8
88	KAYONZA	228	250	250	22	MASINGI	274	270	270	-4	TOROR	284	288	288	4	CHEBUT	270	272	276	6
89	TAITO	250	250	250	0	BONDET	278	268	268	-10	MOGOGO	296	285	287	-9	EBEREGE	270	275	275	5
90	TILYA	180	176	250	70	CHEMOMI	270	260	268	-2	ARROKET	282	274	286	4	KAPTUMO	272	275		
91	MARAMBA	249	240	248	-1	DL TEAS	270	259	268	-2	EMROK	284	286			DINDIRA	270	274	274	4
92	CHEMOMI	242	240	247	5	TOROR	269	266	268	-1	KIPTAGICH	274	274	286	12	ELGON TEA	266	274	274	8
93	EMROK	245	245			SOKOT	266	260	265	-1	MULINDI	286	286			KAISUGU	274	274		
94	KEBEN	212	245	245	33	SIRET	266	258	262	-4	SITOI	280	284	286	6	LELAGOIN	276	274	274	-2
95	MANARET	249	238	240	-9	KEBEN	250	258	260	10	CHEBUT	290	280	286	-4	MUGOMA	266	274	274	8
96	BONDET	239	239			KEPCHOMO	260	260	260	0	BONDET	280	285	285	5	SAKAWA	274	274		
97	MUGOMA	175	217			KERITOR	257	258	258	1	MBOGO TEA	278	280	285	7	ITUMBE	270	274		
98	GISOZI	216	208	212	-4	MANARET	255	247	256	1	KAPKATET	296	284	285	-11	NYAMACHE	274	273	274	0
99	SIOMO	212	198	202	-10	NGORONGO	258	245	255	-3	MWAMU	300	276	285	-15	TILYA	280	274	274	-6
100	KIPTAGICH	198	200			ARROKET	254	240	254	0	TIRGAGA	294	278	284	-10	KABIANGA	278	272	272	-6
101	NGORONGO	200	200	200	0	SETYON	268	250	254	-14	EBEREGE	290	278	284	-6	KAPSET	270	259	272	2
102	SETYON	247	200	200	-47	KIPCHABO	250	248	252	2	KERITOR	276	284	284	8	KAPSARA	264	270		
103	TINET	210	200	200	-10	EMROK	250	250			LITEIN	294	275	284	-10	BUZIRASAGAMA	260	269	269	9
104	DL TEAS	205	195	200	-5	SITOI	262	240	250	-12	MANARET	278	282	282	4	BUGAMBE	262	262	268	6
105	KIPCHABO	202	196	196	-6	MARAMBA	272	247	247	-25	METTARORA	280	280	282	2	SWAZI	258	266	268	10
106	ELGON TEA	195	195			ELGON TEA	250	240	245	-5	KAPSET	288	276	282	-6	ANKOLE	264	260	266	2

107	ARROKET	190	190		KIPTENDEN	261	242	245	-16	KIPSINENDE	264	276	282	18	GLOBAL VILLAGE	260	264	264	4	
108	IGARA	194	188	190	-4	TINET	258	243	243	-15	KAYONZA	270	277	281	11	MUZIZI	262	254	264	2
109	ANKOLE	180	176	182	2	ITONA		225	243		CHIMCHIM	276	275	280	4	KAHUNA	264	256	260	-4
110	BUHWEJU		180	180		KIBENA	234	241	241	7	ELGON TEA	274	279	280	6	KAKONDE	262	260	260	-2
111	ITONA		180	180		KELUNET		240	240		KIBENA	270	280	280	10	MWENGE	258	252	256	-2
112	DINDIRA	175	176	178	3	LELAGOIN	252	226	240	-12	SAPTET	277	274	280	3	LIVINGSTONIA		250	250	
113	KIPKEBE	180	178	178	-2	CHEMAMUL	256	240	240	-16	CHELAL	285	278	280	-5	MUNOBWA	249	250	250	1
114	MWENGE	176	176	178	2	SISIBA	255	240	240	-15	ITUMBE	290	272	280	-10	TORO	256	246	250	-6
115	NYAMBYA		178	178		TILYA	251	240	240	-11	SISIBA	272	278	280	8	KIKO	250	240	246	-4
116	GLOBAL VILLAGE TE	177	177		TOYOI	246	240	240	-6	KAISUGU	272	259	278	6	MABALE		244	244		
117	KIBENA	175	176	176	1	KAYONZA	240	235	238	-2	BWIINDI	270	278	278	8	SALAMA		244	244	
118	KABIANGA		176	176		MUGOMA	242	237	237	-5	KIGEZI HIGHLAN	272	278	278	6	NYARINDA	249	241	241	-8
119	KAKONDE		176	176		KIPTAGICH		236	236		NYAMACHE	292	276	278	-14	KIJURA	249	235	239	-10
120	KIJURA	174	174	176	2	BWIINDI	226	220	236	10	TOYOI	270	274	278	8	NAMAYIBA	238	235	235	-3
121	KIPSINENDE		176	176		KIPSINENDE	234	235	235	1	CUPATEA	274	276	276	2	KWAMKORO		232	232	
122	MWERA	174	176	176	2	SIOMO	237	230	234	-3	KELUNET	278	276	276	-2	KASUNGA		230	230	
123	ARC MOUNTAIN		175	175		CHIMCHIM	230	220	232	2	KIPKEBE	278	272	276	-2	MITYANA	235	225	225	-10
124	BUGAMBE	185	175	175	-10	KIPKEBE	250	228	230	-20	LELAGOIN	274	270	276	2	MWERA		190	194	
125	BUZIRASAGAMA	174	175	175	1	IGARA	230	220	228	-2	CHEMAMUL	274	276	276	2	BONDET				
126	KASAKU	174	175	175	1	MAGURA	242	224	224	-18	KYAMUHUNGA	268	276	276	8	CHA MURRECE				
127	KIKO	174	175	175	1	ARC MOUNTAIN		221	221		ARC MOUNTAIN		274	274		CHA ST.ANTONIO				
128	MUNOBWA	175	175	175	0	BUHWEJU	210	214	218	8	DINDIRA	270	274	274	4	CHEBOSWA				
129	MUZIZI	174	175	175	1	KYAMUHUNGA	212	204	216	4	KIPTENDEN	286	274	274	-12	EMROK				
130	TORO	177	175	175	-2	DINDIRA	200	194	200	0	SAKAWA	274	274	274	0	GISAKURA				
131	CHA ST.ANTON	175	174	174	-1	MUFINDI		198	198		GISOZI	274	274	274	0	GISOVU				
132	RUSEKERE	175	174	174	-1	ANKOLE	196	196	196	0	MATUTA	274	274	274	0	GUMARO				
133	MITYANA	174	174	174	0	KIMUGU		195	195		BUHWEJU	262	272	272	10	JAMJI				
134	SALAMA		174	174		NGOINA		195	195		RWAKA		272	272		KARAMBI				
135	LIVINGSTONIA		172	172		BUZIRASAGAMA	200	195	195	-5	MAGURA	270	270	272	2	KELUNET				
136	KWAMKORO		170	170		GLOBAL VILLAGE	185	191	195	10	TILUET	268	270	272	4	KERICHO				
137	CHA MURRECE					IKANGA	222	192	194	-28	TILYA	280	270	272	-8	KIMUGU				
138	CHEBOSWA					MWENGE	190	192	192	2	MUGOMA	266	270	270	4	KIPTAGICH				
139	CHIMCHIM					KIKO	198	190	190	-8	IKANGA	266	270	270	4	KOBEL				
140	CUPATEA					LIVINGSTONIA		190	190		KABIANGA	278	270	270	-8	KOIWA				
141	GISOVU					MUZIZI	192	190	190	-2	KIPCHABO	274	266	268	-6	KORUMA				
142	GUMARO					NYAMBYA		180	184		SWAZI	256	264	266	10	MABROUKIE				
143	JAMJI					SWAZI	178	180	184	6	BUZIRASAGAM	256	255	265	9	MATA				
144	KAISUGU					BUGAMBE	201	178	180	-21	BUGAMBE	260	262	262	2	MULINDI				
145	KARAMBI					NYARINDA	192	170	179	-13	GLOBAL VILLAGE	256	260	260	4	NGOINA				
146	KASUNGA					KAKONDE	180	170	176	-4	KAKONDE	260	258	260	0	RUBAYA				
147	KELUNET					KASAKU	160	176	176	16	ANKOLE	252	252	254	2	RUSEKERE				
148	KERICHO					LUWALA	170	172	176	6	NYAMBYA	256	254	254	-2	RUTSIRO				
149	KIMUGU					MUNOBWA	175	175	175	0	MUZIZI	260	250	252	-8	RWAKA				
150	KIPTENDEN					KARAMBI	161	166	174	13	KAHUNA		250	250		SHAGASHA				
151	KOIWA					KAHUNA	176	174	174	-2	LIVINGSTONIA		250	250		TAGABI				
152	KORUMA					SALAMA	166	170	174	8	NAMAYIBA		248	248		WUSH WUSH				
153	LELAGOIN					RUSEKERE	165	170	172	7	MWENGE	252	225	248	-4	BWIINDI				
154	MABROUKIE					KIJURA	172	172	172	0	MABALE		240	246		CHEBANGO				
155	MBOGO TEA					MOGENI	185	172	172	-13	MUNOBWA	243	230	246	3	CHELAL				
156	METTARORA					TORO	168	166	170	2	MOGENI	250	235	244	-6	CHEMAMUL				
157	NAMAYIBA					NAMAYIBA	167	168	168	1	TORO	250	235	244	-6	CYOHOKA				
158	NGOINA					KIAMARA	168	164	168	0	NYARINDA	251	238	242	-9	GACHEGE				
159	NSHILI KIVU					MWERA	160	168	168	8	SALAMA	235	220	238	3	GISOZI				
160	RWAKA					MITYANA	162	165	165	3	KIKO	239	235	235	-4	GITHONGO				
161	SAKAWA					CHA MURRECE					KASAKU	238	230	234	-4	HIMA				
162	SAPTET					CHA ST.ANTONIO					KASUNGA		230	230		IGARA				
163	SITOI					CHEBOSWA					KIJURA	241	230	230	-11	IGEMBE				
164	TAGABI					CUPATEA					RUSEKERE	235	227	227	-8	IKANGA				
165	WUSH WUSH					GISOVU					MITYANA	235	224	224	-11	KASAKU				
166	BWIINDI					GUMARO					KIAMARA	227	220	220	-7	KAYONZA				
167	CHEBANGO					JAMJI					MWERA	210	190	200	-10	KEBEN				

CATALOGUE CLOSING FIGURES – 2016 Vs 2015

Sale No.	2015		2016		2017		Diferencial 2017 Vs. 2016	
	Pkgs	Kilos	Pkgs	Kilos	Pkgs	Kilos	Pkgs	Kilos
1	147,165	9,493,191.5	148,451	9,735,654.5	145,178	9,437,045.5	- 3,273	- 298,609.0
2	143,751	9,289,282.5	139,820	9,199,450.0	140,125	8,593,123.5	305	- 606,326.5
3	154,710	9,906,594.5	159,276	10,449,664.5	144,994	9,386,541.5	- 14,282	- 1,063,123.0
4	139,364	8,971,223.5	188,659	12,275,549.0	138,097	8,890,671.5	- 50,562	- 3,384,877.5
5	138,215	8,882,666.0	159,398	10,393,542.0	124,938	8,054,484.0	- 34,460	- 2,339,058.0
6	139,078	8,676,309.0	150,152	9,801,201.0	117,320	7,562,742.7	- 32,832	- 2,238,458.3
7	141,725	9,054,005.0	153,397	9,915,132.0	116,361	7,518,587.5	- 37,036	- 2,396,544.5
8	140,360	8,991,608.0	154,458	10,019,049.5	115,356	7,439,711.0	- 39,102	- 2,579,338.5
9	126,137	8,162,828.5	143,119	9,357,930.0	117,140	7,597,207.0	- 25,979	- 1,760,723.0
10	118,447	7,624,848.5	139,747	9,097,239.0	105,840	6,845,830.5	- 33,907	- 2,251,408.5
11	116,156	7,582,902.0	144,515	9,424,673.5	103,585	6,720,482.5	- 40,930	- 2,704,191.0
12	111,457	7,253,148.5	145,973	9,530,611.0	108,818	7,078,896.5	- 37,155	- 2,451,714.5
13	111,260	7,213,322.0	142,210	9,321,487.0	106,738	6,966,532.5	- 35,472	- 2,354,954.5
14	108,238	7,068,589.0	150,415	9,774,359.5	111,839	7,331,690.5	- 38,576	- 2,442,669.0
15	103,540	6,756,161.5	151,648	9,914,957.5	117,718	7,672,851.0	- 33,930	- 2,242,106.5
16	103,558	6,793,729.5	147,839	9,679,159.0	130,737	8,495,693.0	- 17,102	- 1,183,466.0
17	91,359	5,913,640.0	153,600	10,060,731.0	133,590	8,719,546.0	- 20,010	- 1,341,185.0
18	88,870	5,793,234.0	151,268	10,502,473.0	132,188	8,612,581.5	- 19,080	- 1,889,891.5
19	97,877	6,325,414.5	152,683	9,983,086.0	131,831	8,558,320.5	- 20,852	- 1,424,765.5
20	95,917	6,255,617.5	142,133	9,369,893.0	134,729	8,763,410.0	- 7,404	- 606,483.0
21	105,301	6,860,389.0	144,104	9,509,564.0	131,634	8,550,796.0	- 12,470	- 958,768.0
22	126,760	8,271,169.5	146,216	9,600,156.0	131,700	8,572,204.0	- 14,516	- 1,027,952.0
23	128,075	8,350,540.0	143,286	9,455,061.0	137,700	8,897,500.0	- 5,586	- 557,561.0
24	132,269	8,542,152.5	148,330	9,714,505.0	132,606	8,644,644.0	- 15,724	- 1,069,861.0
25	122,540	7,885,358.5	146,750	9,575,912.5	130,856	8,539,642.0	- 15,894	- 1,036,270.5
26	115,820	7,454,433.5	140,955	9,185,569.0	134,420	8,734,861.0	- 6,535	- 450,708.0
27	103,079	6,497,391.0	128,199	8,441,443.0	137,592	8,961,409.0	9,393	519,966.0
28	104,121	6,623,266.0	129,427	8,405,546.0	139,587	9,082,566.0	10,160	677,020.0
29	108,008	6,955,793.5	124,024	8,100,347.0	136,100	8,885,641.0	12,076	785,294.0
30	108,691	6,959,013.0	116,127	7,517,405.5	127,020	8,224,195.0	10,893	706,789.5
31	105,873	6,799,496.0	118,392	7,648,417.0	116,082	7,525,278.0	- 2,310	- 123,139.0
32	108,114	6,969,936.0	121,941	7,968,002.0	109,583	7,112,977.0	- 12,358	- 855,025.0
33	112,658	7,309,670.0	114,684	7,411,426.0	117,196	7,560,646.0	2,512	149,220.0
34	127,634	8,264,301.0	115,065	7,401,593.0	124,100	7,974,797.0	9,035	573,204.0
35	117,496	7,627,780.0	111,398	7,162,051.0	134,339	8,736,776.0	22,941	1,574,725.0
36	122,536	7,966,281.0	103,211	6,620,776.0	133,343	8,692,718.0	30,132	2,071,942.0
37	126,530	8,203,020.0	105,363	6,801,861.0	131,860	8,589,806.0	26,497	1,787,945.0
38	119,001	7,777,556.0	105,991	6,874,694.0	136,152	8,913,732.0	30,161	2,039,038.0
39	111,481	7,239,521.5	102,399	6,593,834.0	132,480	8,632,611.0	30,081	2,038,777.0
40	101,483	6,622,758.0	93,697	6,101,035.0	129,850	8,468,285.0	36,153	2,367,250.0
41	107,818	7,049,132.0	100,438	6,506,134.0	137,560	8,931,039.0	37,122	2,424,905.0
42	118,170	7,748,847.5	113,860	7,296,708.0	147,380	9,566,121.5	33,520	2,269,413.5
43	120,677	7,928,530.5	113,933	7,409,459.5	143,755	9,362,940.0	29,822	1,953,480.5
44	125,671	8,229,490.0	113,258	7,400,472.0	150,080	9,803,157.5	36,822	2,402,685.5
45	135,680	8,917,671.0	115,579	7,575,449.0	138,321	9,075,225.0	22,742	1,499,776.0
46	147,214	9,690,340.5	118,525	7,716,618.5	151,239	9,885,740.0	32,714	2,169,121.5
47	154,592	10,029,678.0	126,695	8,229,984.0				
48	148,029	9,688,808.0	133,650	8,694,053.5				
49	150,710	9,887,393.0	132,838	8,544,808.0				
50	146,819	9,649,589.0	136,984	8,747,685.0				
51	151,404	9,922,846.0	141,000	9,192,163.0				
Total	6,231,438	403,930,467.0	6,825,080	445,208,574.5	5,949,657	386,171,255.7	- 204,256	- 15,628,625.3



(Please note figures inclusive of reprints)

WEATHER REPORT

KENYA

For the week ending 5th, November, 2017, both West and East of Rift tea growing regions received substantial showers with short durations of sunshine and rather cold during the week under review. Due to drop in Temperatures, a slight decline in green leaf intake to 60-90 tons was recorded in East of Rift whilst Factories in West of Rift were still at 70 to 100 tons and sometimes more.

UGANDA

Fort portal area received 9mm of rainfall and experienced 12⁰C minimum and 25⁰C maximum temperatures, Kibale received 20mm of rainfall and experienced 20⁰C minimum and 32⁰C maximum temperatures, Bushenyi received 28mm of rainfall and experienced 14⁰C minimum and 26⁰C maximum temperatures while Hoima received 29mm of rainfall and experienced 18⁰C minimum and 28⁰C maximum temperatures. Crop levels maintained

COMBROK LIMITED