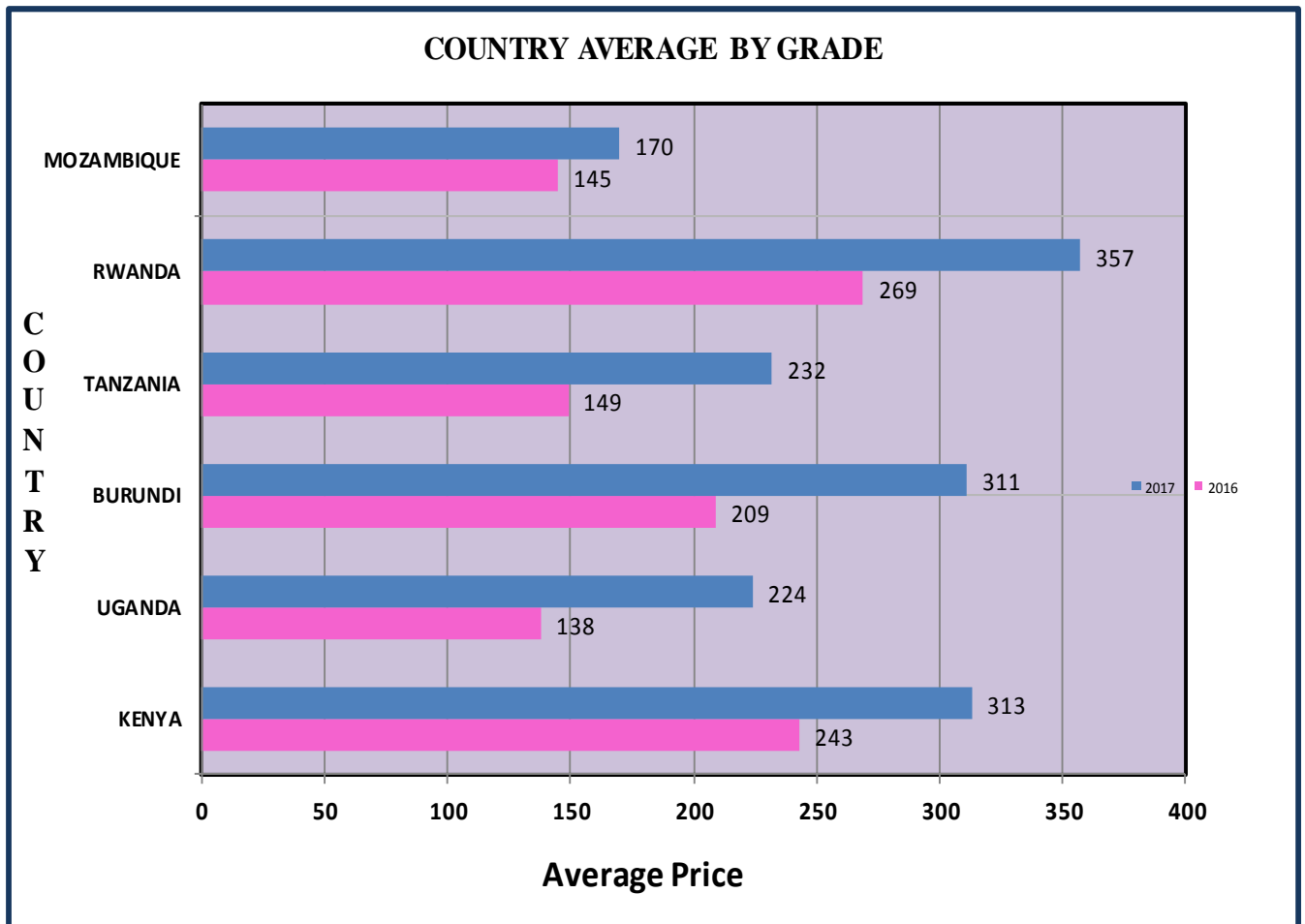




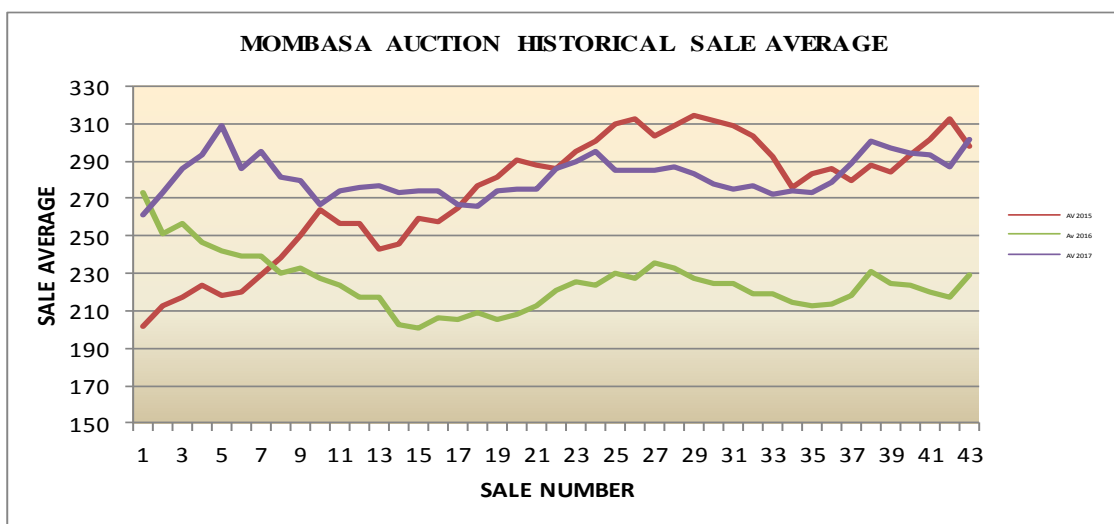
**Mombasa Auction: Country Average Prices in US Cents Sale 43 (2016 vs. 2017)**

COUNTRY	AV 2016	AV 2017 MAIN	BP1	PF1	PD	D1	BP	PF	D	FNGS	BMF
KENYA	243	313	295	306	321	342					
UGANDA	138	224	177	186	251	256					
BURUNDI	209	311	295	313	312	322					
TANZANIA	149	232	175	219	263	266					
RWANDA	269	357	345	348	382	390					
MOZAMBIQUE	145	170	175			154					
ALL AUCTION AVERAGE	229	302	281	297	310	321					



## Mombasa Auction - Historical Averages Comparative 2014 - 2017

SALE NO.	AV 2015	Av 2016	AV 2017	2017 BP1	2017 PF1	2017 PD	2017 D1	2017 BP2	2017 PF2	2017 D2	2017 FNCS	2017 BMF
1	202	273	261	285	289	255	261	171	155	136	140	77
2	213	251	273	294	304	273	269	171	162	142	142	76
3	217	257	286	296	331	290	274	177	169	151	150	84
4	224	247	293	307	340	291	298	190	176	167	160	96
5	218	242	309	297	362	302	306	187	178	182	161	94
6	220	239	286	286	335	291	289	199	181	183	162	103
7	229	239	295	292	341	295	295	191	178	193	158	96
8	238	230	281	286	321	289	291	191	169	161	157	98
9	250	233	280	294	308	284	288	189	167	176	144	89
10	264	227	267	274	301	274	273	192	170	156	151	90
11	257	224	274	267	308	280	278	190	175	170	154	94
12	257	217	276	268	321	271	285	190	177	174	156	92
13	243	217	277	267	310	276	290	217	182	177	159	92
14	246	203	273	267	301	271	284	198	174	166	157	92
15	259	201	274	269	306	270	290	200	179	165	147	90
16	258	206	274	277	310	267	268	197	172	160	143	90
17	265	205	267	266	298	264	285	211	170	159	147	94
18	277	209	266	274	296	259	279	197	173	163	148	92
19	281	205	274	288	305	266	286	204	169	163	148	87
20	291	208	275	291	307	277	274	187	162	166	146	85
21	288	213	275	304	307	273	294	187	161	170	148	83
22	286	221	286	295	317	281	302	207	157	165	149	85
23	295	226	290	297	329	288	308	213	165	170	147	84
24	301	224	295	304	327	301	309	206	166	179	159	85
25	310	230	285	301	314	295	306	200	177	169	150	88
26	313	227	285	291	314	288	310	198	175	172	155	91
27	303	236	285	301	316	277	291	208	181	186	153	92
28	309	233	287	274	320	287	304	195	180	184	157	94
29	314	227	283	286	317	281	300	212	182	181	154	94
30	312	225	278	288	309	280	296	213	186	180	159	96
31	309	225	275	282	303	282	290	198	180	179	159	97
32	303	219	277	273	296	294	311	199	175	191	160	98
33	292	219	272	282	293	286	295	203	180	185	161	103
34	276	215	274	277	293	290	294	204	178	181	165	112
35	283	213	273	272	290	285	304	195	185	189	170	119
36	286	214	279	265	294	299	307	208	191	190	174	124
37	280	218	289	276	304	305	322	209	206	202	185	124
38	288	231	301	278	316	322	329	197	212	209	201	124
39	284	225	297	281	310	319	319	216	196	209	193	124
40	293	224	294	281	299	327	321	208	198	214	185	126
41	302	220	293	281	303	320	332	204	188	207	176	128
42	313	217	287	285	299	310	318	204	180	185	170	126
43	298	229	302	281	297	310	321					
<b>Average</b>	<b>270</b>	<b>225</b>	<b>282</b>	<b>284</b>	<b>310</b>	<b>288</b>	<b>298</b>	<b>198</b>	<b>176</b>	<b>176</b>	<b>158</b>	<b>98</b>





**Actual Packages on offer for coming sale 44 of 06<sup>th</sup> & 07<sup>st</sup> November, 2017  
(By Grade / by Country)**

COUNTRY	BP1	PF1	PD	DUST1	BP/2	PF/2	DUST/2	FNGS/1/2	BMF/1/2	TOTAL
KENYA	19,480	45,360	29,860	9,440	900	740	2,020	4,800	1,480	114,080
UGANDA	2,580	4,260	4,900	3,180	400	1,860	1,280	2,840	2,900	24,200
RWANDA	1,360	1,900	580	280	380	260	260	100	60	5,180
TANZANIA	520	1,360	440	380	200	160	100	420	120	3,700
BURUNDI	360	1,000	280	120	0	0	40	40	0	1,840
ETHIOPIA	0	0	0	0	0	140	460	0	0	600
MOZAMBIQUE	40	0	0	0	80	80	0	200	200	600
<b>Total</b>	<b>24,340.00</b>	<b>53,880.00</b>	<b>36,060.00</b>	<b>13,400.00</b>	<b>1,960.00</b>	<b>3,240.00</b>	<b>4,160.00</b>	<b>8,400.00</b>	<b>4,760.00</b>	<b>150,200.00</b>

**Upcoming Auction Offerings by Country  
Sale no. 44 and 45 / 2017**

COUNTRY	Sale 44/ 2017 (Actual packages)		Sale 45/ 2017		VARIANCE
	Pkgs	Kgs	Pkgs	Kgs	Kgs
KENYA	114,080.00	7,679,164.00	104,282.00	7,038,661.00	(640,503.00)
UGANDA	24,200.00	1,398,116.00	23,739.00	1,380,278.00	(17,838.00)
RWANDA	5,180.00	347,405.50	5,220.00	352,016.00	4,610.50
BURUNDI	1,840.00	111,148.00	2,060.00	131,766.00	20,618.00
TANZANIA	3,700.00	212,736.00	3,020.00	172,504.00	(40,232.00)
ETHIOPIA	600.00	26,372.00	-	-	(26,372.00)
MOZAMBIQUE	600.00	28,216.00	-	-	(28,216.00)
<b>TOTALS:</b>	<b>150,200.00</b>	<b>9,803,157.50</b>	<b>138,321</b>	<b>9,075,225.00</b>	<b>(727,932.50)</b>

## MAIN GRADE COMPARATIVE RANKINGS – SALE 43 2017

Mark	BP1				Mark	PF1				Mark	PD				Mark	DUST1			
	Pre	Lo	High	De		Prev	Low	Hig	Dev		Pre	Low	Hig	De		Prev	Lo	Hig	Dev
1 KITABI	500	500	500	0	KITABI	444	430	464	20	RUBAYA	464	470	470	6	KITABI	454	454		
2 RUBAYA	500	500	500	0	NYABIHU	456	440	451	-5	KITABI	470	460	462	-8	GATHUTHI	437	435	435	-2
3 NYABIHU	500	490	490	-10	RUBAYA	428	417	420	-8	GATHUTHI	419	412	412	-7	KIMUNYE	434	432	433	-1
4 MATA	407	379	415	8	GATHUTHI	402	402	410	8	IMENTI	410	410			IMENTI	430	425	425	-5
5 IMENTI	387	386	412	25	MUNUNGA	390	398	400	10	MUNGANIA	410	400	408	-2	KANGAITA	428	423	424	-4
6 MUNGANIA	388	368	377	-11	RUKURIRI	384	390	396	12	RUKURIRI	414	405	408	-6	KATHANGARIRI	423	412	416	-7
7 GITHONGO	389	372	376	-13	IMENTI	380	386	388	8	GACHARAGE	410	390	406	-4	MUNGANIA	418	412	416	-2
8 KATHANGARIRI	379	370	374	-5	KANGAITA	373	377	386	13	KATHANGARIRI	414	404	404	-10	RUKURIRI	424	416	416	-8
9 RUKURIRI	380	373	374	-6	KIMUNYE	375	380	383	8	KIMUNYE	412	400	404	-8	MUNUNGA	416	412	415	-1
10 GITUGI	380	372	372	-8	MABAYI		322	380		NGERE	417	390	404	-13	NDIMA	418	410	414	-4
11 GATUNGURU	380	368	370	-10	KATHANGARIRI	378	372	378	0	MATA	394	403	403	9	GITUGI	420	410	410	-10
12 NGERE	366	350	368	2	GITHONGO	346	340	368	22	NSHILI KIVU	400	400			IKUMBI	414	405	410	-4
13 TEZA		355	368		MUNGANIA	357	356	362	5	GITHONGO	420	396	400	-20	MAKOMBOKI	418	405	410	-8
14 IRIAINI	364	366	366	2	NDIMA	350	358	360	10	KANGAITA	418	398	400	-18	THUMAITA	414	400	410	-4
15 KANGAITA	368	355	366	-2	KINORO	346	344	355	9	KIEGOI	412	398	400	-12	CHINGA	416	400	408	-8
16 NJUNU	370	362	365	-5	NJUNU	362	350	355	-7	KINORO	416	390	400	-16	KAMBAA	410	408	408	-2
17 KIMUNYE	363	355	364	1	GITUGI	352	350	354	2	MUNUNGA	414	394	400	-14	NGERE	414	404	408	-6
18 THETA	366	358	362	-4	KIEGOI	344	340	353	9	CHINGA	412	394	398	-14	NJUNU	414	406	408	-6
19 GACHARAGE	368	360	360	-8	CHINGA	342	342	350	8	GITUGI	406	394	398	-8	GACHARAGE	410	406	406	-4
20 IKUMBI	368	355	360	-8	GACHARAGE	350	348	350	0	NJUNU	410	390	398	-12	NDARUGU	412	406	406	-6
21 KIEGOI	362	360	360	-2	KIONYO	340	348	350	10	IKUMBI	407	390	396	-11	THETA	410	404	406	-4
22 MUNUNGA	372	352	360	-12	MAKOMBOKI	342	342	347	5	KIONYO	416	392	396	-20	KAGWE	410	400	404	-6
23 NDIMA	368	355	357	-11	NDUTI	340	340	347	7	NDIMA	414	392	396	-18	KANYENYA	410	390	404	-6
24 IGEMBE	345	350	356	11	NGERE	344	341	344	0	NDUTI	412	390	396	-16	KIEGOI	414	400	404	-10
25 NSHILI KIVU	350	348	355	5	THETA	340	340	344	4	GITHAMBO	410	390	394	-16	KINORO	414	400	404	-10
26 RAGATI	358	354	354	-4	MATA	345	340	342	-3	IRIAINI	410	390	394	-16	KIONYO	416	404	404	-12
27 KIONYO	355	330	354	-1	RAGATI	340	340	342	2	KAGWE	414	390	394	-20	NDUTI	405	404	404	-1
28 THUMAITA	358	340	354	-4	IKUMBI	342	340	342	0	KAMBAA	410	390	394	-16	RAGATI	412	400	400	-12
29 NDARUGU	358	345	353	-5	KAGWE	339	340	342	3	KIRU	409	390	394	-15	GATUNGURU	405	400	400	-5
30 CHINGA	352	345	352	0	KAMBAA	342	342	342	0	MAKOMBOKI	412	392	394	-18	GITHONGO	400	400		
31 NDUTI	355	352	352	-3	THUMAITA	337	332	342	5	THETA	414	390	394	-20	IRIAINI	412	400	400	-12
32 GACHEGE	357	347	350	-7	GITHAMBO	337	335	340	3	GACHEGE	408	386	392	-16	KIRU	412	400	400	-12
33 KIRU	370	350	350	-20	GATUNGURU	340	335	337	-3	GATUNGURU	408	392	392	-16	MATAARA	407	400	400	-7
34 GITHAMBO	350	342	348	-2	IRIAINI	339	334	337	-2	IGEMBE	412	392	392	-20	IGEMBE	399	399		
35 KANYENYA	356	345	348	-8	IGEMBE		335	335		RAGATI	407	390	390	-17	GACHEGE	405	390	398	-7
36 WERU	352	340	348	-4	MATAARA	332	332	335	3	MATAARA	410	390	390	-20	WERU	394	380	384	-10
37 KINORO	356	326	347	-9	GACHEGE	325	322	334	9	NDARUGU	412	390	390	-22	NSHILI KIVU	382	382		
38 KAMBAA	356	345	346	-10	KANYENYA	324	332	334	10	THUMAITA	412	390	390	-22	MATA	370	380	380	10
39 KAGWE	354	330	345	-9	KARONGI	332	332	332	0	WERU	400	388	390	-10	KARONGI	360	370	370	10
40 RUKERI		345	345		NSHILI KIVU	319	325	332	13	KANYENYA	409	386	388	-21	GISAKURA	368	365	365	-3
41 MATAARA	349	340	340	-9	KIRU	330	330	332	2	MICHI	407	380	384	-23	MOMUL	324	320	325	1
42 RUTSIRO		327	327		MICHI	320	322	330	10	GISAKURA	364	368	368	4	MICHI	320	324	324	4
43 GISAKURA	320	315	315	-5	NDARUGU	335	330	330	-5	RWEGURA		330	330		TEZA	324	324		
44 MULINDI	310	290	312	2	WERU	335	330	330	-5	MOMUL	320	320	326	6	IJENDA	320	320		
45 SHAGASHA	290	285	300	10	OLENG	320	315	327	7	TEZA	314	320	324	10	SANGANYI	305	318	318	13
46 MICHI	294	260	283	-11	GISAKURA	320	320	322	2	OLENG	325	318	322	-3	OLENG	316	312	314	-2
47 MOMUL	288	275	282	-6	RWEGURA	315	320	320	5	SANGANYI	314	320	320	6	KAMARYA	300	300	310	10
48 OLENG	295	260	279	-16	MOMUL	316	312	316	0	NYANKOBA	316	310	316	0	NYANKOBA	307	307		
49 NYANKOBA	292	270	278	-14	TEZA	302	304	316	14	MABAYI	300	312	312	12	SIONGO	307	307		
50 SANGANYI	274	270	278	4	SANGANYI	305	304	310	5	SIONGO	312	302	310	-2	TIRGAGA	302	302		
51 GIANCHORE	276	270	274	-2	IJENDA	290	290	302	12	GIANCHORE	312	290	300	-12	KARIRANA	294	296	298	4
52 SIONGO	280	270	274	-6	NYANKOBA	302	294	301	-1	MWAMU	302	300	300	-2	CHEBANGO	298	298		
53 MOKAMA	278	265	273	-5	GIANCHORE	288	294	298	10	KARIRANA	290	290	298	8	MOGOGO	287	297	297	10
54 MWAMU	265	273	273	8	SIONGO	303	292	298	-5	KAMARYA	292	294	298	6	KEPCHOMO	280	294	296	16
55 NYAMACHE	276	273	273	-3	SHAGASHA	284	288	294	10	TEGAT	294	292	298	4	SOKOT	286	296	296	10

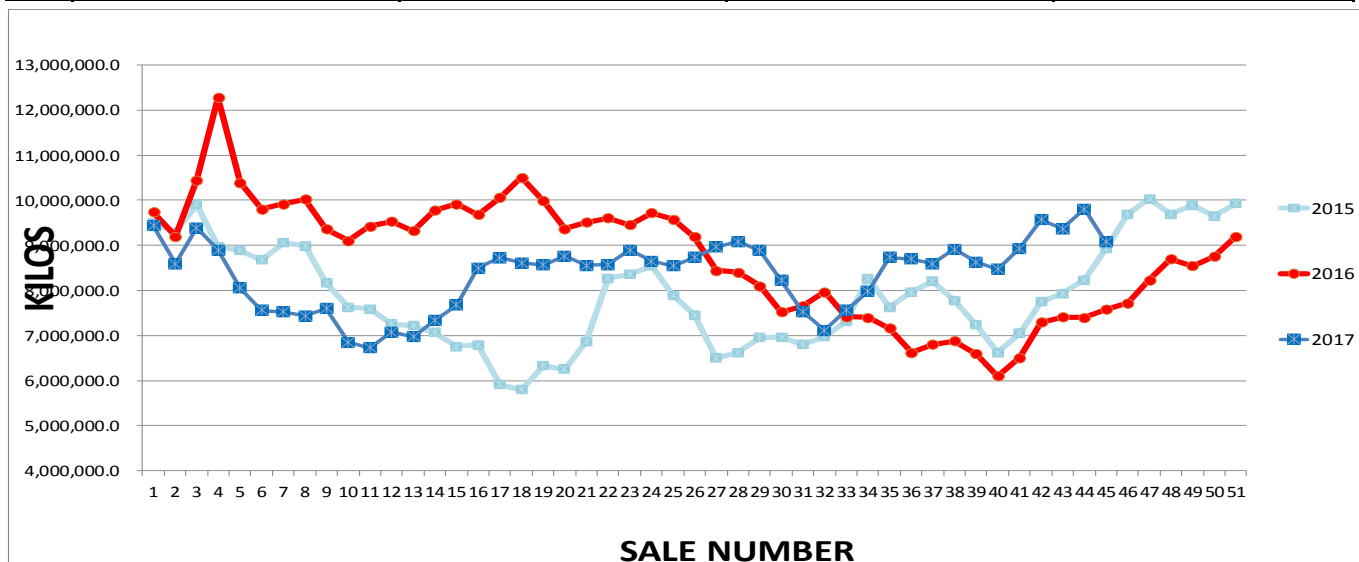
56	KEBIRIGO	278	270	272	-6	KARIRANA	276	270	286	10	MOGOGO	286	288	296	10	MARAMBA	288	294	294	6
57	OGEMBO	276	267	272	-4	TIRGAGA	280	276	286	6	BOITO	300	290	296	-4	REYNA	284	294	294	10
58	KAPKATET	271	265	271	0	KAMARYA	270	276	282	12	KAPKATET	300	294	296	-4	TAITO	294	294		
59	EBEREGE	273	267	270	-3	NYAMACHE	274	270	282	8	KEBIRIGO	290	290	296	6	MOKAMA	299	293	293	-6
60	IJENDA	265	270	270	5	TAITO	280	282	282	2	MUDETE	294	294	296	2	DL TEAS	274	284	292	18
61	TIRGAGA	276	265	269	-7	TOMBE	276	276	282	6	CYOHOKA	276	295	295	19	KIBWARI	286	290	292	6
62	CHEBANGO	248	269	269	21	MUDETE	277	278	280	3	KAPKO	294	292	294	0	NGORONGO	284	288	290	6
63	CHELAL	278	262	269	-9	MOGOGO	283	275	279	-4	REYNA	290	294	294	4	CHEMOMI	284	290	290	6
64	KAPSARA	268	262	269	1	BONDET	270	276	278	8	TIRGAGA	300	284	294	-6	TEGAT	280	290		
65	BOITO	276	267	268	-8	KAPKO	269	268	278	9	KIBWARI	288	294	294	6	TOMBE	290	290		
66	TOMBE	276	265	268	-8	REYNA	270	278	278	8	KIP KOIMET	290	290	294	4	SIRET	286	288	288	2
67	KOBEL	271	260	267	-4	KAPKATET	281	270	278	-3	LITEIN	294	292	294	0	KAPKATET	282	286	288	6
68	KAPSET	269	267	267	-2	KEBIRIGO	276	272	278	2	MOKAMA	298	290	294	-4	LITEIN	288	288		
69	LITEIN	276	265	267	-9	MOKAMA	277	270	278	1	MOTIGO	290	290	294	4	MWAMU	278	288		
70	KAPKO	265	265	266	1	BOITO	270	270	276	6	ROROK	294	285	294	0	KAPKO	282	280	286	4
71	MOGOGO	265	265	266	1	MOTIGO	267	270	276	9	TAITO	292	294	294	2	KIPTENDEN	268	284	284	16
72	CHEBUT	268	265	265	-3	ROROK	271	270	276	5	TOMBE	292	280	294	2	MUDETE	287	282	284	-3
73	ITUMBE	273	265	265	-8	LITEIN	269	270	274	5	MARAMBA	288	290	292	4	SETYON	274	281	282	8
74	KAPTUMO	271	265	265	-6	MASINGI	264	266	274	10	DL TEAS	274	278	292	18	TINET	274	282	282	8
75	MOTIGO	266	265	265	-1	OGEMBO	272	270	274	2	NYAMACHE	296	285	292	-4	ARROKET	272	278	280	8
76	MUDETE	265	260	265	0	KAPSARA	268	267	273	5	NGORONGO	284	288	290	6	KIPKEBE	266	280	280	14
77	ROROK	265	260	265	0	MARAMBA	268	266	272	4	CHEBUT	290	290	290	0	METTARORA	272	268	280	8
78	TEGAT	272	265	265	-7	CHELAL	276	270	272	-4	CHEMOMI	288	286	290	2	SITOI	270	280	280	10
79	TOROR	273	262	265	-8	EBEREGE	276	270	272	-4	EBEREGE	296	290	290	-6	TAGABI	280	280		
80	REYNA	254	264	264	10	ITUMBE	276	270	272	-4	ITUMBE	294	280	290	-4	TILYA	264	280	280	16
81	KARIRANA	254	245	259	5	KAPTUMO	271	265	272	1	OGEMBO	290	286	290	0	KOIWA	262	278		
82	KEPCHOMO	256	250	259	3	KIBWARI	268	268	272	4	KAPSET	290	280	288	-2	MBOGO TEA	272	278	278	6
83	SOKOT	255	250	258	3	TEGAT	267	268	272	5	SOKOT	284	286	288	4	KABIANGA	260	278	278	18
84	KIBWARI	261	245	251	-10	METTARORA	258	250	271	13	KIPTENDEN	268	282	286	18	KERITOR	268	278	278	10
85	PFUNDA	258	250	250	-8	KOBEL	275	267	270	-5	SHAGASHA	278	286	286	8	ROROK	270	278	278	8
86	MASINGI	247	250			MULINDI	270	265	270	0	SIRET	277	284	286	9	CHEBOSWA	268	276		
87	TAITO	254	250	250	-4	PFUNDA	260	268	270	10	KEPCHOMO	280	284	286	6	CUPATEA	260	274	276	16
88	MANARET	245	249	249	4	CHEBANGO	268	268	270	2	TINET	270	278	284	14	LELAGOIN	276	276		
89	MARAMBA	234	249	249	15	CHEMOMI	266	266	270	4	MASINGI	284	284		MANARET	266	276	276	10	
90	SETYON	210	190	247	37	DL TEAS	260	250	270	10	TOROR	290	280	284	-6	KIPCHABO	276	276		
91	SIRET	251	240	246	-5	KAPSET	269	268	270	1	ARROKET	268	278	282	14	KOBEL	275	275		
92	CHEMOMI	257	240	242	-15	MWAMU	276	270	270	-6	SETYON	272	279	282	10	BOITO	285	275	275	-10
93	GISOZI	216	216			CHEBUT	271	267	269	-2	CHEBANGO	275	280	282	7	KIBWELE	262	274		
94	KEBEN	212	212	212	0	TOROR	268	265	269	1	CHELAL	285	280	282	-3	NYAMACHE	270	274	274	4
95	SIOMO	215	212	212	-3	SETYON	260	268	268	8	KAPSARA	282	282		CHIMCHIM	262	272	272	10	
96	TINET	200	210	210	10	SIRET	252	260	266	14	KAPTUMO	287	280	282	-5	TOROR	270	272	272	2
97	DL TEAS	200	190	205	5	SOKOT	260	260	266	6	KEBEN	282	282		DINDIRA	246	270	270	24	
98	KIPCHABO	195	200	202	7	KIP KOIMET	258	256	264	6	BONDET	272	280	280	8	KELUNET	262	270	270	8
99	MBOGO TEA	200	200			SITOI	243	250	262	19	METTARORA	270	268	280	10	CHEBUT	270	270		
100	NGORONGO	200	200	200	0	KIPTENDEN	252	257	261	9	SITOI	266	278	280	14	CHELAL	270	270		
101	IGARA	190	188	194	4	KEPCHOMO	250	258	260	10	SIOMO	269	277	280	11	EBEREGE	275	270	270	-5
102	TOYOI	180	180	190	10	NGORONGO	257	254	258	1	TILYA	264	278	280	16	IGARA	264	270	270	6
103	BWINDI	183	188	188	5	TINET	254	250	258	4	KELUNET	264	262	278	14	KAPSET	270	270		
104	BUGAMBE	175	185	185	10	KERITOR	260	257	257	-3	KIPKEBE	266	278	278	12	BUHWEJU	262	268	268	6
105	KIPKEBE	177	180	180	3	CHEMAMUL	250	256	256	6	MANARET	268	276	278	10	KIPSINENDE	260	264	268	8
106	ANKOLE	184	178	180	-4	MANARET	254	250	255	1	MBOGO TEA	270	278	278	8	ELGON TEA	259	266	266	7
107	TILYA	185	180	180	-5	GISOZI	255	255			KABIANGA	260	272	278	18	MUGOMA	260	266	266	6
108	TORO	176	175	177	1	SISIBA	255	255	255	0	KOBEL	282	275	277	-5	IKANGA	266	266		
109	IKANGA	174	176			ARROKET	256	250	254	-2	SAPTET	266	275	277	11	ANKOLE	252	256	264	12
110	MOGENI	175	176			MBOGO TEA	240	254	254	14	CHIMCHIM	260	274	276	16	KAHUNA	248	264	264	16

111	MWENGE	176	176	176	0	KAPSONGOI	250	254	254	4	KERITOR	268	274	276	8	BUGAMBE	252	262	262	10
112	SWAZI	180	176	176	-4	LELAGOIN	230	235	252	22	CUPATEA	260	274	274	14	KAKONDE	248	260	262	14
113	CHA ST.ANTON	177	175	175	-2	TILUET	265	252	252	-13	ELGON TEA	263	266	274	11	MUZIZI	248	262	262	14
114	DINDIRA	178	175	175	-3	TILYA	235	239	251	16	KIPTAGICH	270	274	274	4	BUZIRASAGAMA	246	260		
115	KERICHO	177	175	175	-2	ELGON TEA		246	250		LELAGOIN	262	272	274	12	GLOBAL VILLAGE TEA	256	260		
116	KIBENA		175	175		KIPKEBE	249	250	250	1	SAKAWA	264	273	274	10	MWENGE	244	256	258	14
117	RUSEKERE	176	175	175	-1	KEBEN	258	250	250	-8	CHEMAMUL	262	274	274	12	SWAZI	241	258	258	17
118	CHIVANJEE	176	175	175	-1	KIPCHABO	254	245	250	-4	GISOZI		274	274		TORO	235	254	256	21
119	KIGUMBA	177	175	175	-2	KAISUGU	250	247	247	-3	KIPCHABO	263	274	274	11	CHIVANJEE	250	250		
120	MUNOBWA	176	175	175	-1	SAPTET		247	247		MATUTA		272	274		KIKO	242	244	250	8
121	BUZIRASAGAMA	182	174	174	-8	TOIYOI	248	246	246	-2	KAISUGU	262	272	272	10	MOGENI	244	249	250	6
122	KASAKU		174	174		MUGOMA	220	180	242	22	KIBWELE		250	272		KIJURA	238	243	249	11
123	KIAMARA		174	174		MAGURA	234	232	242	8	KIGEZI HIGHLAN	260	268	272	12	MUNOBWA	235	249	249	14
124	KIJURA	178	174	174	-4	KAYONZA	236	240	240	4	SISIBA	262	272	272	10	NYARINDA	249	249		
125	KIKO	177	174	174	-3	KIBWELE		210	237		DINDIRA	246	270	270	24	NAMAYIBA	238	238		
126	MITYANA	176	174	174	-2	SIOMO	244	235	237	-7	KIBENA		270	270		RUSEKERE	242	235	235	-7
127	MUZIZI	178	174	174	-4	KIBENA		228	234		BWIINDI	260	268	270	10	MITYANA	235	235		
128	MWERA		174	174		KABIANGA	230	230	234	4	KAYONZA	268	268	270	2	CHA MURRECE	144	154	154	10
129	NYARINDA		172	174		KIPSINENDE	230	230	234	4	MAGURA	255	268	270	15	BONDET				
130	ARROKET					CHIMCHIM	230	230	230	0	TOIYOI	266	270	270	4	CHA ST.ANTONIO				
131	BONDET					CUPATEA	234	230	230	-4	IGARA	262	268	268	6	KAISUGU				
132	BUHWEJU					IGARA	218	226	230	12	KAPSONGOI	260	268	268	8	KARAMBI				
133	CHA MURRECE					BWIINDI	214	226	226	12	KYAMUHUNGA	259	266	268	9	KERICHO				
134	CHEBOSWA					IKANGA		180	222		TILUET	260	268	268	8	KIBENA				
135	CHIMCHIM					KYAMUHUNGA	196	206	212	16	MUGOMA	260	260	266	6	KIPTAGICH				
136	CUPATEA					BUHWEJU	198	206	210	12	IKANGA		258	266		MULINDI				
137	ELGON TEA					KIGEZI HIGHLANI	185	206	206	21	KIPSINENDE	260	260	264	4	PFUNDA				
138	KAISUGU					BUGAMBE	190	201	201	11	BUHWEJU		260	262		RUBAYA				
139	KARAMBI					DINDIRA	192	185	200	8	BUGAMBE	256	260	260	4	RUTSIRO				
140	KARONGI					BUZIRASAGAMA	189	200	200	11	KAKONDE	248	260	260	12	SAKAWA				
141	KELUNET					KIKO	200	190	198	-2	MUZIZI	246	250	260	14	SAPTET				
142	KIBWELE					ANKOLE	198	192	196	-2	BUZIRASAGAM	244	244	256	12	SHAGASHA				
143	KIPTAGICH					MUZIZI	196	192	192	-4	GLOBAL VILLAC	238	250	256	18	BWIINDI				
144	KIPTENDEN					NYARINDA	172	180	192	20	NYAMBYA	254	256	256	2	CHEMAMUL				
145	KOIWA					MWENGE	174	180	190	16	SWAZI	241	256	256	15	CYOHOKA				
146	LELAGOIN					GLOBAL VILLAGE	177	185	185	8	ANKOLE	260	246	252	-8	GIANCHORE				
147	METTARORA					MOGENI	178	175	185	7	MWENGE	240	238	252	12	GISOZI				
148	MUGOMA					CHIVANJEE	190	180	180	-10	NYARINDA	246	243	251	5	GITHAMBO				
149	NAMAYIBA					KAKONDE	170	168	180	10	MOGENI	244	235	250	6	ITUMBE				
150	SAKAWA					SWAZI	188	160	178	-10	TORO	235	225	250	15	KAPSARA				
151	SAPTET					KAHUNA		170	176		CHIVANJEE	246	247	247	1	KAPSONGOI				
152	SITOI					MUNOBWA	176	175	175	-1	LUWALA	232	230	244	12	KAPTUMO				
153	TAGABI					KIJURA		170	172		MUNOBWA	235	235	243	8	KASAKU				
154	CHEMAMUL					LUWALA	168	166	170	2	KIJURA	230	237	241	11	KAYONZA				
155	CYOHOKA					KIAMARA	164	168	168	4	KIKO	236	237	239	3	KEBEN				
156	GATHUTHI					TORO	163	168	168	5	KASAKU	230	236	238	8	KEBIRIGO				
157	GLOBAL VILLAGE TEA					NAMAYIBA		167	167		RUSEKERE	232	235	235	3	KIAMARA				
158	KABIANGA					SALAMA	165	166	166	1	MITYANA	228	235	235	7	KIGEZI HIGHLAND				
159	KAHUNA					RUSEKERE	170	165	165	-5	SALAMA	228	235	235	7	KIGUMBA				
160	KAKONDE					MITYANA	162	162	162	0	KIAMARA	230	227	227	-3	KIP KOIMET				
161	KAMARYA					KARAMBI	158	160	161	3	KIGUMBA		222	225		KYAMUHUNGA				
162	KAPSONGOI					KASAKU	158	160	160	2	MWERA		210	210		LUWALA				
163	KAYONZA					MWERA		160	160		CHA MURRECE					MABAYI				



## CATALOGUE CLOSING FIGURES – 2016 Vs 2015

Sale No.	2015		2016		2017		Differential 2017 Vs. 2016	
	Pkgs	Kilos	Pkgs	Kilos	Pkgs	Kilos	Pkgs	Kilos
1	147,165	9,493,191.5	148,451	9,735,654.5	145,178	9,437,045.5	- 3,273	- 298,609.0
2	143,751	9,289,282.5	139,820	9,199,450.0	140,125	8,593,123.5	305	- 606,326.5
3	154,710	9,906,594.5	159,276	10,449,664.5	144,994	9,386,541.5	- 14,282	- 1,063,123.0
4	139,364	8,971,223.5	188,659	12,275,549.0	138,097	8,890,671.5	- 50,562	- 3,384,877.5
5	138,215	8,882,666.0	159,398	10,393,542.0	124,938	8,054,484.0	- 34,460	- 2,339,058.0
6	139,078	8,676,309.0	150,152	9,801,201.0	117,320	7,562,742.7	- 32,832	- 2,238,458.3
7	141,725	9,054,005.0	153,397	9,915,132.0	116,361	7,518,587.5	- 37,036	- 2,396,544.5
8	140,360	8,991,608.0	154,458	10,019,049.5	115,356	7,439,711.0	- 39,102	- 2,579,338.5
9	126,137	8,162,828.5	143,119	9,357,930.0	117,140	7,597,207.0	- 25,979	- 1,760,723.0
10	118,447	7,624,848.5	139,747	9,097,239.0	105,840	6,845,830.5	- 33,907	- 2,251,408.5
11	116,156	7,582,902.0	144,515	9,424,673.5	103,585	6,720,482.5	- 40,930	- 2,704,191.0
12	111,457	7,253,148.5	145,973	9,530,611.0	108,818	7,078,896.5	- 37,155	- 2,451,714.5
13	111,260	7,213,322.0	142,210	9,321,487.0	106,738	6,966,532.5	- 35,472	- 2,354,954.5
14	108,238	7,068,589.0	150,415	9,774,359.5	111,839	7,331,690.5	- 38,576	- 2,442,669.0
15	103,540	6,756,161.5	151,648	9,914,957.5	117,718	7,672,851.0	- 33,930	- 2,242,106.5
16	103,558	6,793,729.5	147,839	9,679,159.0	130,737	8,495,693.0	- 17,102	- 1,183,466.0
17	91,359	5,913,640.0	153,600	10,060,731.0	133,590	8,719,546.0	- 20,010	- 1,341,185.0
18	88,870	5,793,234.0	151,268	10,502,473.0	132,188	8,612,581.5	- 19,080	- 1,889,891.5
19	97,877	6,325,414.5	152,683	9,983,086.0	131,831	8,558,320.5	- 20,852	- 1,424,765.5
20	95,917	6,255,617.5	142,133	9,369,893.0	134,729	8,763,410.0	- 7,404	- 606,483.0
21	105,301	6,860,389.0	144,104	9,509,564.0	131,634	8,550,796.0	- 12,470	- 958,768.0
22	126,760	8,271,169.5	146,216	9,600,156.0	131,700	8,572,204.0	- 14,516	- 1,027,952.0
23	128,075	8,350,540.0	143,286	9,455,061.0	137,700	8,897,500.0	- 5,586	- 557,561.0
24	132,269	8,542,152.5	148,330	9,714,505.0	132,606	8,644,644.0	- 15,724	- 1,069,861.0
25	122,540	7,885,358.5	146,750	9,575,912.5	130,856	8,539,642.0	- 15,894	- 1,036,270.5
26	115,820	7,454,433.5	140,955	9,185,569.0	134,420	8,734,861.0	- 6,535	- 450,708.0
27	103,079	6,497,391.0	128,199	8,441,443.0	137,592	8,961,409.0	9,393	519,966.0
28	104,121	6,623,266.0	129,427	8,405,546.0	139,587	9,082,566.0	10,160	677,020.0
29	108,008	6,955,793.5	124,024	8,100,347.0	136,100	8,885,641.0	12,076	785,294.0
30	108,691	6,959,013.0	116,127	7,517,405.5	127,020	8,224,195.0	10,893	706,789.5
31	105,873	6,799,496.0	118,392	7,648,417.0	116,082	7,525,278.0	- 2,310	- 123,139.0
32	108,114	6,969,936.0	121,941	7,968,002.0	109,583	7,112,977.0	- 12,358	- 855,025.0
33	112,658	7,309,670.0	114,684	7,411,426.0	117,196	7,560,646.0	2,512	149,220.0
34	127,634	8,264,301.0	115,065	7,401,593.0	124,100	7,974,797.0	9,035	573,204.0
35	117,496	7,627,780.0	111,398	7,162,051.0	134,339	8,736,776.0	22,941	1,574,725.0
36	122,536	7,966,281.0	103,211	6,620,776.0	133,343	8,692,718.0	30,132	2,071,942.0
37	126,530	8,203,020.0	105,363	6,801,861.0	131,860	8,589,806.0	26,497	1,787,945.0
38	119,001	7,777,556.0	105,991	6,874,694.0	136,152	8,913,732.0	30,161	2,039,038.0
39	111,481	7,239,521.5	102,399	6,593,834.0	132,480	8,632,611.0	30,081	2,038,777.0
40	101,483	6,622,758.0	93,697	6,101,035.0	129,850	8,468,285.0	36,153	2,367,250.0
41	107,818	7,049,132.0	100,438	6,506,134.0	137,560	8,931,039.0	37,122	2,424,905.0
42	118,170	7,748,847.5	113,860	7,296,708.0	147,380	9,566,121.5	33,520	2,269,413.5
43	120,677	7,928,530.5	113,933	7,409,459.5	143,755	9,362,940.0	29,822	1,953,480.5
44	125,671	8,229,490.0	113,258	7,400,472.0	150,080	9,803,157.5	36,822	2,402,685.5
45	135,680	8,917,671.0	115,579	7,575,449.0	138,321	9,075,225.0	22,742	1,499,776.0
46	147,214	9,690,340.5	118,525	7,716,618.5				
47	154,592	10,029,678.0	126,695	8,229,984.0				
48	148,029	9,688,808.0	133,650	8,694,053.5				
49	150,710	9,887,393.0	132,838	8,544,808.0				
50	146,819	9,649,589.0	136,984	8,747,685.0				
51	151,404	9,922,846.0	141,000	9,192,163.0				
<b>Total</b>	<b>6,231,438</b>	<b>403,930,467.0</b>	<b>6,825,080</b>	<b>445,208,574.5</b>	<b>5,798,418</b>	<b>376,285,515.7</b>	<b>- 236,970</b>	<b>-17,797,746.8</b>



**SALE NUMBER**

## WEATHER REPORT

### KENYA

For the week ending 29<sup>th</sup>, October, 2017, both West and East of Rift tea growing regions experienced sunny intervals accompanied by alternate showers throughout the week under review. Factories were full to their capacities with Green leaf intake ranging between 70-100 tons and sometimes more. This trend is expected to be sustained in the month of November if the current weather continues to prevail. The ongoing workers strike has affected some plantations in Kericho, Sotik and partly Kiambu area and so some factories did not process leaf during the week under review. Out-growers affiliated to these estates have diverted their leaf to some of the private factories. Therefore, production from these plantations will significantly be affected whilst production from private factories is expected to increase substantially.

### UGANDA

Fort portal area received 45mm of rainfall and experienced 17<sup>0</sup>C minimum and 29<sup>0</sup>C maximum temperatures, Kibale received 38mm of rainfall and experienced 20<sup>0</sup>C minimum and 32<sup>0</sup>C maximum temperatures, Bushenyi received 6mm of rainfall and experienced 15<sup>0</sup>C minimum and 28<sup>0</sup>C maximum temperatures while Hoima received 19mm of rainfall and experienced 18<sup>0</sup>C minimum and 26<sup>0</sup>C maximum temperatures. Crop levels remained within the previous week's levels.

**COMBROK LIMITED**

Y 2017/10/29 10:00:00 AM