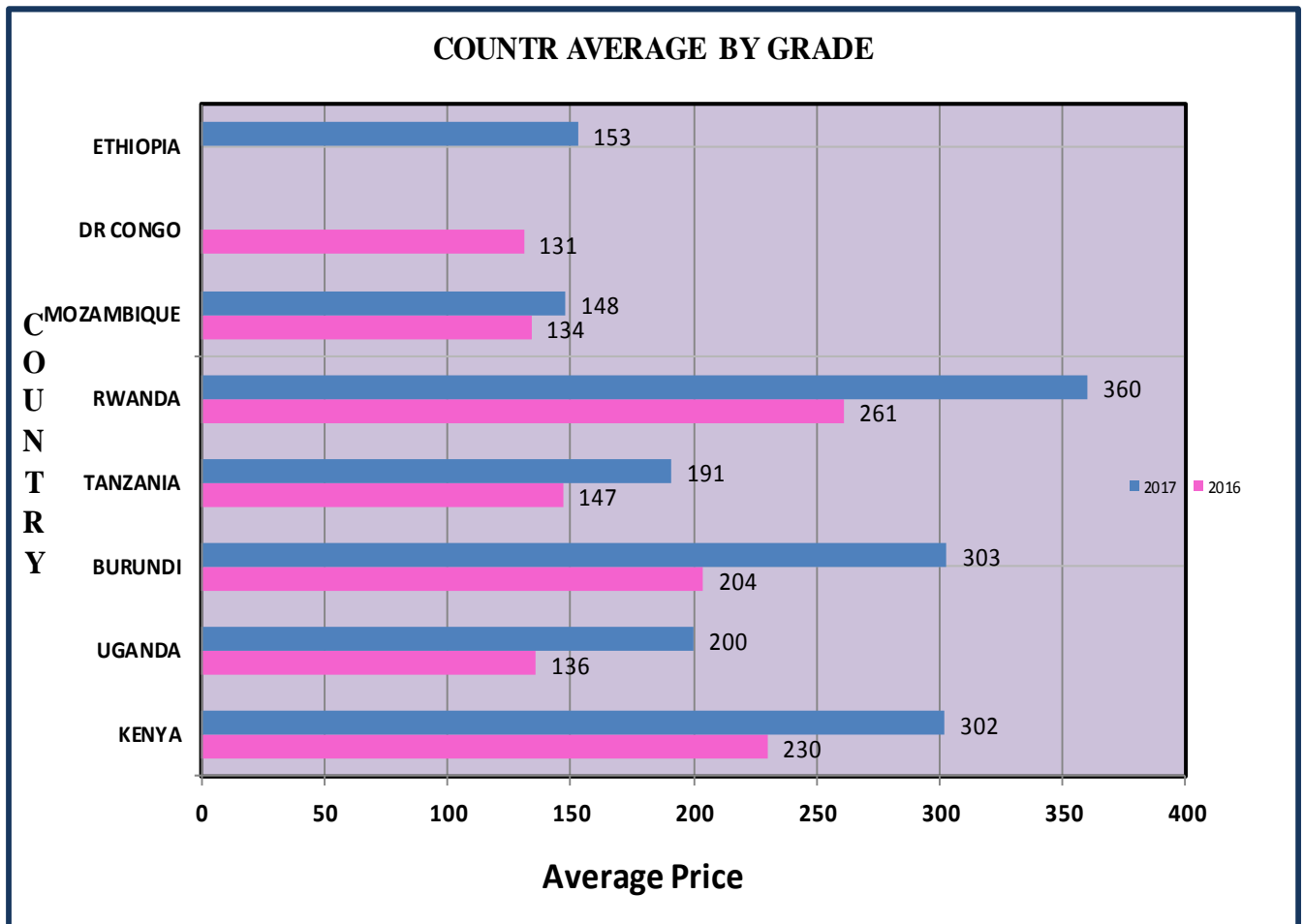


Mombasa Auction: Country Average Prices in US Cents Sale 42 (2016 vs. 2017)

COUNTRY	AV 2016	AV 2017	BP1	PF1	PD	D1	BP	PF	D	FNGS	BMF
KENYA	230	302	291	305	320	343	193	190	181	176	129
UGANDA	136	200	179	184	244	246	176	175	203	155	125
BURUNDI	204	303	315	303	306				217	227	
TANZANIA	147	191	180	195	255	251	174	170	163	159	133
RWANDA	261	360	397	368	351	373	288	272	242	265	
MOZAMBIQUE	134	148	176			144	174	151	151	146	110
DR CONGO	131										
ETHIOPIA		153						168	147		
ALL AUCTION AVERAGE	217	287	285	299	310	318	204	180	185	170	126

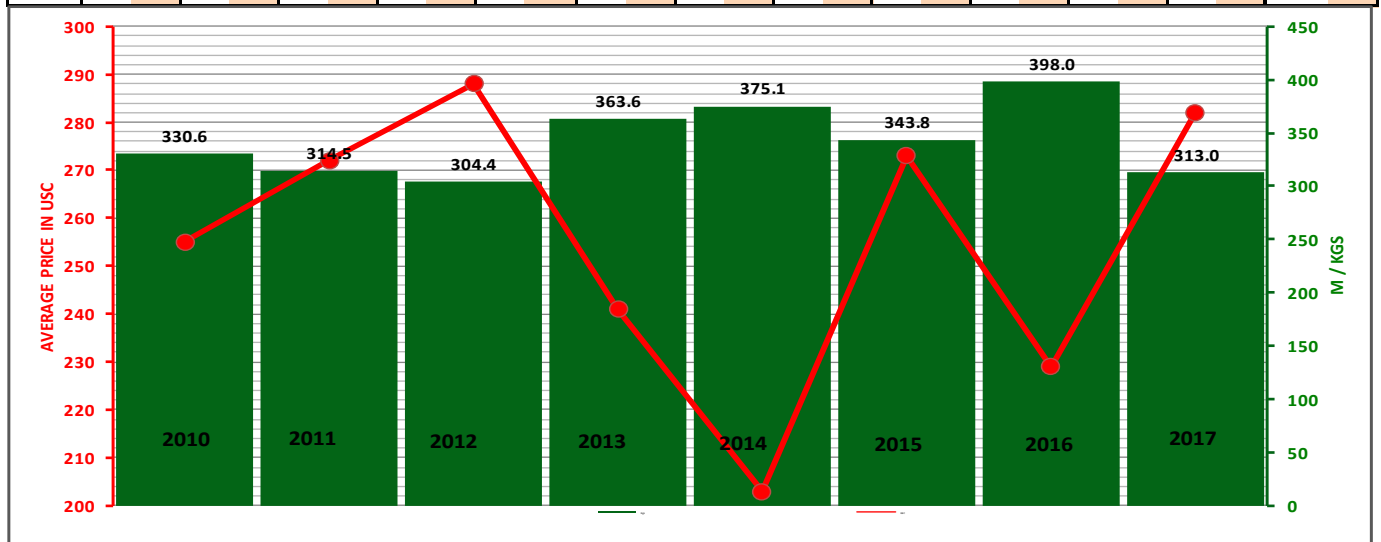


Kilos Sold By Country - Sale no. 42 & Cumulative to date (2016 vs 2017)

	Current Sale 42/2017		Same Sale Last Year 42/2016		Year To Date Sale 01-42/2017		Last Year To Date Sale 01-42/2016	Variance 2017 vs 2016
	Pkgs	Kilos	Pkgs	Kilos	Pkgs	Kilos	Kilos	Kilos
KENYA	104,395	6,999,534.50	78,760	5,236,539.00	3,653,615	244,045,958.30	266,250,441.00	(22,204,483)
UGANDA	20,320	1,159,811.00	16,400	922,372.00	695,565	39,594,860.00	38,122,697.00	1,472,163
BURUNDI	1,260	76,168.00	1,560	98,121.00	110,157	7,033,147.00	8,032,915.00	(999,768)
TANZANIA	2,280	123,280.00	480	27,142.00	100,980	5,431,779.00	3,125,971.00	2,305,808
RWANDA	4,400	298,142.00	2,700	182,484.00	223,349	15,087,054.00	14,141,141.50	945,913
MALAWI					400	24,120.00	19,780.00	4,340
MADAGASCAR					1,100	59,844.00	59,840.00	4
MOZAMBIQUE	1,280	63,828.00	200	10,336.00	11,719	593,388.00	1,168,178.00	(574,790)
DR CONGO			80	4,952.00	6,810	400,272.00	285,862.00	114,410
ETHIOPIA	720	31,336.00			16,011	698,798.00		698,798
TOTALS:	134,655	8,752,099.50	100,180.0	6,481,946.00	4,819,706	312,969,220.30	331,206,825.50	(18,936,403)

Mombasa Auction - Auction Quantities & Average Prices 2010 - 2016

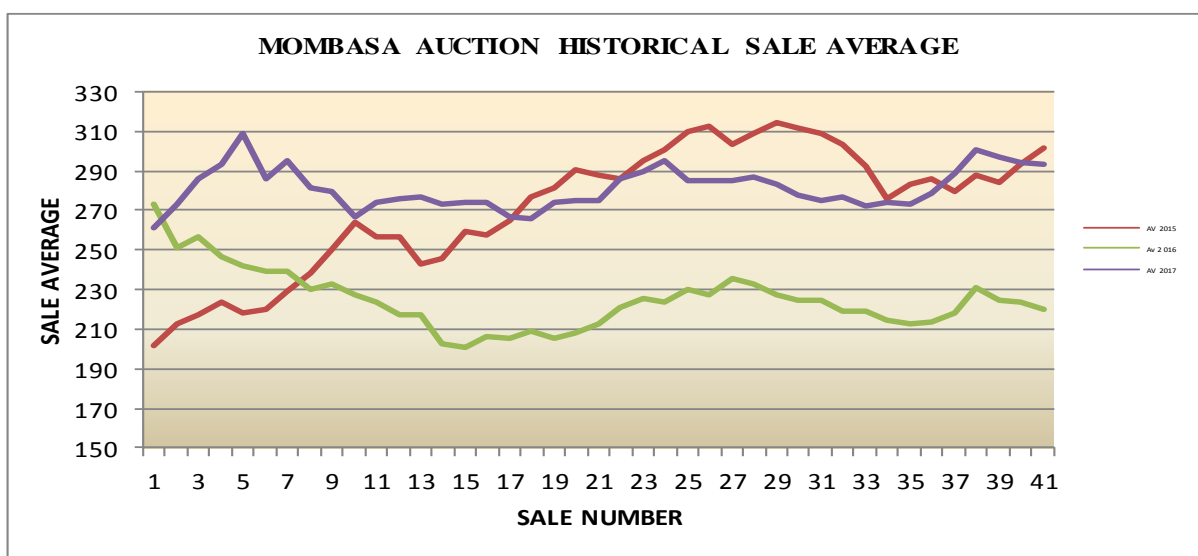
	Jan		Feb		Mar		Apr		May		Jun		Jul		Aug		Sep		Oct		Nov		Dec		Total	
	Kgs	USC	Kgs	USC	Kgs	USC	Kgs	USC	Kgs	USC	Kgs	USC	Kgs	USC	Kgs	USC	Kgs	USC	Kgs	USC	Kgs	USC	Kgs	USC	Kgs	USC
2017	40.9	284	25.4	285	25.2	274	28.7	272	38.7	275	31.0	289	31.2	283	27.1	275	32.3	286	32.3	293					313.0	282
2016	37.0	256	36.6	237	40.7	223	35.3	204	44.4	212	34.2	227	29.2	231	21.7	218	23.8	222	24.6	223	36.3	250	23.6	252	398.0	229
2015	33.5	214	31.0	227	30.2	254	22.4	257	21.2	285	35.4	300	21.9	310	22.4	294	32.1	284	25.3	302	32.4	289	35.4	285	343.8	273
2014	25.1	256	30.6	224	36.6	208	21.8	207	35.7	196	44.9	191	28.1	205	24.6	203	33.2	190	28.1	192	33.6	191	32.8	189	375.1	203
2013	35.7	305	29.9	292	28.5	264	32.0	237	31.5	239	34.7	231	34.6	229	25.5	228	24.0	213	28.4	202	32.5	210	26.5	234	363.6	241
2012	36.1	264	27.2	265	23.9	274	22.8	279	17.8	281	24.1	289	26.8	299	22.6	309	21.9	304	31.8	297	27.9	304	21.4	307	304.4	288
2011	24.8	294	24.6	277	31.4	274	17.1	266	32.9	262	30.4	271	25.4	282	26.2	282	20.8	267	23.4	265	33.8	266	23.8	261	314.5	272
2010	27.9	284	29.1	295	33.5	280	24.6	261	41.6	235	33.7	222	27.2	216	25.1	250	17.9	249	18.3	250	30.5	254	21.0	270	330.6	255



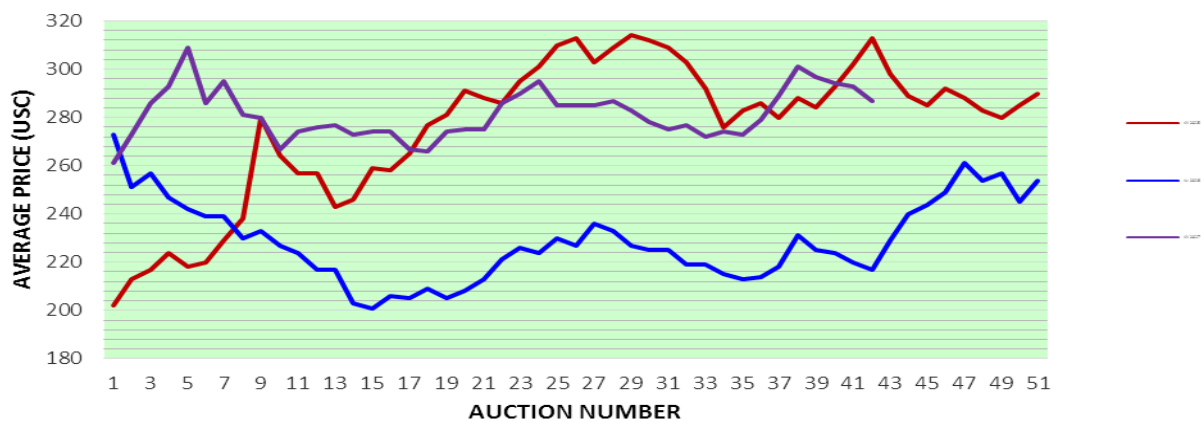
October includes sold kilos and average price for sale 39 to 42.

Mombasa Auction - Historical Averages Comparative 2014 - 2017

SALE NO.	AV 2015	Av 2016	AV 2017	2017 BP1	2017 PF1	2017 PD	2017 D1	2017 BP2	2017 PF2	2017 D2	2017 FNCS	2017 BMF
1	202	273	261	285	289	255	261	171	155	136	140	77
2	213	251	273	294	304	273	269	171	162	142	142	76
3	217	257	286	296	331	290	274	177	169	151	150	84
4	224	247	293	307	340	291	298	190	176	167	160	96
5	218	242	309	297	362	302	306	187	178	182	161	94
6	220	239	286	286	335	291	289	199	181	183	162	103
7	229	239	295	292	341	295	295	191	178	193	158	96
8	238	230	281	286	321	289	291	191	169	161	157	98
9	250	233	280	294	308	284	288	189	167	176	144	89
10	264	227	267	274	301	274	273	192	170	156	151	90
11	257	224	274	267	308	280	278	190	175	170	154	94
12	257	217	276	268	321	271	285	190	177	174	156	92
13	243	217	277	267	310	276	290	217	182	177	159	92
14	246	203	273	267	301	271	284	198	174	166	157	92
15	259	201	274	269	306	270	290	200	179	165	147	90
16	258	206	274	277	310	267	268	197	172	160	143	90
17	265	205	267	266	298	264	285	211	170	159	147	94
18	277	209	266	274	296	259	279	197	173	163	148	92
19	281	205	274	288	305	266	286	204	169	163	148	87
20	291	208	275	291	307	277	274	187	162	166	146	85
21	288	213	275	304	307	273	294	187	161	170	148	83
22	286	221	286	295	317	281	302	207	157	165	149	85
23	295	226	290	297	329	288	308	213	165	170	147	84
24	301	224	295	304	327	301	309	206	166	179	159	85
25	310	230	285	301	314	295	306	200	177	169	150	88
26	313	227	285	291	314	288	310	198	175	172	155	91
27	303	236	285	301	316	277	291	208	181	186	153	92
28	309	233	287	274	320	287	304	195	180	184	157	94
29	314	227	283	286	317	281	300	212	182	181	154	94
30	312	225	278	288	309	280	296	213	186	180	159	96
31	309	225	275	282	303	282	290	198	180	179	159	97
32	303	219	277	273	296	294	311	199	175	191	160	98
33	292	219	272	282	293	286	295	203	180	185	161	103
34	276	215	274	277	293	290	294	204	178	181	165	112
35	283	213	273	272	290	285	304	195	185	189	170	119
36	286	214	279	265	294	299	307	208	191	190	174	124
37	280	218	289	276	304	305	322	209	206	202	185	124
38	288	231	301	278	316	322	329	197	212	209	201	124
39	284	225	297	281	310	319	319	216	196	209	193	124
40	293	224	294	281	299	327	321	208	198	214	185	126
41	302	220	293	281	303	320	332	204	188	207	176	128
42	313	217	287	285	299	310	318	204	180	185	170	126
Average	270	225	282	284	311	287	297	198	176	176	158	98



MOMBASA AUCTION HISTORICAL SALE AVERAGE CUMULATIVE



BUYERS' PURCHASES SALE 42 2017

Buyer	% Sold	Totals	BP1	PF1	PD	DUST1	BP2	PF2	DUST2	FNGS	BMF
GLOBAL TEA & ▲	15.99	21,534	1,140	8,440	4,180	1,280	80	980	1,860	2,179	1,395
CHAI TRADING ▲	12.95	17,440	900	13,740	1,900	640	0	120	140	0	0
L.A.B. ▲	11.15	15,020	460	4,980	6,460	2,920	20	160	20	0	0
CARGILL KENYA ▲	10.07	13,556	2,100	7,296	3,760	200	0	200	0	0	0
JAMES FINLAY ▲	6.74	9,080	1,040	2,460	3,260	1,400	180	0	420	60	260
SSOE (KENYA) ▲	6.43	8,665	4,060	1,760	0	80	380	540	160	240	1,445
MOMBASA COFFEE ▲	5.41	7,280	240	480	4,120	1,960	480	0	0	0	0
DEVCHAND ▲	4.96	6,680	0	6,680	0	0	0	0	0	0	0
COFFTEA AGENCIES ▲	4.83	6,500	2,760	780	280	0	0	220	0	2,460	0
M.J. CLARKE LTD ▲	3.07	4,130	200	980	2,190	360	0	80	160	160	0
VAN REES KENYA ▲	2.51	3,380	440	1,340	960	80	40	0	40	480	0
EMPIRE KENYA ▲	1.87	2,520	1,960	0	440	80	0	0	40	0	0
SHAKAB ▲	1.75	2,360	480	1,640	0	120	40	40	40	0	0
ABBAS TRADERS ▲	1.57	2,120	0	680	920	0	120	60	0	340	0
STANSAND (A) LTD ▲	1.35	1,820	0	1,740	0	0	0	80	0	0	0
ALIBHAI RAMJI ▲	1.26	1,700	200	920	80	80	0	180	40	200	0
AL-EMIR LTD ▲	1.23	1,660	0	1,620	40	0	0	0	0	0	0
RANFER TEAS K ▲	1.03	1,388	28	340	280	600	40	20	40	20	20
IMPERIAL TEAS ▲	1.00	1,340	80	600	80	440	60	0	60	20	0
AIMCO ▲	0.67	900	0	0	0	0	0	0	0	420	480
LULA TRADING ▲	0.50	680	0	0	0	0	60	0	0	0	620
TROPICAL CROPS & ▲	0.46	622	122	40	0	0	120	0	40	40	260
INDO-AFRICAN TEA ▲	0.42	560	520	40	0	0	0	0	0	0	0
SUMMER LINER ▲	0.34	460	100	40	0	0	160	0	0	0	160
McLEOD RUSSEL ▲	0.31	420	40	160	0	0	20	60	20	120	0
AFRIBRIDGE TRADE ▲	0.27	360	360	0	0	0	0	0	0	0	0
MAYMUN ▲	0.27	360	0	0	0	0	140	80	0	140	0
PWANI HAULIERS ▲	0.22	300	0	0	0	0	0	60	0	0	240
SARDIA ▲	0.22	300	0	0	0	0	0	20	100	40	140
CHAMU SUPPLIES ▲	0.19	260	0	200	40	0	0	0	20	0	0
GOKAL ▲	0.19	260	0	180	0	0	0	60	20	0	0
AEON TEA KENYA ▲	0.15	200	200	0	0	0	0	0	0	0	0
Green Leaf Trading ▲	0.15	200	0	0	0	0	0	0	40	0	160
LUTEX LIMITED ▲	0.12	160	0	120	0	0	0	0	0	40	0
AFRO TEAS LIMITED ▲	0.10	140	0	40	0	0	0	0	0	100	0
AFRICA TEA & ▲	0.07	100	0	0	0	0	0	20	0	80	0
KIRINDO TRADERS ▲	0.06	80	0	0	0	0	20	0	0	0	60
LINDOP & COMPANY ▲	0.06	80	0	0	80	0	0	0	0	0	0
AL-ITIHAD LIMITED ▲	0.01	20	0	0	0	20	0	0	0	0	0
APT COMMODITIES ▲	0.01	20	0	0	0	0	0	0	20	0	0

**Actual Packages on offer for coming sale 43 of 30th & 31st October, 2017
(By Grade / by Country)**

COUNTRY	BP1	PF1	PD	DUST1	BP/2	PF/2	DUST/2	FNGS/1/2	BMF/1/2	TOTAL
KENYA	15,080	50,800	24,380	8,580	880	1,000	2,097	4,260	1,920	108,997
UGANDA	2,760	4,779	5,460	2,740	560	1,839	740	2,440	2,540	23,858
RWANDA	1,240	1,660	500	220	180	200	280	120	60	4,460
TANZANIA	240	1,380	620	440	120	200	80	240	500	3,820
BURUNDI	400	760	200	120	0	0	20	160	0	1,660
ETHIOPIA	0	0	0	0	0	140	480	0	0	620
MOZAMBIQUE	160	0	0	40	80	80	0	80	160	600
Total	19,880.00	59,379.00	31,160.00	12,140.00	1,820.00	3,459.00	3,697.00	7,300.00	5,180.00	144,015.00

**Upcoming Auction Offerings by Country
Sale no. 43 and 44 / 2017**

COUNTRY	Sale 43/ 2017 (Actual packages)		Sale 44/ 2017		VARIANCE
	Pkgs	Kgs	Pkgs	Kgs	Kgs
KENYA	108,997.00	7,295,625.00	113,720.00	7,679,164.00	383,539.00
UGANDA	23,858.00	1,402,237.00	24,560.00	1,398,116.00	(4,121.00)
RWANDA	4,460.00	299,752.00	5,180.00	347,405.50	47,653.50
BURUNDI	1,660.00	104,579.00	1,720.00	111,148.00	6,569.00
TANZANIA	3,820.00	216,315.00	3,700.00	212,736.00	(3,579.00)
ETHIOPIA	620	27,268.00	600	26,372.00	(896.00)
MOZAMBIQUE	600	17,164.00	600	28,216.00	11,052.00
TOTALS:	144,015.00	9,362,940.00	150,080	9,803,157.50	440,217.50

MAIN GRADE COMPARATIVE RANKINGS – SALE 42 2017

Mark	BP1				Mark	PF1				Mark	PD				Mark	DUST1			
	Pre	Lo	High	De		Prev	Low	Hig	Dev		Pre	Low	Hig	De		Prev	Lo	Hig	Dev
1 KITABI	492	496	500	8	NYABIHU	450	450	456	6	KITABI	470	470		NYABIHU	452	440	440	-12	
2 RUBAYA	460	450	500	40	KITABI	435	440	444	9	NYABIHU	460	468	468	8	RUBAYA	430	438	438	8
3 NYABIHU	492	498	500	8	RUBAYA	412	410	428	16	RUBAYA	466	460	464	-2	GATHUTHI	445	437	437	-8
4 MATA	426	407	407	-19	GATHUTHI	411	396	402	-9	GITHONGO	424	400	420	-4	KIMUNYE	440	434	434	-6
5 GITHONGO	369	359	389	20	MUNUNGA	415	390	390	-25	GATHUTHI	440	415	419	-21	IMENTI	438	430	430	-8
6 MUNGANIA	376	370	388	12	RUKURIRI	400	370	384	-16	KANGAITA	425	400	418	-7	KANGAITA	429	420	428	-1
7 IMENTI	381	380	387	6	IMENTI	398	370	380	-18	NGERE	432	404	417	-15	RUKURIRI	430	424	424	-6
8 RWEGURA	358	358	382	24	KATHANGARIRI	396	374	378	-18	KINORO	425	405	416	-9	KATHANGARIRI	430	412	423	-7
9 GATUNGURU	357	380	380	23	KIMUNYE	392	370	375	-17	KIONYO	434	410	416	-18	GITUGI	440	420	420	-20
10 GITUGI	378	380	380	2	KANGAITA	382	363	373	-9	KAGWE	430	406	414	-16	MAKOMBOKI	424	410	418	-6
11 RUKURIRI	380	370	380	0	NJUNU	370	354	362	-8	KATHANGARIRI	436	406	414	-22	MUNGANIA	419	412	418	-1
12 KATHANGARIRI	378	376	379	1	MUNGANIA	372	355	357	-15	MUNUNGA	436	407	414	-22	NDIMA	427	412	418	-9
13 MAKOMBOKI	355	366	378	23	GITUGI	374	348	352	-22	NDIMA	432	410	414	-18	CHINGA	412	412	416	4
14 MUNUNGA	374	360	372	-2	GACHARAGE	357	348	350	-7	RUKURIRI	440	404	414	-26	KIONYO	405	416	416	11
15 KIRU	356	354	370	14	NDIMA	364	346	350	-14	THETA	436	410	414	-22	MUNUNGA	429	410	416	-13
16 NJUNU	368	362	370	2	GITHONGO	356	343	346	-10	CHINGA	420	400	412	-8	IKUMBI	415	405	414	-1
17 GACHARAGE	361	366	368	7	KINORO	352	344	346	-6	IGEMBE	420	410	412	-8	KIEGOI	404	414		
18 IKUMBI	362	364	368	6	MATA	364	340	345	-19	KIEGOI	425	400	412	-13	KINORO	412	410	414	2
19 KANGAITA	358	345	368	10	KIEGOI	354	340	344	-10	KIMUNYE	434	409	412	-22	NGERE	420	406	414	-6
20 NDIMA	355	356	368	13	NGERE	358	340	344	-14	MAKOMBOKI	432	406	412	-20	NJUNU	420	412	414	-6
21 NGERE	356	350	366	10	CHINGA	350	338	342	-8	NDARUGU	434	407	412	-22	THUMAITA	416	412	414	-2
22 THETA	356	360	366	10	IKUMBI	356	340	342	-14	NDUTI	434	408	412	-22	RAGATI	416	412	412	-4
23 IRIAINI	369	357	364	-5	KAMBAA	356	342	342	-14	THUMAITA	430	400	412	-18	IRIAINI	420	412	412	-8
24 KIMUNYE	368	357	363	-5	MAKOMBOKI	354	340	342	-12	GACHARAGE	432	406	410	-22	KIRU	418	405	412	-6
25 KIEGOI	358	353	362	4	RAGATI	350	338	340	-10	GITHAMBO	430	400	410	-20	NDARUGU	414	406	412	-2
26 KARONGI	360	360			GATUNGURU	352	338	340	-12	IRIAINI	434	405	410	-24	GACHARAGE	420	410	410	-10
27 RAGATI	353	352	358	5	KIONYO	348	340	340	-8	KAMBAA	430	410	410	-20	KAGWE	412	399	410	-2
28 NDARUGU	368	354	358	-10	NDUTI	348	340	340	-8	MATAARA	432	405	410	-22	KAMBAA	414	410	410	-4
29 THUMAITA	346	346	358	12	THETA	350	340	340	-10	MUNGANIA	432	400	410	-22	KANYENYA	405	400	410	5
30 GACHEGE	345	350	357	12	IRIAINI	346	335	339	-7	NJUNU	432	400	410	-22	THETA	415	410	410	-5
31 GATHUTHI	350	355	357	7	KAGWE	344	335	339	-5	KANYENYA	430	407	409	-21	MATAARA	412	405	407	-5
32 KAMBAA	356	354	356	0	GITHAMBO	348	335	337	-11	KIRU	430	400	409	-21	GACHEGE	409	395	405	-4
33 KANYENYA	356	345	356	0	THUMAITA	348	332	337	-11	GACHEGE	436	407	408	-28	GATUNGURU	406	405	405	-1
34 KINORO	340	348	356	16	NDARUGU	344	335	335	-9	GATUNGURU	430	408	408	-22	NDUTI	410	405	405	-5
35 KIONYO	345	350	355	10	WERU	344	332	335	-9	MICHI	410	392	407	-3	WERU	374	394	394	20
36 NDUTI	354	350	355	1	KARONGI	332	332			RAGATI	430	405	407	-23	MATA	380	370	370	-10
37 KAGWE	350	350	354	4	MATAARA	344	330	332	-12	IKUMBI	430	405	407	-23	GISAKURA	376	368	368	-8
38 CHINGA	348	347	352	4	KIRU	342	330	330	-12	GITUGI	426	404	406	-20	KARONGI	360	360		
39 WERU	342	350	352	10	GACHEGE	339	320	325	-14	WERU	424	400	400	-24	MUSHUBI	356	356		
40 NSHILI KIVU	357	350	350	-7	KANYENYA	339	320	324	-15	MATA	394	394			MOMUL	328	322	324	-4
41 GITHAMBO	350	342	350	0	GISAKURA	330	320	320	-10	KARONGI	365	365			MICHI	320	320		
42 MATAARA	350	340	349	-1	MICHI	327	320	320	-7	GISAKURA	362	362	364	2	OLENG	310	316	316	6
43 IGEMBE	345	345	345	0	OLENG	320	318	320	0	MUSHUBI	354	354			MULINDI	306	306		
44 TORA	363	320	342	-21	NSHILI KIVU	328	315	319	-9	OLENG	330	325	325	-5	SANGANYI	310	300	305	-5
45 MABAYI	350	330	335	-15	MOMUL	320	312	316	-4	MOMUL	329	314	320	-9	SHAGASHA	302	302		
46 GISAKURA	320	320			RWEGURA	313	314	315	2	NYANKOBA	312	312	316	4	KAMARYA	310	300	300	-10
47 MULINDI	340	290	310	-30	TORA	312	312	314	2	SANGANYI	326	302	314	-12	MOKAMA	292	299	299	7
48 OLENG	300	285	295	-5	MUSHUBI	300	306			TEZA	313	314	314	1	KARIRANA	294	288	294	0
49 MICHI	294	250	294	0	SANGANYI	310	294	305	-5	GIANCHORE	298	292	312	14	GIANCHORE	292	292		
50 NYANKOBA	294	292	292	-2	SIONGO	292	286	303	11	SIONGO	310	304	312	2	KIP KOIMET	290	290		

51 SHAGASHA	295	290	290	-5	NYANKOBA	306	300	302	-4	IJENDA	316	309	309	-7	MARAMBA	290	285	288	-2
52 MOMUL	294	277	288	-6	TEZA		301	302		MWAMU	320	290	302	-18	MOGOGO	296	287	287	-9
53 SIONGO	268	260	280	12	IJENDA	294	290	290	-4	TIRGAGA	300	298	300	0	MUDETE	300	287	287	-13
54 CHELAL	266	270	278	12	GIANCHORE	290	280	288	-2	BOITO	306	290	300	-6	SIRET	292	280	286	-6
55 KEBIRIGO	271	265	278	7	SHAGASHA	290	275	284	-6	KAPKATET	299	290	300	1	KIBWARI	292	286	286	-6
56 MOKAMA	270	272	278	8	MOGOGO	282	272	283	1	MABAYI	316	300	300	-16	SOKOT	296	284	286	-10
57 TIRGAGA	265	274	276	11	KAPKATET	278	270	281	3	MOKAMA	302	296	298	-4	BOITO	287	281	285	-2
58 BOITO	276	270	276	0	TIRGAGA	284	276	280	-4	EBEREGE	303	296	296	-7	ITUMBE		285	285	
59 GIANCHORE	284	270	276	-8	TAITO	280	280	280	0	NYAMACHE		294	296		NGORONGO	290	282	284	-6
60 LITEIN	269	276	276	7	MOKAMA	293	274	277	-16	KAPKO	292	288	294	2	REYNA		284	284	
61 NYAMACHE	265	266	276	11	MUDETE	284	270	277	-7	ITUMBE	291	290	294	3	CHEMOMI	296	282	284	-12
62 OGEMBO	263	270	276	13	KARIRANA	274	260	276	2	LITEIN	299	290	294	-5	KAPKO	286	279	282	-4
63 TOMBE	267	276	276	9	CHELAL	275	270	276	1	MUDETE	301	290	294	-7	KAPKATET	290	280	282	-8
64 SANGANYI	284	270	274	-10	EBEREGE	280	275	276	-4	ROROK	290	290	294	4	KEPCHOMO	294	280	280	-14
65 EBEREGE	266	272	273	7	ITUMBE	276	274	276	0	TEGAT	297	292	294	-3	EBEREGE		275	275	
66 ITUMBE	260	265	273	13	KEBIRIGO	272	270	276	4	KAMARYA	298	290	292	-6	SETYON	280	274	274	-6
67 TOROR	262	273	273	11	MWAMU	276	274	276	0	TAITO	292	292	292	0	TINET		270	274	
68 TEGAT	269	265	272	3	TOMBE	284	270	276	-8	TOMBE	290	284	292	2	DL TEAS		270	274	
69 KOBEL	265	265	271	6	KOBEL	274	265	275	1	KARIRANA	292	284	290	-2	ARROKET		268	272	
70 KAPKATET	265	268	271	6	NYAMACHE	274	267	274	0	REYNA	290	290	290	0	MBOGO TEA		272	272	
71 KAPTUMO	262	267	271	9	OGEMBO	276	270	272	-4	CHEBUT	290	290	290	0	METTARORA	284	268	272	-12
72 KAPSET	262	269	269	7	CHEBUT	272	265	271	-1	KAPSET	290	285	290	0	SITOI	282	270	270	-12
73 CHEBUT		264	268		KAPTUMO	270	262	271	1	KEBIRIGO	287	290	290	3	NYAMACHE		270	270	
74 KAPSARA	260	268	268	8	ROROK	276	265	271	-5	KIP KOIMET	308	290	290	-18	ROROK	277	270	270	-7
75 MOTIGO	269	266	266	-3	BONDET	274	264	270	-4	MOTIGO	294	285	290	-4	TOROR	276	270	270	-6
76 KAPKO	269	265	265	-4	MULINDI	275	269	270	-5	OGEMBO	298	285	290	-8	KIPTENDEN		268	268	
77 MOGOGO	265	265	265	0	REYNA	275	270	270	-5	TOROR	287	290	290	3	KAYONZA		268	268	
78 IJENDA	270	258	265	-5	BOITO	276	270	270	-6	MARAMBA	290	282	288	-2	KERITOR		268	268	
79 MUDETE	268	260	265	-3	CYOHOHA		270	270		CHEMOMI	296	282	288	-8	KIPKEBE	280	266	266	-14
80 MWAMU	270	265	265	-5	KAMARYA	280	268	270	-10	KIBWARI	292	284	288	-4	MANARET		266	266	
81 ROROK	269	265	265	-4	KAPKO	272	267	269	-3	KAPTUMO		285	287		SAPTET	272	266	266	-6
82 KAMARYA	270	260	264	-6	KAPSET	274	265	269	-5	MOGOGO	296	286	286	-10	TOIYOI	272	266	266	-6
83 KIBWARI	250	240	261	11	LITEIN	274	265	269	-5	CHELAL	290	282	285	-5	SAKAWA		264	264	
84 PFUNDA		247	258		MARAMBA	270	260	268	-2	NGORONGO	290	282	284	-6	IGARA	268	264	264	-4
85 CHEMOMI	265	255	257	-8	CHEBANGO	268	264	268	0	SOKOT	296	280	284	-12	TILYA	278	264	264	-14
86 BONDET		255	256		KAPSARA	273	264	268	-5	EMROK	278	282	282	4	BUHWEJU	274	262	262	-12
87 KEPCHOMO	263	246	256	-7	KIBWARI	280	268	268	-12	KOBEL	298	282	282	-16	CHIMCHIM	274	257	262	-12
88 KIP KOIMET		255	255		TOROR	272	265	268	-4	KEPCHOMO	294	280	280	-14	KELUNET	274	262	262	-12
89 SOKOT	281	253	255	-26	MOTIGO	272	263	267	-5	SHAGASHA	285	275	278	-7	CUPATEA		260	260	
90 KARIRANA	232	245	254	22	TEGAT	272	267	267	-5	SIRET	292	275	277	-15	MUGOMA	270	260	260	-10
91 REYNA		244	254		CHEMOMI	280	266	266	-14	CYOHOHA	283	276	276	-7	KABIANGA	274	260	260	-14
92 TAITO	256	250	254	-2	TILUET	266	265	265	-1	CHEBANGO	281	274	275	-6	KIPSINENDE	272	260	260	-12
93 SIRET	240	235	251	11	MASINGI	266	264	264	-2	DL TEAS		268	274		LIVINGSTONIA		260	260	
94 SITOI		243	248		PFUNDA		260	260		BONDET	280	270	272	-8	ELGON TEA	270	259	259	-11
95 CHEBANGO	222	245	248	26	SETYON	270	258	260	-10	MULINDI	284	270	272	-12	KAISUGU		258	258	
96 MANARET	200	245	245	45	DL TEAS		254	260		SETYON	280	268	272	-8	KYAMUHUNGA	262	256	256	-6
97 MARAMBA	230	225	234	4	KERITOR	270	260	260	-10	KIPTAGICH	278	270	270	-8	BUGAMBE	266	252	252	-14
98 KAYONZA	226	228	228	2	SOKOT	267	258	260	-7	MBOGO TEA		270	270		ANKOLE	256	250	252	-4
99 EMROK	230	215	215	-15	METTARORA	274	245	258	-16	METTARORA	280	266	270	-10	NYAMBYA	268	250	250	-18
100 SIOMO	195	198	215	20	KEBEN	261	254	258	-3	TINET	278	268	270	-8	KAHUNA	255	248	248	-7
101 KEBEN	226	212	212	-14	KIP KOIMET	268	252	258	-10	SIOMO	278	267	269	-9	KAKONDE	256	248	248	-8
102 SETYON		205	210		NGORONGO	266	250	257	-9	ARROKET	276	266	268	-8	MUZIZI	258	248	248	-10
103 NGORONGO	195	200	200	5	ARROKET	265	248	256	-9	KIPTENDEN	276	266	268	-8	DINDIRA		246	246	
104 TINET	200	190	200	0	SISIBA	264	255	255	-9	MANARET	274	263	268	-6	MOGENI	257	244	244	-13
105 DL TEAS		190	200		MANARET	252	240	254	2	KAYONZA	268	264	268	0	MWENGE	250	240	244	-6

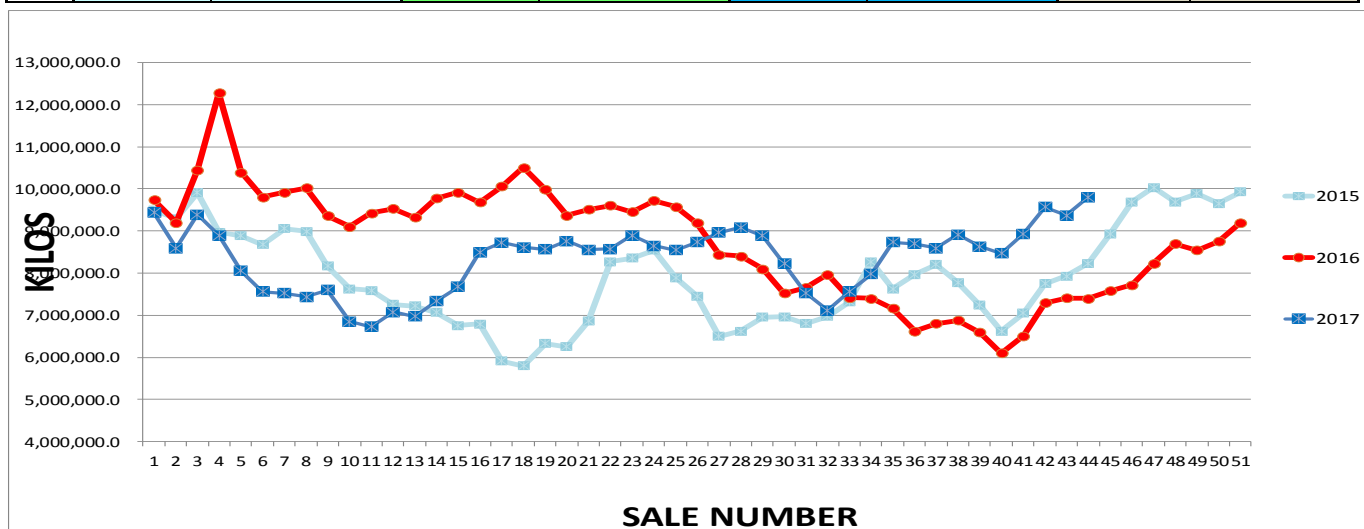
106	KIPTAGICH	190	195		TINET	248	254		KERITOR	274	266	268	-6	RUSEKERE	240	238	242	2		
107	KIPCHABO	214	192	195	-19	KIPCHABO	250	244	254	4	KIPKEBE	276	266	266	-10	KIKO	252	240	242	-10
108	ARROKET	190	190		KIPTENDEN	260	252	252	-8	SAPTET	274	266	266	-8	SWAZI	240	241	241	1	
109	KIPTENDEN	180	177	190	10	SIRET	261	250	252	-9	SITOI	280	266	266	-14	KIMUGU	263	238	240	-23
110	IGARA	190	190		EMROK	258	250	250	-8	TOIYOI	274	266	266	-8	KIJURA	244	236	238	-6	
111	TILYA	185	185		KAISUGU	252	250	250	-2	KELUNET	274	255	264	-10	MUNOBWA	250	230	235	-15	
112	BUHWEJU	182	184		CHEMAMUL	250	250		SAKAWA	274	264	264	-10	TORO	258	234	235	-23		
113	ANKOLE	178	178	184	6	KAPSONGOI	250	250		MUFINDI	264	264		KIAMARA	244	232	234	-10		
114	KIGEZI HIGHLAND	184	184		KEPCHOMO	260	250	250	-10	TILYA	278	257	264	-14	SALAMA	226	226			
115	KYAMUHUNGA	183	184	184	1	KIPKEBE	268	245	249	-19	ELGON TEA	270	257	263	-7	CHA MURRECE	144	144	144	0
116	BWINDI	176	183		KELUNET	260	242	248	-12	KIPCHABO	268	261	263	-5	ANKOLE					
117	ITONA	178	183	183	5	TOIYOI	248	244	248	0	KAISUGU	268	258	262	-6	BONDET				
118	BUZIRASAGAMA	176	178	182	6	SIOMO	252	241	244	-8	LELAGOIN	272	259	262	-10	CHA ST.ANTONIO				
119	LELAGOIN	180	170	180	0	SITOI	248	243	243	-5	CHEMAMUL	270	260	262	-8	CHEBOSWA				
120	SAKAWA	180	180		MBOGO TEA	240	240		IGARA	266	260	262	-4	EMROK						
121	SWAZI	174	180		KAYONZA	240	230	236	-4	SISIBA	272	260	262	-10	GUMARO					
122	TOIYOI	195	180	180	-15	TILYA	245	230	235	-10	CHIMCHIM	276	258	260	-16	HERKULU				
123	DINDIRA	178	178		CUPATEA	249	230	234	-15	CUPATEA	276	258	260	-16	JAMJI					
124	MUGOMA	188	178	178	-10	MAGURA	230	220	234	4	MUGOMA	270	260	260	-10	KAPTIEIN				
125	KIJURA	179	177	178	-1	SAKAWA	252	230	232	-20	ANKOLE	250	236	260	10	KARAMBI				
126	MUZIZI	178	178		CHIMCHIM	240	226	230	-10	BWINDI	266	260	260	-6	KERICHO					
127	CHA ST.ANTON	178	175	177	-1	LELAGOIN	247	230	230	-17	ITONA	260	260	260	0	KIPTAGICH				
128	KERICHO	180	177	177	-3	KABIANGA	240	230	230	-10	KABIANGA	272	255	260	-12	KITABI				
129	KIPKEBE	186	177	177	-9	KIPSINENDE	240	230	230	-10	KAPSONGOI	270	260	260	-10	KOBEL				
130	KIGUMBA	170	177	177	7	MUGOMA	220	218	220	0	KIGEZI HIGHLAN	264	260	260	-4	KOIWA				
131	KIKO	183	175	177	-6	IGARA	218	218	218	0	KIPSINENDE	272	260	260	-12	KORUMA				
132	KOIWA	180	176	176	-4	BWINDI	218	210	214	-4	LIVINGSTONIA	260	260		LELAGOIN					
133	RUSEKERE	177	176	176	-1	ITONA	220	206	208	-12	TILUET	274	255	260	-14	MABROUKIE				
134	CHIVANJEE	176	176		KIKO	190	185	200	10	KYAMUHUNGA	262	255	259	-3	NGOINA					
135	KIPSINENDE	195	176	176	-19	BUHWEJU	200	198	198	-2	BUGAMBE	264	246	256	-8	NSHILI KIVU				
136	LUWALA	176	176	176	0	ANKOLE	202	192	198	-4	MAGURA	262	255	255	-7	PFUNDA				
137	MITYANA	177	176	176	-1	KYAMUHUNGA	208	180	196	-12	NYAMBYA	268	248	254	-14	TAGABI				
138	MUNOBWA	176	176	176	0	MUZIZI	184	196	196	12	KAKONDE	252	246	248	-4	TIRGAGA				
139	MWENGE	178	176	176	-2	LIVINGSTONIA	195	195		DINDIRA	246	246		WUSH WUSH						
140	TORO	172	176	176	4	DINDIRA	204	191	192	-12	CHIVANJEE	246	246		BUZIRASAGAMA					
141	BUGAMBE	177	175	175	-2	BUGAMBE	214	190	190	-24	MUZIZI	250	240	246	-4	BWINDI				
142	TAGABI	181	175	175	-6	KAPTIEIN	180	190		NYARINDA	268	240	246	-22	CHEBANGO					
143	GLOBAL VILLAGE TE	175	175		CHIVANJEE	190	190		BUZIRASAGAM	254	244	244	-10	CHEBUT						
144	SALAMA	176	175	175	-1	BUZIRASAGAMA	178	189	189	11	KAHUNA	255	244	244	-11	CHELAL				
145	JAMJI	180	174	174	-6	MUFINDI	186	188	188	2	MOGENI	260	235	244	-16	CHEMAMUL				
146	NGOINA	176	172	172	-4	SWAZI	162	180	188	26	NGOINA	242	242		CHIVANJEE					
147	NYAMBYA	174	172	172	-2	NGOINA	185	185		SWAZI	240	235	241	1	CYOHOHA					
148	ANKOLE				KIGEZI HIGHLAN	190	185	185	-5	MWENGE	244	230	240	-4	GITHAMBO					
149	CHA MURRECE				MOGENI	178	178	178	0	GLOBAL VILLAC	258	232	238	-20	GITHONGO					
150	CHEBOSWA				GLOBAL VILLAGE	186	177	177	-9	KIKO	248	234	236	-12	GLOBAL VILLAGE TEA					
151	CHIMCHIM				MUNOBWA	178	176	176	-2	MUNOBWA	254	235	235	-19	HIMA					
152	CUPATEA				MWENGE	177	168	174	-3	TORO	256	235	235	-21	IGEMBE					
153	ELGON TEA				NYARINDA	180	170	172	-8	RUSEKERE	232	232		IJENDA						
154	GUMARO				RUSEKERE	192	170	170	-22	LUWALA	246	230	232	-14	ITONA					
155	HERKULU				KAKONDE	166	170		KASAKU	254	230	230	-24	KAPSARA						
156	KAISUGU				KIGUMBA	175	168	168	-7	KIAMARA	240	228	230	-10	KAPSET					
157	KAPTIEIN				LUWALA	166	168		KIJURA	242	225	230	-12	KAPSONGOI						
158	KARAMBI				SALAMA	170	165	165	-5	MITYANA	240	228	228	-12	KAPTUMO					
159	KELUNET				KIAMARA	170	164	164	-6	SALAMA	240	228	228	-12	KASAKU					
160	KIMUGU				TORO	166	163	163	-3	MABALE	204	204		KEBEN						
161	KORUMA				MITYANA	174	162	162	-12	ANKOLE				KEBIRIGO						
162	MABROUKIE				KARAMBI	168	152	158	-10	BUHWEJU				KIGEZI HIGHLAND						
163	MBOGO TEA				KASAKU	162	158	158	-4	CHA MURRECE				KIGUMBA						

Secondary Grades

Mark	BP/2			Mark	PF/2			Mark	DUST/2			Mark	FNGS/1/2			Mark	BMF			
	Prev	Low	Hia		Prev	Low	Hia		Prev	Low	Hia		Prev	Low	Hia		Pre	Low	Hia	
1	NYABIHU	360	340	340	MATA	320	300	300	RUBAYA	365	370	370	NYABIHU	292	292	292	MANARET	136	142	144
2	KITABI	345	330	330	MULINDI	273	260	265	GITHONGO	274	280	280	RUBAYA	290	290	290	LUWALA	132	123	142
3	RUBAYA	335	318	324	SETYON	242	233	234	MUSHUBI		278	278	KARONGI	275	275	275	KIMUGU	138	140	140
4	MATA	290	288	290	MARAMBA		217	228	MULINDI	199	202	271	MUSHUBI	252	252	252	HIMA	148	136	140
5	KARONGI		270	270	KAYONZA	225	225	225	KINORO		264	264	MULINDI	252	248	248	KIPCHABO	144	138	138
6	GISAKURA		256	263	BUGAMBE	201	200	214	KAYONZA	251	250	252	SHAGASHA	245	240	240	SOKOT	126	136	136
7	MULINDI		234	234	ELGON TEA	215	200	202	SWAZI		248	248	KATHANGARIRI	240	240	240	DINDIRA		129	135
8	SHAGASHA		231	231	DL TEAS		202	202	KAMBAA		246	246	MUNUNGA	243	222	240	CUPATEA	127	128	134
9	MARAMBA	204	214	214	KERITOR		190	190	KIONYO		244	244	KANGAITA		239	239	RUSEKERE	130	120	134
10	REYNA	205	214	214	SIOMO	208	180	188	KIPTAGICH	256	230	235	IJENDA	232	233	233	CHIVANJEE		134	134
11	TAITO		214	214	BUZIRASAGAMA	198	186	186	NYAMBYA	248	232	234	KAMBAA		232	232	KYAMUHUNGA	131	134	134
12	MBOGO TEA		210	210	WUSH WUSH	180	177	179	BUZIRASAGAMA	244	225	232	RWEGURA	234	230	230	TORO	122	122	134
13	CHEBANGO	213	210	210	MAGURA	165	178	178	KIJURA	234	228	228	NGERE	239	224	228	ELGON TEA	126	132	132
14	EMROK		205	205	NYAMBYA	182	168	178	SOKOT		225	225	KIPTAGICH	212	208	226	KERICHO	124	126	132
15	NGORONGO	195	197	202	GLOBAL VILLAGE TEA		177	177	CUPATEA	250	220	220	CHEBANGO	232	225	225	MARAMBA	130	125	132
16	KEBEN	204	202	202	DINDIRA	181	172	176	ANKOLE	230	220	220	MUNGANIA		222	222	SETYON	127	128	132
17	CHEBOSWA	195	195	200	KIGUMBA	176	176	176	BOITO	226	220	220	KAPKATET	194	180	220	SITOI	128	126	132
18	SETYON	205	200	200	BUHWEJU		175	175	TORA		217	217	KIONYO		220	220	CHA ST.ANTONIC	133	130	130
19	KARIRANA		195	198	MUNOBWA	171	175	175	IRIAINI		216	216	NDUTI	220	219	219	JAMJI	130	127	130
20	MANARET		194	198	HIMA	192	168	174	KIKO		215	215	WERU	212	216	216	SIRET	128	130	130
21	ELGON TEA	190	192	192	SWAZI		174	174	KAISUGU	234	165	214	MABAYI	226	214	214	TAGABI	122	127	130
22	KIPTAGICH	204	190	190	TILYA	185	173	173	KABIANGA		210	210	KAYONZA	217	210	210	CHEMOMI	136	130	130
23	KOWA	196	183	190	TORO	172	169	173	KIPCHABO	236	210	210	MABROUKIE	220	200	200	GLOBAL VILLAGE TEA	128	130	
24	LELAGOIN	187	180	186	ANKOLE		172	172	WUSH WUSH	210	136	206	OLENG	239	198	200	KIKO	130	125	130
25	METTARORA	191	180	185	BWINDI	170	172	172	MWENGE		200	206	GITHONGO		200	200	KIP KOIMET		130	130
26	KELUNET		180	184	CHIVANJEE		170	170	PFUNDA		200	200	KIP KOIMET		197	197	KIGEZI HIGHLANC	131	129	129
27	KERICHO	194	183	183	KYAMUHUNGA	170	168	170	CHEBOSWA	191	196	196	NYANKOBA	239	196	196	BUGAMBE	138	128	128
28	RUSEKERE	176	180	180	GUMARO		164	164	MWAMU		192	192	SOKOT	230	195	195	CHIMCHIM	127	128	128
29	ANKOLE	180	176	178	RUSEKERE	168	161	164	GACHEGE		190	190	TOROR	185	180	190	KAISUGU	126	124	128
30	BUZIRASAGAMA	176	178	178	KIAMARA		164	164	HIMA	210	189	189	KIPCHABO	184	186	188	KOIWA	122	124	128
31	KIJURA	176	176	178	KIJURA	166	163	164	MUGOMA	208	180	188	LITEIN	186	170	188	KORUMA	126	128	128
32	DINDIRA		176	176	KAKONDE	165	163	163	CHEBANGO	186	184	184	OGEMBO	184	180	188	DL TEAS		128	128
33	TILYA		176	176	HERKULU		158	158	MUNOBWA	210	178	180	CHEBUT	182	186	186	KABIANGA	131	128	128
34	CHA ST.ANTONI	176	174	174	CHA MURRECE	156	149	151	NYAMACHE		180	180	EBEREGE	184	186	186	KIBWARI	126	128	128
35	CHIVANJEE		174	174	ANKOLE				DL TEAS		140	174	KAPTUMO	200	186	186	KIPSINENDE	125	128	128
36	KIKO		174	174	ARROKET				KOIWA	170	172	172	MWAMU	190	180	185	MUZIZI	132	128	128
37	LUWALA	174	174	174	CHA ST.ANTONIO				DINDIRA		165	171	KAPKO		184	184	NYAMBYA	128	126	128
38	MWERA	174	174	174	CHEBOSWA				CHELAL	188	170	170	ITUMBE	180	180	184	TOYOI	126	128	128
39	HERKULU		172	172	CHIMCHIM				KEBEN	189	166	170	MUDETE		180	184	KEBEN	125	127	127
40	KIGUMBA		172	172	CUPATEA				MARAMBA	160	163	167	TOMBE	186	180	184	KIAMARA	122	126	126
41	ANKOLE				EMROK				CHIMCHIM	180	165	165	KOBEL	182	182	182	MWENGE	135	118	126
42	ARROKET				GISAKURA				KARIRANA	166	160	165	TIRGAGA	185	180	182	TILYA		126	126
43	BUGAMBE				JAMJI				SETYON	162	155	163	BOITO		182	182	CHEBANGO		125	125
44	BUHWEJU				KAISUGU				METTARORA	155	148	160	CHELAL	180	180	182	ANKOLE	136	120	124
45	CHA MURRECE				KAPKO				LUWALA		158	158	GIANCHORE	182	180	182	MITYANA	123	124	124
46	CHIMCHIM				KARIRANA				CHA MURRECE	148	145	157	KABIANGA	188	182	182	NGORONGO	124	120	122
47	CUPATEA				KARONGI				NGORONGO	156	155	155	KAPSARA		182	182	KIJURA	121	118	122
48	GUMARO				KELUNET				KIPSINENDE	155	155	155	KEBRIGO	186	180	182	KAKONDE	126	115	119
49	JAMJI				KERICHO				TORO	150	150	154	NYAMACHE		180	182	MWERA	109	105	119
50	KAISUGU				KIMUGU				KIMUGU		152	152	ELGON TEA	178	180	180	CHA MURRECE	132	104	105
51	KAPKO				KIPTAGICH				CHIVANJEE		151	151	MOGOGO		180	180	ANKOLE			
52	KIMUGU				KITABI				MWERA		150	150	GACHEGE		180	180	ARROKET			
53	KOBEL				KOBEL				JAMJI	142	146	146	KAPSET	187	180	180	BUHWEJU			
54	KORUMA				KOIWA				TILYA	139	144	146	MOKAMA	180	180	180	CHEBOSWA			
55	MABROUKIE				KORUMA				GUMARO	143	140	144	NDARUGU		180	180	EMROK			
56	MOGOGO				LELAGOIN				MAGURA	240	140	143	NDIMA		180	180	GISAKURA			
57	MUGOMA				MABROUKIE				ANKOLE				SIONGO	190	180	180	GUMARO			
58	MUSHUBI				MANARET				ARROKET				TILYA	157	170	172	HERKULU			
59	OLENG				MBOGO TEA				BUGAMBE				CHEBOSWA		164	170	KAPKO			
60	PFUNDA				METTARORA				BUHWEJU				KIGEZI HIGHLAN		170	170	KARIRANA			
61	SIRET				MOGOGO				CHA ST.ANTONIO				JAMJI	182	160	169	KARONGI			
62	SITOI				MUGOMA				ELGON TEA				KORUMA	170	169	169	KELUNET			
63	TAGABI				MUSHUBI				EMROK				ARROKET	162	152	168	KIPTAGICH			
64	TIRGAGA				NGORONGO				GISAKURA				KIPSINENDE	182	164	168	KITABI			
65	WUSH WUSH				OLENG				HERKULU				LIVINGSTONIA		162	168	KOBEL			
66	BOITO				PFUNDA				KAPKO				BUGAMBE		158	166	LELAGOIN			
67	BWINDI				REYNA				KARONGI				KELUNET		160	166	MABROUKIE			
68	CHEBUT				RUBAYA				KELUNET				KERICHO		160	166	MATA			
69	CHELAL				SHAGASHA				KERICHO				KOIWA	175	156	166	MBOGO TEA			
70	CHEMOMI				SIRET				KITABI				TAGABI		160	166	METTARORA			
71	DL TEAS				SITOI				KOBEL				GLOBAL VILLAG	158	166	166	MOGOGO			
72	EBEREGE				TAGABI				KORUMA				TORO	150	160	166	MUGOMA			
73	GACHEGE				TIRGAGA				LELAGOIN				KIMUGU		165	165	MULINDI			
74	GIANCHORE				BOITO				MABROUKIE				NYAMBYA	158	165	165	MUSHUBI			
75	GITHONGO				CHEBANGO				MANARET				NGORONGO	179	152	164	OLENG			
76	GLOBAL VILLAGE TEA				CHEBUT				MATA				DINDIRA		158	163	PFUNDA			
77	HIMA				CHELAL				MBOGO TEA				METTARORA	168	158	162	REYNA			
78	IJENDA				CHEMOMI				MOGOGO				KIJURA	151	156	160	RUBAYA			
79	IRIAINI				EBEREGE				OLENG				KYAMUHUNGA		157	159	SHAGASHA			
80	ITUMBE				GACHEGE				REYNA				MITYANA	147	157	157	TIRGAGA			
81	KABIANGA				GIANCHORE				RUSEKERE				ANKOLE		150	156	WUSH WUSH			
82	KAKONDE				GITHONGO				SHAGASHA				RUSEKERE	153	145	155	BOITO			
83	KAMBAA				IJENDA				SIRET				MUZIZI		145	155	BUZIRASAGAMA			

CATALOGUE CLOSING FIGURES – 2016 Vs 2015

Sale No.	2015		2016		2017		Differencial 2017 Vs. 2016	
	Pkgs	Kilos	Pkgs	Kilos	Pkgs	Kilos	Pkgs	Kilos
1	147,165	9,493,191.5	148,451	9,735,654.5	145,178	9,437,045.5	- 3,273	- 298,609.0
2	143,751	9,289,282.5	139,820	9,199,450.0	140,125	8,593,123.5	305	- 606,326.5
3	154,710	9,906,594.5	159,276	10,449,664.5	144,994	9,386,541.5	- 14,282	- 1,063,123.0
4	139,364	8,971,223.5	188,659	12,275,549.0	138,097	8,890,671.5	- 50,562	- 3,384,877.5
5	138,215	8,882,666.0	159,398	10,393,542.0	124,938	8,054,484.0	- 34,460	- 2,339,058.0
6	139,078	8,676,309.0	150,152	9,801,201.0	117,320	7,562,742.7	- 32,832	- 2,238,458.3
7	141,725	9,054,005.0	153,397	9,915,132.0	116,361	7,518,587.5	- 37,036	- 2,396,544.5
8	140,360	8,991,608.0	154,458	10,019,049.5	115,356	7,439,711.0	- 39,102	- 2,579,338.5
9	126,137	8,162,828.5	143,119	9,357,930.0	117,140	7,597,207.0	- 25,979	- 1,760,723.0
10	118,447	7,624,848.5	139,747	9,097,239.0	105,840	6,845,830.5	- 33,907	- 2,251,408.5
11	116,156	7,582,902.0	144,515	9,424,673.5	103,585	6,720,482.5	- 40,930	- 2,704,191.0
12	111,457	7,253,148.5	145,973	9,539,611.0	108,818	7,078,896.5	- 37,155	- 2,579,714.5
13	111,260	7,213,322.0	142,210	9,321,487.0	106,738	6,966,532.5	- 35,472	- 2,354,954.5
14	108,238	7,068,589.0	150,415	9,774,359.5	111,839	7,331,690.5	- 38,576	- 2,442,669.0
15	103,540	6,756,161.5	151,648	9,914,957.5	117,718	7,672,851.0	- 33,930	- 2,242,106.5
16	103,558	6,793,729.5	147,839	9,679,159.0	130,737	8,495,693.0	- 17,102	- 1,183,466.0
17	91,359	5,913,640.0	153,600	10,060,731.0	133,590	8,719,546.0	- 20,010	- 1,341,185.0
18	88,870	5,793,234.0	151,268	10,502,473.0	132,188	8,612,581.5	- 19,080	- 1,889,891.5
19	97,877	6,325,414.5	152,683	9,983,086.0	131,831	8,558,320.5	- 20,852	- 1,424,765.5
20	95,917	6,255,617.5	142,133	9,369,893.0	134,729	8,763,410.0	- 7,404	- 606,483.0
21	105,301	6,860,389.0	144,104	9,509,564.0	131,634	8,550,796.0	- 12,470	- 958,768.0
22	126,760	8,271,169.5	146,216	9,600,156.0	131,700	8,572,204.0	- 14,516	- 1,027,952.0
23	128,075	8,350,540.0	143,286	9,455,061.0	137,700	8,897,500.0	- 5,586	- 557,561.0
24	132,269	8,542,152.5	148,330	9,714,505.0	132,606	8,644,644.0	- 15,724	- 1,069,861.0
25	122,540	7,885,358.5	146,750	9,575,912.5	130,856	8,539,642.0	- 15,894	- 1,036,270.5
26	115,820	7,454,433.5	140,955	9,185,569.0	134,420	8,734,861.0	- 6,535	- 450,708.0
27	103,079	6,497,391.0	128,199	8,441,443.0	137,592	8,961,409.0	9,393	519,966.0
28	104,121	6,623,266.0	129,427	8,405,546.0	139,587	9,082,566.0	10,160	677,020.0
29	108,008	6,955,793.5	124,024	8,100,347.0	136,100	8,885,641.0	12,076	785,294.0
30	108,691	6,959,013.0	116,127	7,517,405.5	127,020	8,224,195.0	10,893	706,789.5
31	105,873	6,799,496.0	118,392	7,648,417.0	116,082	7,525,278.0	- 2,310	- 123,139.0
32	108,114	6,969,936.0	121,941	7,968,002.0	109,583	7,112,977.0	- 12,358	- 855,025.0
33	112,658	7,309,670.0	114,684	7,411,426.0	117,196	7,560,646.0	2,512	149,220.0
34	127,634	8,264,301.0	115,065	7,401,593.0	124,100	7,974,797.0	9,035	573,204.0
35	117,496	7,627,780.0	111,398	7,162,051.0	134,339	8,736,776.0	22,941	1,574,725.0
36	122,536	7,966,281.0	103,211	6,620,776.0	133,343	8,692,718.0	30,132	2,071,942.0
37	126,530	8,203,020.0	105,363	6,801,861.0	131,860	8,589,806.0	26,497	1,787,945.0
38	119,001	7,777,556.0	105,991	6,874,694.0	136,152	8,913,732.0	30,161	2,039,038.0
39	111,481	7,239,521.5	102,399	6,593,834.0	132,480	8,632,611.0	30,081	2,038,777.0
40	101,483	6,622,758.0	93,697	6,101,035.0	129,850	8,468,285.0	36,153	2,367,250.0
41	107,818	7,049,132.0	100,438	6,506,134.0	137,560	8,931,039.0	37,122	2,424,905.0
42	118,170	7,748,847.5	113,860	7,296,708.0	147,380	9,566,121.5	33,520	2,269,413.5
43	120,677	7,928,530.5	113,933	7,409,459.5	143,755	9,362,940.0	29,822	1,953,480.5
44	125,671	8,229,490.0	113,258	7,400,472.0	150,080	9,803,157.5	36,822	2,402,685.5
45	135,680	8,917,671.0	115,579	7,575,449.0				
46	147,214	9,690,340.5	118,525	7,716,618.5				
47	154,592	10,029,678.0	126,695	8,229,984.0				
48	148,029	9,688,808.0	133,650	8,694,053.5				
49	150,710	9,887,393.0	132,838	8,544,808.0				
50	146,819	9,649,589.0	136,984	8,747,685.0				
51	151,404	9,922,846.0	141,000	9,192,163.0				
Total	6,231,438	403,930,467.0	6,825,080	445,208,574.5	5,660,097	367,210,290.7	- 259,712	-19,297,522.8



(Please note figures inclusive of reprints)

