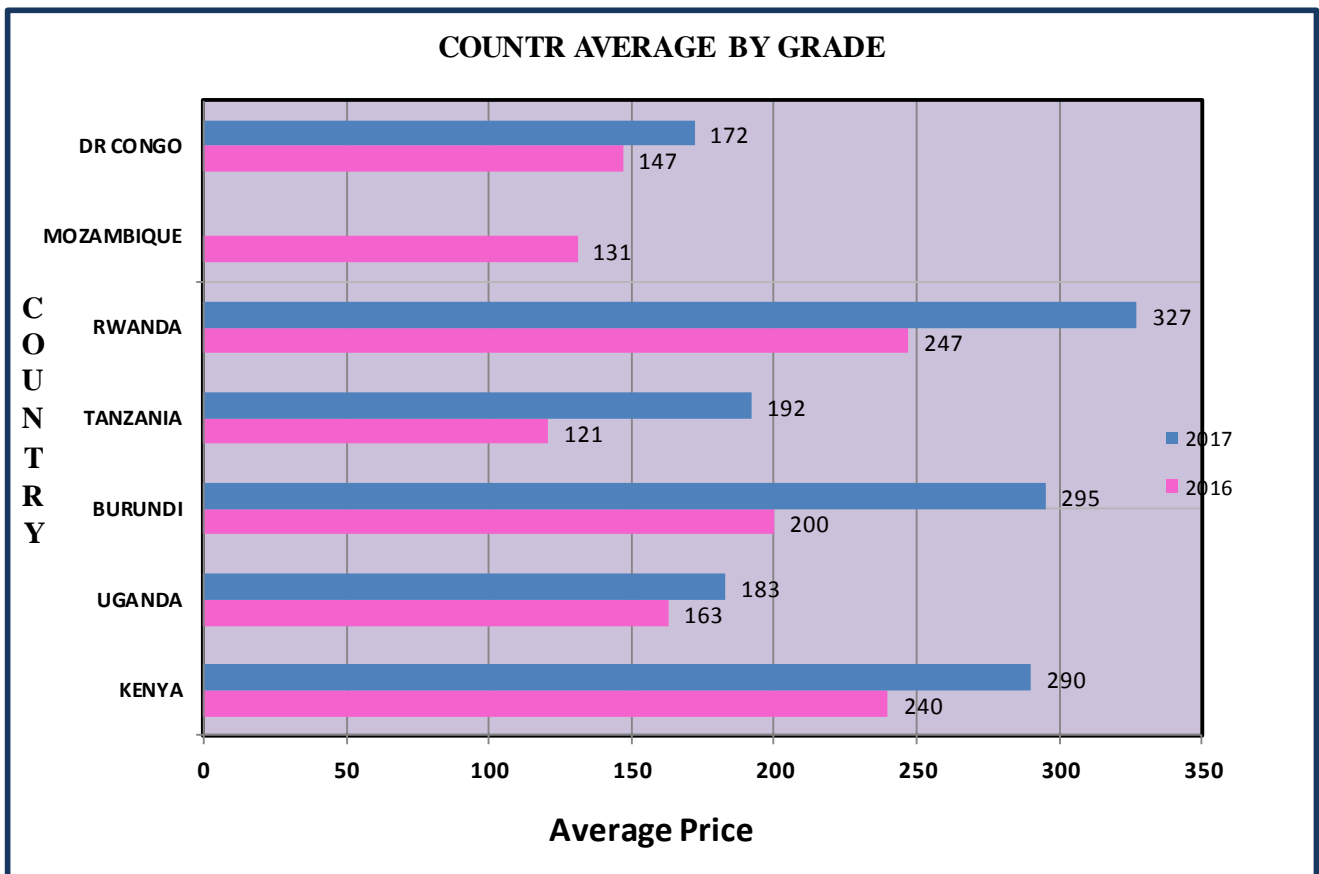


Mombasa Auction: Country Average Prices in US Cents Sale 31 (2016 vs. 2017)

COUNTRY	Avg 2016	Avg 2017	BP1	PF1	PD	D1	BP	PF	D	FNGS	BMF
KENYA	240	290	293	310	289	315	202	185	174	164	97
UGANDA	163	183	178	188	222	220	168	169	174	140	96
BURUNDI	200	295	298	301	296	305			217	239	
TANZANIA	121	192	174	202	226	229	165	150	132	124	96
RWANDA	247	327	344	334	329	351	285	291	250	265	142
MOZAMBIQUE	131										
DR CONGO	147	172			184		157				
ALL AUCTION AVERAGE	225	275	282	303	282	290	198	180	179	159	97

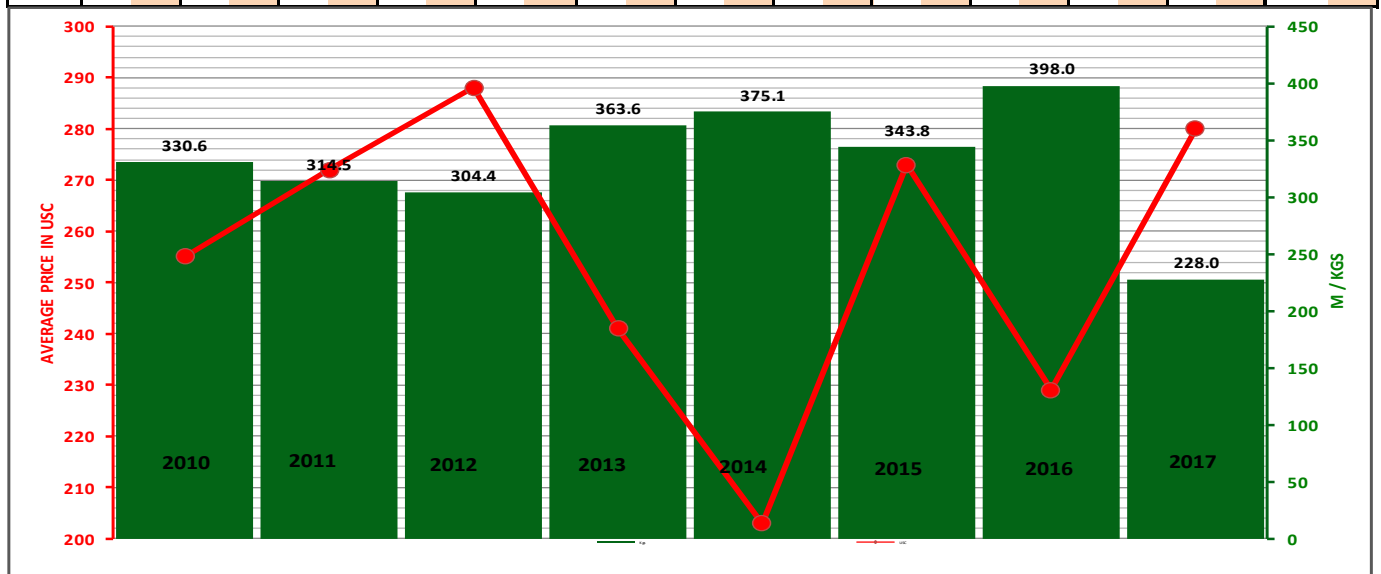


Kilos Sold By Country - Sale no. 31 & Cumulative to date (2016 vs 2017)

	Current Sale 31/2017		Same Sale Last Year 31/2016		Year To Date Sale 01-31/2017		Last Year To Date Sale 01-31/2016		Variance 2017 vs 2016
	Pkgs	Kilos	Pkgs	Kilos	Pkgs	Kilos	Kilos		Kilos
KENYA	78,021	5,192,648.00	76,100	5,075,066.00	2,636,467	175,889,488.30	213,384,054.50		(37,494,566)
UGANDA	15,282	863,641.00	17,911	1,029,298.00	513,677	29,249,337.00	29,057,952.00		191,385
BURUNDI	2,740	173,353.00	3,460	221,705.00	84,857	5,427,282.00	6,317,076.00		(889,794)
TANZANIA	2,540	150,180.00	1,020	44,842.50	77,400	4,142,500.50	2,865,648.00		1,276,853
RWANDA	4,240	289,660.00	4,080	269,439.00	178,789	12,077,777.00	11,567,966.50		509,811
MALAWI					400	24,120.00	19,780.00		4,340
MADAGASCAR					1,100	59,844.00	59,840.00		4
MOZAMBIQUE			752	40,266.00	8,899	453,060.00	963,572.00		(510,512)
DR CONGO	40	2,256.00	60	3,832.00	6,570	384,892.00	247,234.00		137,658
ETHIOPIA					5,172	237,967.00			
TOTALS:	102,863	6,671,738.00	103,383.0	6,684,448.50	3,513,331	227,946,267.80	264,483,123.00		(36,774,822)

Mombasa Auction - Auction Quantities & Average Prices 2010 - 2016

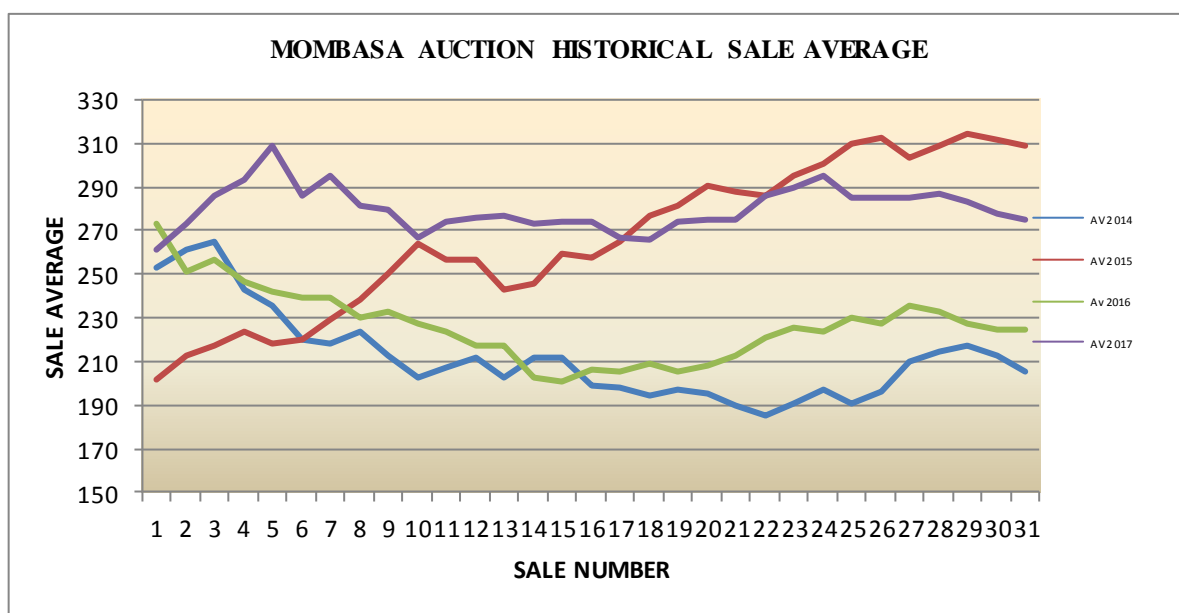
	Jan		Feb		Mar		Apr		May		Jun		Jul		Aug		Sep		Oct		Nov		Dec		Total			
	Kgs	USC	Kgs	USC	Kgs	USC	Kgs	USC	Kgs	USC	Kgs	USC	Kgs	USC	Kgs	USC	Kgs	USC	Kgs	USC	Kgs	USC	Kgs	USC	Kgs	USC		
2017	40.9	284	25.4	285	25.2	274	28.7	272	38.7	275	31.0	289	31.2	283	6.7	275											228.0	280
2016	37.0	256	36.6	237	40.7	223	35.3	204	44.4	212	34.2	227	29.2	231	21.7	218	23.8	222	24.6	223	36.3	250	23.6	252			398.0	229
2015	33.5	214	31.0	227	30.2	254	22.4	257	21.2	285	35.4	300	21.9	310	22.4	294	32.1	284	25.3	302	32.4	289	35.4	285			343.8	273
2014	25.1	256	30.6	224	36.6	208	21.8	207	35.7	196	44.9	191	28.1	205	24.6	203	33.2	190	28.1	192	33.6	191	32.8	189			375.1	203
2013	35.7	305	29.9	292	28.5	264	32.0	237	31.5	239	34.7	231	34.6	229	25.5	228	24.0	213	28.4	202	32.5	210	26.5	234			363.6	241
2012	36.1	264	27.2	265	23.9	274	22.8	279	17.8	281	24.1	289	26.8	299	22.6	309	21.9	304	31.8	297	27.9	304	21.4	307			304.4	288
2011	24.8	294	24.6	277	31.4	274	17.1	266	32.9	262	30.4	271	25.4	282	26.2	282	20.8	267	23.4	265	33.8	266	23.8	261			314.5	272
2010	27.9	284	29.1	295	33.5	280	24.6	261	41.6	235	33.7	222	27.2	216	25.1	250	17.9	249	18.3	250	30.5	254	21.0	270			330.6	255



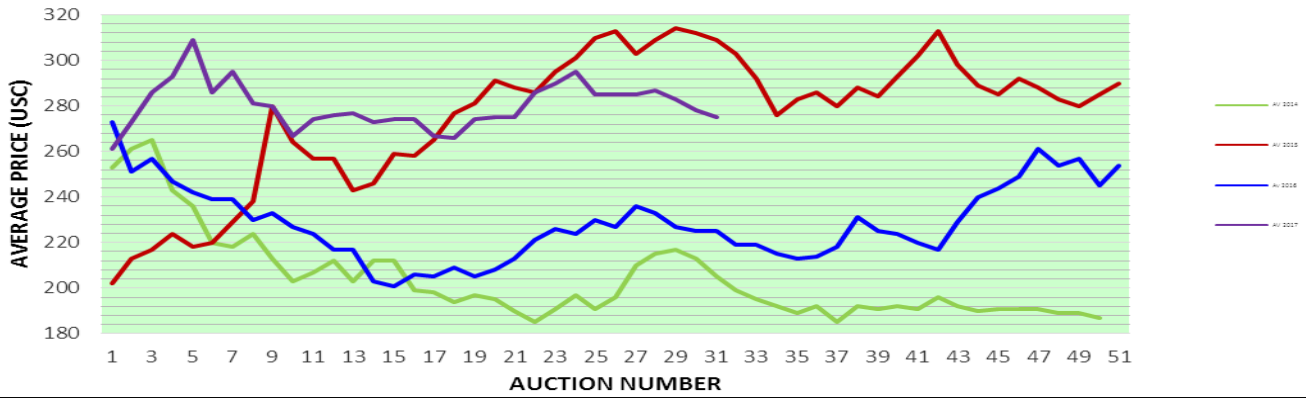
August includes sold kilos and average price for sale 31.

Mombasa Auction - Historical Averages Comparative 2014 - 2017

SALE NO.	AV 2014	AV 2015	Av 2016	AV 2017	2017									
					BP1	PF1	PD	D1	BP2	PF2	D2	FNGS	BMF	
1	253	202	273	261	285	289	255	261	171	155	136	140	77	
2	261	213	251	273	294	304	273	269	171	162	142	142	76	
3	265	217	257	286	296	331	290	274	177	169	151	150	84	
4	243	224	247	293	307	340	291	298	190	176	167	160	96	
5	236	218	242	309	297	362	302	306	187	178	182	161	94	
6	220	220	239	286	286	335	291	289	199	181	183	162	103	
7	218	229	239	295	292	341	295	295	191	178	193	158	96	
8	224	238	230	281	286	321	289	291	191	169	161	157	98	
9	213	250	233	280	294	308	284	288	189	167	176	144	89	
10	203	264	227	267	274	301	274	273	192	170	156	151	90	
11	207	257	224	274	267	308	280	278	190	175	170	154	94	
12	212	257	217	276	268	321	271	285	190	177	174	156	92	
13	203	243	217	277	267	310	276	290	217	182	177	159	92	
14	212	246	203	273	267	301	271	284	198	174	166	157	92	
15	212	259	201	274	269	306	270	290	200	179	165	147	90	
16	199	258	206	274	277	310	267	268	197	172	160	143	90	
17	198	265	205	267	266	298	264	285	211	170	159	147	94	
18	194	277	209	266	274	296	259	279	197	173	163	148	92	
19	197	281	205	274	288	305	266	286	204	169	163	148	87	
20	195	291	208	275	291	307	277	274	187	162	166	146	85	
21	190	288	213	275	304	307	273	294	187	161	170	148	83	
22	185	286	221	286	295	317	281	302	207	157	165	149	85	
23	191	295	226	290	297	329	288	308	213	165	170	147	84	
24	197	301	224	295	304	327	301	309	206	166	179	159	85	
25	191	310	230	285	301	314	295	306	200	177	169	150	88	
26	196	313	227	285	291	314	288	310	198	175	172	155	91	
27	210	303	236	285	301	316	277	291	208	181	186	153	92	
28	215	309	233	287	274	320	287	304	195	180	184	157	94	
29	217	314	227	283	286	317	281	300	212	182	181	154	94	
30	213	312	225	278	288	309	280	296	213	186	180	159	96	
31	205	309	225	275	282	303	282	290	198	180	179	159	97	
Average	210	262	227	280	286	315	280	290	195	172	168	152	90	



MOMBASA AUCTION HISTORICAL SALE AVERAGE CUMULATIVE



BUYERS' PURCHASES SALE 31 2017

Buyer	% Sold	Totals	BP1	PF1	PD	DUST1	BP2	PF2	DUST2	FNGS	BMF
CARGILL KENYA	14.85	15,280	2,760	8,500	4,020	0	0	0	0	0	0
JAMES FINLAY	9.29	9,560	960	1,440	4,080	2,040	0	120	220	700	0
GLOBAL TEA &	9.06	9,323	945	1,660	1,606	672	40	720	1,460	1,240	980
CHAI TRADING	7.91	8,140	80	7,200	540	200	0	120	0	0	0
DEVCHAND	6.55	6,740	0	6,740	0	0	0	0	0	0	0
SSEOE (KENYA)	6.42	6,600	4,220	1,200	440	120	200	220	20	180	0
L.A.B.	5.63	5,795	155	1,940	3,000	600	40	20	20	20	0
MOMBASA COFFEE	5.17	5,320	240	560	2,700	1,240	580	0	0	0	0
RANFER TEAS K	4.18	4,300	520	320	2,240	920	0	0	140	120	40
COFFTEA AGENCIES	4.16	4,280	2,040	440	80	0	0	120	0	1,600	0
VAN REES KENYA	4.06	4,181	520	1,040	940	200	0	160	220	1,101	0
M.J. CLARKE LTD	4.01	4,120	600	680	2,480	340	0	0	20	0	0
INDO-AFRICAN TEA	2.37	2,440	680	1,440	200	0	120	0	0	0	0
ABBAS TRADERS	2.27	2,340	0	960	1,020	0	40	220	0	100	0
STANSAND (A) LTD	1.61	1,660	40	880	740	0	0	0	0	0	0
PWANI HAULIERS	1.56	1,600	0	0	0	0	200	120	0	40	1,240
SHAKAB	1.17	1,200	40	1,000	40	40	0	60	20	0	0
IMPERIAL TEAS	1.02	1,052	120	372	80	440	0	0	40	0	0
AL-EMIR LTD	0.93	960	400	440	0	40	40	20	20	0	0
MARA CHAI LIMITED	0.87	900	0	800	0	0	0	0	0	100	0
AIMCO	0.86	881	40	0	0	0	0	40	0	80	721
ALIBHAI RAMJI	0.70	720	0	120	0	200	0	180	100	120	0
McLEOD RUSSEL	0.68	700	40	400	0	0	0	80	40	100	40
LINDOP & COMPANY	0.66	680	0	480	200	0	0	0	0	0	0
AL-ITIHAD LIMITED	0.64	660	0	0	340	320	0	0	0	0	0
SUMMER LINER	0.52	540	40	0	0	0	160	40	0	240	60
LULA TRADING	0.41	420	0	0	0	0	0	0	0	0	420
SARDIA	0.39	400	0	0	0	0	0	40	0	240	120
EMPIRE KENYA	0.35	360	360	0	0	0	0	0	0	0	0
APT COMMODITIES	0.25	260	0	40	0	80	0	0	140	0	0
TROPICAL CROPS &	0.21	220	0	0	0	0	80	0	20	0	120
CUP OF JOE LTD	0.17	180	0	0	0	0	0	0	0	120	60
TANZIIL TRADING	0.17	180	0	0	0	0	0	0	0	0	180
BURALE CLEARING	0.16	160	0	0	0	0	0	0	0	0	160
KIRINDO TRADERS	0.16	160	0	0	0	0	40	0	0	0	120
TANJAL TEA	0.14	140	40	0	0	0	100	0	0	0	0
GOKAL	0.12	120	120	0	0	0	0	0	0	0	0
SUWAD ENTERPRISE	0.10	100	0	0	0	0	100	0	0	0	0
RIOTANA TRADING	0.08	80	0	0	0	0	80	0	0	0	0
AFRO TEAS LIMITED	0.07	71	0	71	0	0	0	0	0	0	0
LUTEX LIMITED	0.02	20	0	0	0	0	0	20	0	0	0
MAYMUN	0.02	20	0	0	0	0	20	0	0	0	0

Upcoming Auction Offerings by Country

Sale no. 32 and 33 / 2017

COUNTRY	Sale 32/ 2017 (Actual packages)		Sale 33/ 2017		VARIANCE
	Pkgs	Kgs	Pkgs	Kgs	Kgs
KENYA	81,464.00	5,433,431.00	86,877.00	5,789,458.00	356,027.00
UGANDA	17,419.00	1,018,479.00	17,940.00	1,026,214.00	7,735.00
RWANDA	4,540.00	279,888.00	4,800.00	322,542.00	42,654.00
BURUNDI	3,520.00	227,160.00	3,560.00	226,919.00	(241.00)
TANZANIA	2,180.00	143,224.00	2,380.00	125,688.00	(17,536.00)
MALAWI					-
MOZAMBIQUE					-
ETHIOPIA	300	10,795.00	1,599	66,953.00	56,158.00
MADAGASCAR					
DR CONGO			40.00	2,872.00	46,604.00
TOTALS:	109,423	7,112,977.00	117,196	7,560,646.00	491,401.00

Actual Packages on offer for coming sale 32 of 14th & 15th August, 2017

(By Grade / by Country)

COUNTRY	BP1	PF1	PD	DUST1	BP/2	PF/2	DUST/2	FNGS/1/2	BMF/1/2	TOTAL
KENYA	15,084	30,020	20,080	8,320	620	380	1,460	4,100	1,400	81,464
UGANDA	1,920	3,300	3,180	2,280	659	1,420	720	1,900	2,040	17,419
RWANDA	1,200	1,420	660	280	280	80	300	260	60	4,540
BURUNDI	880	1,680	600	200	0	0	20	140	0	3,520
TANZANIA	220	920	160	100	60	20	60	160	480	2,180
ETHIOPIA	0	0	0	0	0	100	0	200	0	300
Total	19,304.00	37,340.00	24,680.00	11,180.00	1,619.00	2,000.00	2,560.00	6,760.00	3,980.00	109,423.00

MAIN GRADE COMPARATIVE RANKINGS – SALE 31 2017

Mark	BP1				Mark	PF1				Mark	PD				Mark	DUST1			
	Pre	Lo	High	De		Prev	Low	Hig	Dev		Pre	Low	Hig	De		Prev	Lo	Hig	Dev
1 NYABIHU	398	420	420	22	MUNUNGA	442	430	442	0	GITUGI	426	430	430	4	GATHUTHI	437	430	430	-7
2 KITABI	402	400	408	6	GATHUTHI	442	432	434	-8	KATHANGARIRI	426	418	430	4	KITABI	422	426	426	4
3 RUBAYA	392	400	408	16	RUKURIRI	426	399	410	-16	KIMUNYE	412	402	430	18	NYABIHU	415	426	426	11
4 MATA	358	330	364	6	NYABIHU	400	395	409	9	KINORO	410	400	430	20	KIMUNYE	428	418	424	-4
5 IMENTI	356	335	362	6	KATHANGARIRI	410	395	404	-6	KIRU	406	420	430	24	RUKURIRI	414	412	412	-2
6 KATHANGARIRI	368	354	356	-12	KITABI	407	396	402	-5	MUNGANIA	406	408	430	24	IMENTI	415	411	411	-4
7 RUKURIRI	356	338	356	0	KIMUNYE	408	400	402	-6	MUNUNGA	410	402	430	20	MUNGANIA	410	400	410	0
8 GITHONGO	357	340	354	-3	IMENTI	410	388	394	-16	NGERE	406	430	430	24	KANGAITA	412	408	408	-4
9 NGERE	364	340	352	-12	KANGAITA	400	390	392	-8	NJUNU	406	410	430	24	KATHANGARIRI	424	407	407	-17
10 NJUNU	352	344	350	-2	RUBAYA	395	390	390	-5	WERU	404	420	430	26	MUNUNGA	406	395	402	-4
11 GITUGI	362	348	348	-14	NJUNU	396	384	387	-9	MICHI	396	412	428	32	NDIMA	410	401	401	-9
12 TEZA	326	300	347	21	NDIMA	390	385	385	-5	GITHAMBO	394	388	428	34	GITUGI	404	400	400	-4
13 THETA	352	344	346	-6	MUNGANIA	392	382	384	-8	KIEGOI	409	398	428	19	RUBAYA	400	398	398	-2
14 IKUMBI	340	340	344	4	IKUMBI	380	372	380	0	GITHONGO	408	399	422	14	MAKOMBOKI	402	395	398	-4
15 NSHLI KIVU	344	342	342	-2	GITUGI	385	375	379	-6	IKUMBI	406	414	422	16	IKUMBI	408	390	396	-12
16 ISEMBE	332	342	342	10	GACHARAGE	387	370	378	-9	IMENTI	400	422	422	22	NJUNU	412	392	396	-16
17 THUMAITA	341	337	341	0	NGERE	382	376	377	-5	THUMAITA	406	420	422	16	THUMAITA	398	395	396	-2
18 GACHARAGE	360	340	340	-20	KAMBAA	380	370	374	-6	CHINGA	406	400	420	14	NGERE	404	390	392	-12
19 KIMUNYE	352	340	340	-12	CHINGA	372	358	372	0	KITABI	428	410	420	-8	KINORO	396	390	391	-5
20 KIRU	336	334	340	4	KAGWE	375	358	370	-5	GACHARAGE	402	412	420	18	CHINGA	402	388	390	-12
21 KARONGI	325	339	339	14	KIEGOI	376	355	370	-6	MAKOMBOKI	412	410	420	8	GACHARAGE	390	390		
22 GISOVU	348	338	338	-10	GATUNGURU	373	364	368	-5	NDIMA	404	408	420	16	KIEGOI	394	390	390	-4
23 KAMBAA	340	336	338	-2	KINORO	374	361	368	-6	THETA	402	400	420	18	KIRU	400	390	390	-10
24 KIEGOI	344	320	338	-6	MAKOMBOKI	381	367	368	-13	KAGWE	402	398	416	14	NDARUGU	398	385	390	-8
25 MUNGANIA	347	322	338	-9	THETA	375	360	368	-7	IRIINI	400	398	414	14	THETA	398	390	390	-8
26 GATHUTHI	348	335	337	-11	THUMAITA	374	368	368	-6	GATHUTHI	410	410	412	2	RAGATI	396	387	387	-9
27 IRIINI	330	325	334	4	RAGATI	375	360	366	-9	KAMBAA	394	408	410	16	NDUTI	391	387	387	-4
28 MABAYI	330	332	332	2	IRIINI	373	355	366	-7	NDARUGU	398	402	410	12	MATAARA	394	384	384	-10
29 GISAKURA	330	330			KIRU	370	364	366	-4	RAGATI	394	402	406	12	WERU	384	384		
30 KANGAITA	335	324	330	-5	MATAARA	372	360	366	-6	GATUNGURU	394	406	406	12	KANYENYA	392	382	382	-10
31 MAKOMBOKI	340	318	330	-10	NDUTI	372	362	366	-6	MATAARA	398	400	406	8	MICHI	360	363	363	3
32 NDARUGU	342	320	330	-12	WERU	365	364	366	1	NDUTI	390	402	406	16	KARONGI	334	334		
33 NDIMA	332	315	328	-4	GITHAMBO	371	355	364	-7	RUKURIRI	408	402	406	-2	MATA	332	332		
34 NDUTI	331	322	328	-3	GITHONGO	376	354	364	-12	GACHEGE	392	398	404	12	GISAKURA	330	326	326	-4
35 MATAARA	332	321	327	-5	KIONYO	375	355	362	-13	KANYENYA	392	397	404	12	MUSHUBI	323	325		
36 KAGWE	330	320	326	-4	NDARUGU	370	355	360	-10	KIONYO	410	360	402	-8	MOMUL	326	310	324	-2
37 RWEGURA	332	320	326	-6	GACHEGE	366	350	355	-11	KANGAITA	408	397	397	-11	MUDETE	297	316	316	19
38 MUSHUBI	320	320			IGEMBE	362	350	350	-12	IGEMBE	412	395	395	-17	MABAYI	312	312		
39 RAGATI	332	320	320	-12	NSHLI KIVU	345	327	340	-5	RUBAYA	394	386	388	-6	SANGANYI	310	304	304	-6
40 KIONYO	327	303	320	-7	KANYENYA	335	314	339	4	MATA	334	340	340	6	MOGOGO	301	302	302	1
41 WERU	332	305	320	-12	KARONGI	335	338	338	3	NSHLI KIVU	337	330	330	-7	TORA	300	302	302	2
42 GITHAMBO	328	305	319	-9	MICHI	332	330	335	3	OLENG	320	320			NYANKOBA	295	300	300	5
43 GATUNGURU	329	300	318	-11	MUGANZA-KIVU	330	333	333	3	GISAKURA	320	310	314	-6	TEZA	294	300	300	6
44 CHINGA	320	316	316	-4	MATA	340	329	332	-8	MUDETE	300	298	314	14	OLENG	302	293	293	-9
45 GACHEGE	320	310	310	-10	OLENG	310	305	331	21	KARONGI	328	310	310	-18	CHEMOMI	294	286	291	-3
46 IJENDA	332	290	310	-22	GISAKURA	336	327	327	-9	MUSHUBI	310	310			BOITO	290	290		
47 MUDETE	298	298			MOMUL	330	318	320	-10	MABAYI	300	310	310	10	KAPKO	270	285	285	15
48 MULINDI	297	288	296	-1	SANGANYI	330	304	316	-14	MUGANZA-KIVU	321	310	310	-11	TIRGAGA	293	285	285	-8
49 SHAGASHA	288	280	296	8	NYANKOBA	312	300	312	0	MOMUL	310	304	306	-4	SOKOT	276	282	282	6
50 KANYENYA	320	296	296	-24	MUSHUBI	320	310	310	-10	SANGANYI	297	295	304	7	MULINDI	280	280		

51	MOMUL	308	282	294	-14	MABAYI	295	310	310	15	NYANKOBA	306	290	302	-4	OGEMBO	280	280		
52	KEBIRIGO	300	282	294	-6	RWEGURA	308	303	307	-1	SIONGO	295	282	296	1	GIANCHORE	275	272	272	-3
53	TIRGAGA	300	286	292	-8	GIANCHORE	320	295	306	-14	BOITO	286	288	294	8	KAMARYA	282	265	270	-12
54	CHELAL	288	290	292	4	KAPKATET	306	290	304	-2	MOKAMA	298	294	294	-4	KIBWARI	290	268	268	-22
55	EBEREGE	290	282	292	2	RUKERI	308	302	302	-6	MOGOGO	278	290	292	14	TEGAT	273	267	267	-6
56	MOKAMA	294	291	292	-2	SHAGASHA	300	297	300	0	CHEBUT	268	292	292	24	ITUMBE	242	260		
57	OLENG	320	290	290	-30	TIRGAGA	308	296	300	-8	ITUMBE	287	256	292	5	LITEIN	255	230	260	5
58	GIANCHORE	300	280	290	-10	MUDETE	316	298	300	-16	KAPTUMO	268	270	292	24	KARIRANA	266	250	259	-7
59	LITEIN	290	286	290	0	TEZA	297	296	300	3	KEBIRIGO	284	282	292	8	NYAMACHE	260	255	255	-5
60	NYANKOBA	294	289	290	-4	UENDA	302	290	298	-4	NYAMACHE	282	288	292	10	EBEREGE	262	250	250	-12
61	SANGANYI	300	282	290	-10	SIONGO	306	290	298	-8	KOBEL	278	279	290	12	TAGABI	246	246		
62	TOROR	290	272	290	0	OGEMBO	296	286	297	1	TIRGAGA	292	284	290	-2	DL TEAS	244	246	246	2
63	MOGOGO	290	284	288	-2	MOGOGO	304	286	296	-8	RWEGURA	298	290	290	-8	KAPSET	280	245	245	-35
64	ITUMBE	290	280	288	-2	MOKAMA	310	296	296	-14	TOROR	284	276	290	6	ARROKET	244	244	244	0
65	KAPKATET	300	284	288	-12	ROROK	296	280	296	0	EBEREGE	285	280	288	3	KIPKEBE	240	244	244	4
66	KAPSET	290	280	288	-2	KOBEL	295	279	294	-1	KAPKATET	285	285	287	2	METTARORA	242	240	244	2
67	NYAMACHE	294	282	287	-7	MULINDI	298	288	294	-4	ROROK	282	282	286	4	REYNA	244	244	244	0
68	KOBEL	294	280	286	-8	NYAMACHE	290	284	294	4	TOMBE	282	277	285	3	SAKAWA	236	244	244	8
69	MWAMU	288	280	286	-2	CHELAL	302	292	292	-10	SHAGASHA	280	257	284	4	SETYON	248	244	244	-4
70	SIONGO	300	280	286	-14	ITUMBE	296	274	292	-4	CHEMOMI	252	244	284	32	SITOI	243	242	244	1
71	OGEMBO	294	285	285	-9	KAPTUMO	275	270	292	17	KAPSET	285	280	284	-1	KAISUGU	230	242	242	12
72	BOITO	292	280	282	-10	TORA	294	286	291	-3	OGEMBO	280	280	284	4	KOBEL	242	242		
73	TOMBE	295	280	282	-13	BOITO	296	280	290	-6	LITEIN	279	279	283	4	KORUMA	236	242	242	6
74	KAPTUMO	275	270	280	5	EBEREGE	300	279	290	-10	MULINDI	274	275	282	8	MARAMBA	242	242	242	0
75	ROROK	290	280	280	-10	KAPSARA	274	260	290	16	GIANCHORE	284	282	282	-2	NGORONGO	246	242	242	-4
76	TEGAT	282	280	280	-2	PFUNDA	290	288	288	-2	CHELAL	285	280	280	-5	KIPCHABO	242	242		
77	CHEBUT	280	260	276	-4	CHEBUT	280	270	288	8	MWAMU	270	280			ELGON TEA	241	241		
78	SIRET	260	248	272	12	KAPSET	295	288	288	-7	TEGAT	275	272	272	-3	BUHWEJU	234	240	240	6
79	KAPKO	288	270	270	-18	LITEIN	299	284	288	-11	KAPKO	270	250	256	-14	CUPATEA	236	240	240	4
80	KAPSARA	278	270	270	-8	TOROR	300	274	288	-12	KAMARYA	256	254	256	0	KIPSINENDE	234	240	240	6
81	KEPCHOMO	270	265	265	-5	KEBIRIGO	304	283	287	-17	KIBWARI	254	254	256	2	MANARET	242	240	240	-2
82	TORA	306	250	262	-44	MWAMU	290	280	286	-4	KARIRANA	258	246	252	-6	TAITO	242	240	240	-2
83	KARIRANA	260	245	260	0	TEGAT	295	280	284	-11	SIRET	256	246	252	-4	TILYA	235	240	240	5
84	MARAMBA	278	255	260	-18	TOMBE	295	280	284	-11	CHEBANGO	252	250	250	-2	CHIMCHIM	238	236	238	0
85	CHEMOMI	274	260	260	-14	CHEBANGO	294	275	283	-11	SOKOT	242	242	248	6	KELUNET	238	238		
86	KIBWARI	265	254	260	-5	KAMARYA	296	280	280	-16	SETYON	246	240	246	0	KIBENA	236	238	238	2
87	SOKOT	260	260	260	0	KIBWARI	292	280	280	-12	KEPCHOMO	248	244	246	-2	KERITOR	240	238	238	-2
88	KAMARYA	266	257	258	-8	CHEMOMI	286	268	272	-14	KIP KOIMET	246	246			LELAGOIN	238	236	236	-2
89	MASINGI	250	250			SIRET	276	260	271	-5	ARROKET	244	236	244	0	KABIANGA	234	236	236	2
90	EMROK	248	248			KAPKO	270	270			KIPTAGICH	244	244	244	0	SWAZI	236	236		
91	MANARET	260	246	246	-14	KARIRANA	272	260	270	-2	MARAMBA	242	242	244	2	BUGAMBE	230	232	234	4
92	TAITO	254	244	246	-8	KEPCHOMO	284	270	270	-14	METTARORA	244	240	244	0	ITONA	234	234		
93	BONDET	245	245			TAITO	250	266	266	16	NGORONGO	244	240	244	0	GLOBAL VILLAGE	224	226	230	6
94	BUHWEJU	185	172	240	55	SOKOT	277	262	264	-13	REYNA	244	244	244	0	NYARINDA	227	230	230	3
95	SETYON	240	240	240	0	REYNA	262	260	260	-2	DL TEAS	242	240	244	2	MOGENI	220	228	228	8
96	DL TEAS	258	234	240	-18	KIPCHABO	274	260	260	-14	BONDET	242	240	242	0	MUZIZI	230	228	228	-2
97	KEBEN	240	240			EMROK	270	255	259	-11	ELGON TEA	234	241	242	8	TORO	218	224	228	10
98	KAYONZA	246	214	232	-14	SETYON	279	257	257	-22	KIPKEBE	236	242			KAHUNA	220	220	226	6
99	ELGON TEA	230	230			KEBEN	255	257			LELAGOIN	238	234	242	4	KYAMUHUNGA	224	226	226	2
100	REYNA	254	215	230	-24	ELGON TEA	247	245	256	9	SAPTET	236	242	242	6	IKANGA	218	224		
101	KIPTAGICH	220	225	228	8	MARAMBA	255	250	255	0	SITOI	243	240	242	-1	MUNOBWA	216	222	222	6
102	TINET	232	225	225	-7	MANARET	264	248	255	-9	KIPTENDEN	240	240	242	2	RUSEKERE	216	220	220	4
103	KIPCHABO	220	207	213	-7	KAYONZA	258	250	254	-4	MASINGI	242	240	242	0	ANKOLE	225	218	220	-5
104	NGORONGO	220	205	205	-15	ARROKET	260	235	250	-10	TINET	244	240	240	-4	KAKONDE	214	218	220	6
105	BUGAMBE	175	200			METTARORA	254	242	250	-4	KAYONZA	242	238	240	-2	KASAKU	220	220		

106	KIPTENDEN	195	195		KIPTENDEN	242	240	250	8	KIPCHABO	242	240	240	-2	KIJURA	218	220	220	2	
107	ANKOLE	214	180	192	-22	KAPSONGOI	258	245	249	-9	KIPSINENDE	234	240	240	6	BUZIRASAGAMA	216	218	218	2
108	SWAZI	190	192		KELUNET	246	235	248	2	MATUTA	240	240	240	0	KIAMARA	220	218	218	-2	
109	CHEBOSWA	190	190		DL TEAS	262	240	247	-15	TAITO	242	240	240	-2	MWENGE	224	216	218	-6	
110	KIKO	200	182	182	-18	NGORONGO	250	246	246	-4	TILUET	238	238	240	2	MITYANA	212	210	210	-2
111	CHIMCHIM	190	180	180	-10	CHEMAMUL	260	246	246	-14	TILYA	236	240	240	4	NAMAYIBA	190	198	198	8
112	KIBENA	208	180	180	-28	KERITOR	245	245		CUPATEA	236	237	239	3	MWERA	170	170	170	0	
113	KORUMA	180	180		BONDET	268	240	244	-24	KELUNET	236	236	239	3	ARC MOUNTAIN					
114	MONIKO	180	180		SITOI	245	240	244	-1	BUHWEJU	234	238	238	4	BONDET					
115	TILYA	200	180	180	-20	KIPKEBE	244	235	241	-3	CHIMCHIM	234	234	238	4	CHEBOSWA				
116	ARC MOUNTAIN	178	178		LELAGOIN	242	235	240	-2	KAISUGU	236	238	238	2	DINDIRA					
117	RUSEKERE	178	176	178	0	SISIBA	240	238	240	0	KIBENA	240	236	238	-2	EMROK				
118	KIJURA	178	172	178	0	MATUTA	250	238	238	-12	RWAKA	228	236	238	10	GISOVU				
119	RWAKA	175	175		TILYA	234	232	238	4	SAKAWA	236	236	238	2	HERKULU					
120	MWENGE	200	172	172	-28	CHIMCHIM	248	232	237	-11	MANARET	240	236	238	-2	JAMJI				
121	BWINDI	191	170	170	-21	CUPATEA	235	235		CHEMAMUL	240	234	236	-4	KARAMBI					
122	ITONA	184	170	170	-14	NGOINA	230	225	234	4	KABIANGA	234	234	236	2	KASUNGA				
123	KASAKU	168	170	170	2	TILUET	240	230	232	-8	KAPSONGOI	238	230	236	-2	KERICHO				
124	BUZIRASAGAMA	170	168	168	-2	RWAKA	230	230		KERITOR	240	236	236	-4	KIPTAGICH					
125	CHIVANJEE	168	168		KIPSINENDE	235	225	225	-10	SISIBA	232	236	236	4	KOIVA					
126	LUWALA	174	168	168	-6	MAGURA	220	220		IGARA	234	234		MARVERA						
127	MITYANA	168	168	168	0	KIBENA	227	216	217	-10	ITONA	226	234	234	8	MBAYO				
128	NYARINDA	170	168	168	-2	BWINDI	222	216	216	-6	NYAMBYA	234	234		MUGOMA					
129	MUNOBWA	176	166	166	-10	ITONA	220	214	216	-4	ANKOLE	228	228	232	4	NGOINA				
130	NYAMBYA	166	166	166	0	BUHWEJU	214	214		SWAZI	218	232		NSHILI KIVU						
131	GLOBAL VILLAG	178	164	164	-14	IGARA	214	210	210	-4	BUGAMBE	228	226	228	0	PFUNDA				
132	TORO	166	160	164	-2	NYAMBYA	188	208	208	20	NGOINA	228	228	228	0	RWAKA				
133	SALAMA	162	162		SWAZI	190	206			KIGEZI HIGHLAN	225	228	228	3	SAPTET					
134	ARROKET				ANKOLE	200	200			MOGENI	226	218	228	2	SHAGASHA					
135	CUPATEA				MONIKO	180	200			MUZIZI	228	224	228	0	SIRET					
136	DINDIRA				NYARINDA	216	198	200	-16	NYARINDA	225	215	228	3	TINET					
137	HERKULU				DINDIRA	199	199			KYAMUHUNGA	220	226	227	7	BWINDI					
138	JAMJI				BUZIRASAGAMA	195	198	198	3	GLOBAL VILLAC	204	212	222	18	CHEBANGO					
139	KAISUGU				KIKO	200	197	197	-3	MAGURA	234	220	222	-12	CHEBUT					
140	KARAMBI				IKANGA	210	190	190	-20	MUFINDI	222	222			CHELAL					
141	KASUNGA				MUNOBWA	190	190			TORO	208	214	222	14	CHEMAMUL					
142	KELUNET				MWENGE	194	190	190	-4	RUSEKERE	220	220			CHIVANJEE					
143	KERICHO				CHIVANJEE	177	181			KASAKU	212	220	220	8	CYOHOHA					
144	KIPKEBE				NAMAYIBA	176	176	176	0	SALAMA	218	190	219	1	GACHEGE					
145	KOIVA				KARAMBI	196	170	172	-24	BUZIRASAGAM	216	218	218	2	GATUNGURU					
146	LELAGOIN				GLOBAL VILLAGE	176	170	170	-6	IKANGA	216	218	218	2	GITHAMBO					
147	MARVERA				SALAMA	180	170	170	-10	KAKONDE	214	218	218	4	GITHONGO					
148	MBAYO				KASAKU	170	168	168	-2	LUWALA	210	218	218	8	HIMA					
149	METTARORA				TORO	164	166	168	4	MUNOBWA	208	218	218	10	IGARA					
150	MICHI				MITYANA	166	167	167	1	MWENGE	210	216			IGEMBE					
151	MUGOMA				ARC MOUNTAIN					MONIKO	215	215			IJENDA					
152	NAMAYIBA				BUGAMBE					KIJURA	214	214	214	0	IRIINI					
153	NGOINA				CHEBOSWA					KIAMARA	214	212	212	-2	KAGWE					
154	PFUNDA				GISOVU					MITYANA	200	208	208	8	KAMBAA					
155	SAKAWA				HERKULU					MBAYO	206	184	184	-22	KAPKATET					
156	SAPTET				JAMJI					MWERA	180	172	172	-8	KAPSARA					

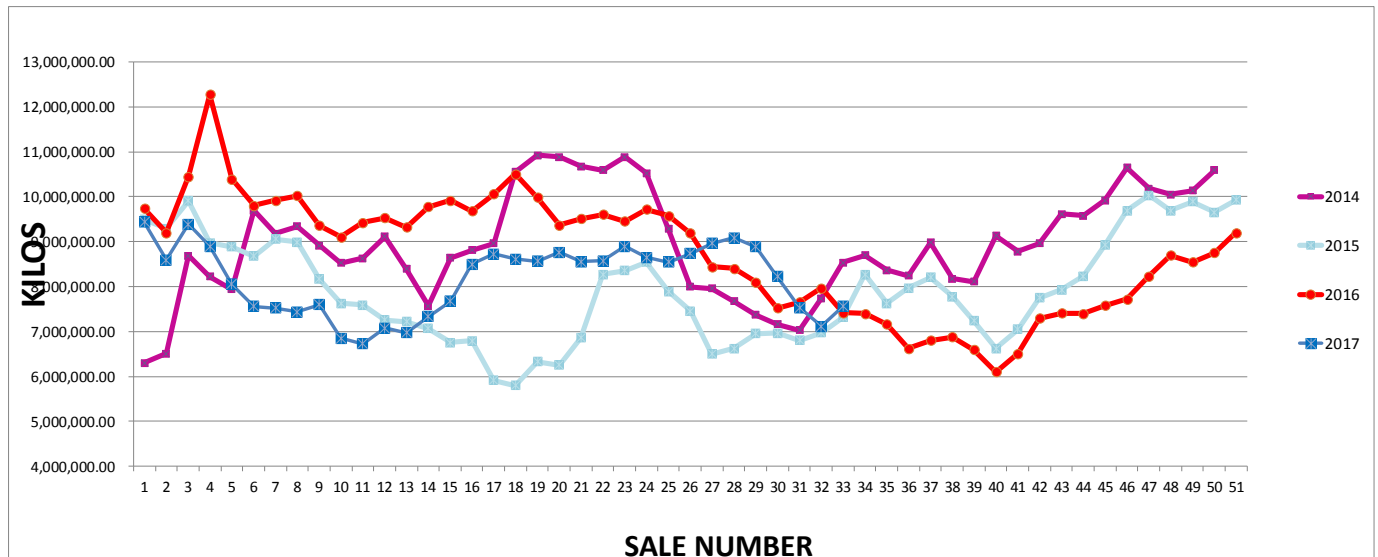
Secondary Grades

Mark	BP/2			Mark	PF/2			Mark	DUST/2			Mark	FNCS/1/2			Mark	BMF			
	Prev	Low	Hig		Prev	Low	High		Prev	Low	Hig		Prev	Low	Hig		Pre	Low	Hig	
1	KITABI	340	305	305	NSHLI KIVU	331	315	316	RUBAYA	320	320	345	KARONGI	289	289	MUGANZA-KIVU	160	160		
2	RUBAYA	326	305	305	GISAKURA		285	285	KITABI	324	307	307	TEZA	275	286	286	KIPTAGICH	128	128	
3	NYABIHU	330	305	305	MATA	287	285	285	MUSHUBI		274	274	RUBAYA	274	274	274	GISAKURA	122	122	
4	MATA	310	275	280	MULINDI	288	272	272	GISOVU	280	260	260	MUSHUBI		240	240	CHEBOSWA	98	114	114
5	MUGANZA-KIVU	255	255	255	SETYON	237	230	246	KIBWARI		256	256	RWEGURA	222	237	237	KIGEZI HIGHLANC	102	111	111
6	MULINDI		222	222	KAYONZA		232	239	GISAKURA	235	238	238	SHAGASHA	234	236	236	MARAMBA	112	108	110
7	MARAMBA	234	220	220	DL TEAS	248	225	230	SOKOT		238	238	CHEBANGO	247	230	230	KAMARYA	108	108	108
8	KARIRANA	222	210	210	ELGON TEA	240	220	220	TEGAT		230	230	TORA	242	226	226	LUWALA	192	95	108
9	KIPTAGICH	218	207	210	BWINDI	184	182	193	KAMARYA	230	226	226	KAYONZA	203	201	203	SIRET	96	102	102
10	REYNA	232	210	210	KYAMUHUNGA	165	190	190	TOROR		226	226	KATHANGARIRI	197	199	200	HIMA	97	102	102
11	SETYON	230	208	210	KIPKEBE		188	188	MOMUL		222	222	CHEMOMI		196	196	CHEMOMI	96	100	100
12	TAITO	210	204	208	BUGAMBE	178	176	178	IJENDA	222	220	220	GACHARAGE	190	195	195	MANARET	102	94	100
13	CHEBANGO	216	206	206	NGORONGO		165	178	KIONYO	230	220	220	THUMAITA	214	195	195	ANKOLE	94	95	99
14	ELGON TEA	205	200	200	ARC MOUNTAIN		176	176	MABAYI	222	217	217	RUKURIRI	175	194	194	TAITO	106	99	99
15	KERICHO	198	194	200	KIGEZI HIGHLAND		172	176	TEZA	204	214	214	IJENDA	227	192	192	BUHWEJU	94	96	98
16	NGORONGO	216	198	200	NYAMBYA	177	168	176	IMENTI	217	212	212	GATHUTHI	166	190	190	ELGON TEA	96	98	98
17	CHEBOSWA	190	198	198	SAKAWA		175	175	KIPTAGICH	204	210	210	KAMARYA		190	190	KIBENA	102	97	98
18	JAMJI	222	198	198	MONIKO		172	174	SETYON	210	145	208	KIBWARI		190	190	MUGOMA		98	98
19	KOWA	188	194	196	DINDIRA		170	170	MICHI		205	205	KIONYO		189	189	TAGABI	94	95	98
20	TAGABI	190	196	196	HIMA	164	166	168	SAKAWA	200	156	203	ELGON TEA	180	184	184	DL TEAS	96	96	98
21	MUZIZI	210	190	190	SWAZI		168	168	CUPATEA	195	202	202	KIPTAGICH	178	170	184	KEBEN	99	98	98
22	BWINDI		164	174	RUSEKERE	175	155	167	KAYONZA	215	168	202	KIEGOI	172	184	184	KIPCHABO	97	98	98
23	IGARA		172	172	GLOBAL VILLAGE	168	164	167	KIEGOI	217	200	200	WERU	179	172	184	SOKOT	93	98	98
24	ARC MOUNTAIN		169	171	KERITOR	183	160	166	KIPCHABO		200	200	GATUNGURU	178	183	183	BUGAMBE	94	97	97
25	MUGOMA		171	171	KIJURA	160	164	166	KABIANGA		198	198	MUNGANIA		183	183	RUSEKERE	94	95	97
26	BUHWEJU	178	170	170	KAKONDE	159	154	158	MUNOBWA		187	198	MUNUNGA	178	183	183	KIPTENDEN	93	96	97
27	KIGEZI HIGHLAND		170	170	MWENGE	160	150	158	MULINDI	190	185	197	NJUNU	181	183	183	CHIMCHIM	93	96	96
28	KIJURA	196	170	170	CHIMCHIM		156	156	BUZIRASAGAMA		195	195	IGEMBE	174	182	182	CUPATEA	92	96	96
29	DINDIRA		167	167	TORO	160	152	152	NYAMBYA	205	195	195	KANGAITA	179	182	182	JAMJI	94	96	96
30	ANKOLE	170	164	166	KASUNGA		148	148	MANARET	183	194	194	MANARET	170	168	182	KARIRANA	94	96	96
31	KASAKU	166	164	164	MITYANA		148	148	MUNUNGA		190	190	GITHONGO	175	181	181	KASUNGA		96	96
32	RUSEKERE	170	162	162	MWERA		148	148	NYANKOBA	206	190	190	MATAARA	174	181	181	KERICHO	93	95	96
33	LUWALA	161	162	162	LUWALA	149	140	144	TOMBE		188	188	IMENTI		180	180	KORUMA	95	96	96
34	MWENGE	170	162	162	MOGENI	146	144	144	KAISUGU	190	155	184	KINORO	168	175	180	SETYON	94	96	96
35	MBAYO		157	157	NYARINDA	140	140	142	GIANCHORE	175	184	184	KIRU	181	180	180	SITOI	93	96	96
36	HERKULU		146	146	HERKULU		128	128	HIMA		181	181	NGERE	176	180	180	BWINDI	94	96	96
37	ARROKET				MARVERA	104	115	115	KIJURA	192	178	180	CHELAL	181	171	179	GLOBAL VILLAGE	95	96	96
38	BUGAMBE				ARROKET				MWENGE	192	180	180	KAGWE	170	170	179	KIAMARA	90	96	96
39	CHIMCHIM				BUHWEJU				ITUMBE	199	176	176	KIPCHABO		167	177	KIPSINENDE	93	95	96
40	CUPATEA				CHEBOSWA				MAGURA	128	110	174	GITHAMBO	173	170	176	MITYANA	94	95	96
41	GISAKURA				CUPATEA				MOGENI	146	165	165	KAPSARA		176	176	TILYA		96	96
42	GISOVU				GISOVU				NYAMACHE		165	165	LITEIN	168	176	176	KOWA	92	95	95
43	KAISUGU				JAMJI				MARAMBA	163	150	164	MICHI	178	170	175	NGORONGO	94	95	95
44	KARONGI				KAISUGU				CHELAL		160	160	CHEBUT	174	170	175	SAKAWA	92	95	95
45	KASUNGA				KARIRANA				CHIMCHIM	150	158	158	GACHEGE	174	175	175	KIJURA	94	94	95
46	KIBENA				KARONGI				CHEBANGO		158	158	OGEMBO	168	169	175	KYAMUHUNGA	95	95	95
47	KIPKEBE				KERICHO				MUGOMA		155	155	SETYON	170	172	174	NYAMBYA	93	95	95
48	KOBEL				KIBENA				KARIRANA	144	150	154	MUDETE	170	170	174	NAMAYIBA	94	94	94
49	KORUMA				KIPTAGICH				DL TEAS	150	135	152	RAGATI	178	173	173	KAKONDE	93	94	94
50	MARVERA				KITABI				KIPTENDEN	156	148	148	TIRGAGA		172	172	MAGURA	94	94	94
51	METTARORA				KOBEL				DINDIRA		147	147	EBEREGE	176	172	172	TORO	93	94	94
52	MICHI				KOWA				KEBEN		146	146	KAPSET		172	172	HERKULU	92	93	93
53	MOGOGO				KORUMA				KIBENA	140	142	142	NYANKOBA	168	167	172	MWENGE	92	93	93

54	MOMUL	MARAMBA	NAMAYIBA	156	140	142	MOGOGO	171	171	MWERA	88	90	90
55	MUSHUBI	MBAYO	NGORONGO	146	135	135	ITUMBE	174	170	171	ARC MOUNTAIN		
56	NAMAYIBA	METTARORA	TORO	130	130	130	KANYENYA	167	164	171	ARROKET		
57	NSHLI KIVU	MICHI	IKANGA		120	120	KAPKATET	167	171	171	DINDIRA		
58	RAGATI	MOGOGO	CYOHoha	123	116	116	KAPTUMO	172	167	171	GISOVU		
59	RWAKA	MOMUL	HERKULU		95	95	CHEBOSWA	180	166	170	KAISUGU		
60	SAKAWA	MUGOMA	ARC MOUNTAIN				MOMUL	170	170	170	KARONGI		
61	SHAGASHA	MUSHUBI	ARROKET				SIRET	170	170	170	KIPKEBE		
62	SIRET	NAMAYIBA	BUGAMBE				GTUGI	170	170	170	KITABI		
63	SITOI	RAGATI	BUHWEJU				MWAMU	172	168	170	KOBEL		
64	TIRGAGA	REYNA	CHEBOSWA				ROROK	180	170	170	MARVERA		
65	BUZIRASAGAMA	RUBAYA	ELGON TEA				SIONGO	172	165	170	MATA		
66	CHEBUT	RWAKA	JAMJI				TOROR	172	169	169	MBAYO		
67	CHELAL	SHAGASHA	KARONGI				NYAMACHE	171	168	168	METTARORA		
68	CHEMOMI	SIRET	KASUNGA				MOKAMA	165	167	167	MICHI		
69	CYOHoha	SITOI	KERICHO				RWAKA	154	166	166	MOGOGO		
70	DL TEAS	TAGABI	KIPKEBE				GIANCHORE	160	166	166	MOMUL		
71	EBEREGE	TIRGAGA	KOBEL				KOBEL	172	165	165	MULINDI		
72	GACHARAGE	ANKOLE	KOIVA				KEBIRIGO	172	165	165	MUSHUBI		
73	GACHEGE	BUZIRASAGAMA	KORUMA				BWINDI	147	160	160	NSHLI KIVU		
74	GATHUTHI	CHEBANGO	MARVERA				KIPSINENDE	181	150	160	RAGATI		
75	GATUNGURU	CHEBUT	MATA				KIBENA	154	158	158	REYNA		
76	GIANCHORE	CHELAL	MBAYO				KERITOR	158	158	158	RUBAYA		
77	GITHAMBO	CHEMOMI	METTARORA				KYAMUHUNGA	156	148	158	RWAKA		
78	GITHONGO	CYOHoha	MOGOGO				NGORONGO	160	156	156	SHAGASHA		
79	GITUGI	EBEREGE	NSHLI KIVU				KORUMA	170	155	155	TIRGAGA		
80	GLOBAL VILLAGE TEA	GACHARAGE	RAGATI				BUHWEJU	147	154	154	BUZIRASAGAMA		
81	HIMA	GACHEGE	REYNA				KIPTENDEN	150	151	151	CHEBANGO		
82	IGEMBE	GATHUTHI	RUSEKERE				NYAMBYA	146	151	151	CHEBUT		
83	IJENDA	GATUNGURU	RWAKA				METTARORA	148	140	150	CHELAL		
84	IKANGA	GIANCHORE	SHAGASHA				ITONA	150	150	150	CYOHoha		
85	IMENTI	GITHAMBO	SIRET				KERICHO	146	135	149	EBEREGE		
86	ITONA	GITHONGO	SITOI				MAGURA	154	147	149	GACHARAGE		
87	ITUMBE	GITUGI	TAGABI				CHIMCHIM	150	140	148	GACHEGE		
88	KABIANGA	IGARA	TIRGAGA				SAKAWA	146	148	148	GATHUTHI		
89	KAGWE	IGEMBE	ANKOLE				SITOI	145	148	148	GATUNGURU		
90	KAKONDE	IJENDA	BWINDI				MUZIZI	146	144	148	GIANCHORE		
91	KAMARYA	IKANGA	CHEBUT				ARROKET	140	140	146	GITHAMBO		
92	KANGAITA	IMENTI	CHEMOMI				BUGAMBE	153	146	146	GITHONGO		
93	KANYENYA	ITONA	EBEREGE				TAGABI	146	138	146	GITUGI		
94	KAPKATET	ITUMBE	GACHARAGE				KAKONDE	148	142	146	IGARA		
95	KAPSARA	KABIANGA	GACHEGE				MWENGE	148	146	146	IGEMBE		
96	KAPSET	KAGWE	GATHUTHI				TILYA	148	145	145	IJENDA		
97	KAPTUMO	KAMARYA	GATUNGURU				ANKOLE	148	144	144	IKANGA		
98	KATHANGARIRI	KANGAITA	GITHAMBO				KIGEZI HIGHLAN	144	144	144	IMENTI		
99	KAYONZA	KANYENYA	GITHONGO				RUSEKERE	150	132	142	ITONA		
100	KEBEN	KAPKATET	GITUGI				KJURA	150	140	142	ITUMBE		
101	KEBIRIGO	KAPSARA	GLOBAL VILLAGE TEA				KARIRANA	141	141	141	KABIANGA		
102	KERITOR	KAPSET	IGARA				KOIVA	146	137	140	KAGWE		
103	KIAMARA	KAPTUMO	IGEMBE				MWERA	144	134	140	KANGAITA		
104	KIBWARI	KASAKU	ITONA				GLOBAL VILLAG	148	137	139	KANYENYA		
105	KIEGOI	KATHANGARIRI	KAGWE				MITYANA	134	136	136	KAPKATET		
106	KINORO	KEBEN	KAKONDE				TORO	105	120	122	KAPSARA		
107	KIONYO	KEBIRIGO	KANGAITA				KIAMARA	112	105	105	KAPSET		
108	KIPCHABO	KIAMARA	KANYENYA				HERKULU	100	93	93	KAPTUMO		
109	KIPSINENDE	KIBWARI	KAPKATET				MARVERA	92	92	92	KASAKU		

CATALOGUE CLOSING FIGURES – 2016 Vs 2015

Sale No.	2014		2015		2016		2017		Diferencial 2017 Vs. 2016	
	Pkgs	Kilos	Pkgs	Kilos	Pkgs	Kilos	Pkgs	Kilos	Pkgs	Kilos
1	99,710	6,298,148.20	147,165	9,493,191.5	148,451	9,735,654.5	145,178	9,437,045.5	- 3,273	- 298,609.0
2	103,466	6,502,876.50	143,751	9,289,282.5	139,820	9,199,450.0	140,125	8,593,123.5	305	- 606,326.5
3	137,768	8,683,522.00	154,710	9,906,594.5	159,276	10,449,664.5	144,994	9,386,541.5	- 14,282	- 1,063,123.0
4	128,878	8,218,910.70	139,364	8,971,223.5	188,659	12,275,549.0	138,097	8,890,671.5	- 50,562	- 3,384,877.5
5	124,827	7,934,837.50	138,215	8,882,666.0	159,398	10,393,542.0	124,938	8,054,484.0	- 34,460	- 2,339,058.0
6	153,181	9,690,881.50	139,078	8,676,309.0	150,152	9,801,201.0	117,320	7,562,742.7	- 32,832	- 2,238,458.3
7	143,489	9,176,975.70	141,725	9,054,005.0	153,397	9,915,132.0	116,361	7,518,587.5	- 37,036	- 2,396,544.5
8	145,870	9,339,518.50	140,360	8,991,608.0	154,458	10,019,049.5	115,356	7,439,711.0	- 39,102	- 2,579,338.5
9	140,050	8,915,607.00	126,137	8,162,828.5	143,119	9,357,930.0	117,140	7,597,207.0	- 25,979	- 1,760,723.0
10	132,359	8,521,016.50	118,447	7,624,848.5	139,747	9,097,239.0	105,840	6,845,830.5	- 33,907	- 2,251,408.5
11	134,237	8,628,126.00	116,156	7,582,902.0	144,515	9,424,673.5	103,585	6,720,482.5	- 40,930	- 2,704,191.0
12	140,944	9,109,954.00	111,457	7,253,148.5	145,973	9,530,611.0	108,818	7,078,896.5	- 37,155	- 2,451,714.5
13	130,788	8,393,292.50	111,260	7,213,322.0	142,210	9,321,487.0	106,738	6,966,532.5	- 35,472	- 2,354,954.5
14	117,069	7,563,896.50	108,238	7,068,589.0	150,415	9,774,359.5	111,839	7,331,690.5	- 38,576	- 2,442,669.0
15	133,310	8,637,005.50	103,540	6,756,161.5	151,648	9,914,957.5	117,718	7,672,851.0	- 33,930	- 2,242,106.5
16	137,248	8,808,651.50	103,558	6,793,729.5	147,839	9,679,159.0	130,737	8,495,693.0	- 17,102	- 1,183,466.0
17	138,901	8,958,227.50	91,359	5,913,640.0	153,600	10,060,731.0	133,590	8,719,546.0	- 20,010	- 1,341,185.0
18	164,212	10,547,107.50	88,870	5,793,234.0	151,268	10,502,473.0	132,188	8,612,581.5	- 19,080	- 1,889,891.5
19	168,780	10,915,674.00	97,877	6,325,414.5	152,683	9,983,086.0	131,831	8,558,320.5	- 20,852	- 1,424,765.5
20	168,216	10,877,374.00	95,917	6,255,617.5	142,133	9,369,893.0	134,729	8,763,410.0	- 7,404	- 606,483.0
21	166,628	10,676,048.50	105,301	6,860,389.0	144,104	9,509,564.0	131,634	8,550,796.0	- 12,470	- 958,768.0
22	166,443	10,593,048.00	126,760	8,271,169.5	146,216	9,600,156.0	131,700	8,572,204.0	- 14,516	- 1,027,952.0
23	170,461	10,881,614.00	128,075	8,350,540.0	143,286	9,455,061.0	137,700	8,897,500.0	- 5,586	- 557,561.0
24	165,116	10,521,600.00	132,269	8,542,152.5	148,330	9,714,505.0	132,606	8,644,644.0	- 15,724	- 1,069,861.0
25	146,574	9,277,525.00	122,540	7,885,358.5	146,750	9,575,912.5	130,856	8,539,642.0	- 15,894	- 1,036,270.5
26	126,557	7,997,172.50	115,820	7,454,433.5	140,955	9,185,569.0	134,420	8,734,861.0	- 6,535	- 450,708.0
27	126,967	7,959,253.00	103,079	6,497,391.0	128,199	8,441,443.0	137,592	8,961,409.0	9,393	519,966.0
28	122,361	7,670,763.50	104,121	6,623,266.0	129,427	8,405,546.0	139,587	9,082,566.0	10,160	677,020.0
29	116,274	7,368,948.00	108,008	6,955,793.5	124,024	8,100,347.0	136,100	8,885,641.0	12,076	785,294.0
30	112,432	7,163,335.00	108,691	6,959,013.0	116,127	7,517,405.5	127,020	8,224,195.0	10,893	706,789.5
31	109,540	7,023,565.00	105,873	6,799,496.0	118,392	7,648,417.0	116,082	7,525,278.0	- 2,310	- 123,139.0
32	120,399	7,737,114.50	108,114	6,969,936.0	121,941	7,968,002.0	109,583	7,112,977.0	- 12,358	- 855,025.0
33	131,270	8,529,680.00	112,658	7,309,670.0	114,684	7,411,426.0	117,196	7,560,646.0	2,512	149,220.0
34	136,693	8,690,424.50	127,634	8,264,301.0	115,065	7,401,593.0				
35	130,644	8,362,071.50	117,496	7,627,780.0	111,398	7,162,051.0				
36	128,071	8,240,366.50	122,536	7,966,281.0	103,211	6,620,776.0				
37	139,627	8,973,903.00	126,530	8,203,020.0	105,363	6,801,861.0				
38	126,383	8,175,492.50	119,001	7,777,556.0	105,991	6,874,694.0				
39	124,411	8,107,189.00	111,481	7,239,521.5	102,399	6,593,834.0				
40	139,840	9,126,654.00	101,483	6,622,758.0	93,697	6,101,035.0				
41	135,257	8,783,367.50	107,818	7,049,132.0	100,438	6,506,134.0				
42	137,989	8,963,781.20	118,170	7,748,847.5	113,860	7,296,708.0				
43	147,624	9,610,708.00	120,677	7,928,530.5	113,933	7,409,459.5				
44	147,500	9,573,851.50	125,671	8,229,490.0	113,258	7,400,472.0				
45	152,785	9,915,810.50	135,680	8,917,671.0	115,579	7,575,449.0				
46	165,141	10,643,820.50	147,214	9,690,340.5	118,525	7,716,618.5				
47	157,817	10,178,686.50	154,592	10,029,678.0	126,695	8,229,984.0				
48	155,594	10,052,083.00	148,029	9,688,808.0	133,650	8,694,053.5				
49	157,879	10,136,370.00	150,710	9,887,393.0	132,838	8,544,808.0				
50	164,521	10,584,124.00	146,819	9,649,589.0	136,984	8,747,685.0				
51			151,404	9,922,846.0	141,000	9,192,163.0				
Total	6,972,101	447,239,973.80	6,231,438	403,930,467.0	6,825,080	445,208,574.5	4,159,198	269,538,307.7	- 581,998	-40,800,888.3



(Please note figures inclusive of reprints)

WEATHER REPORT

KENYA

For the week ending 30th July, 2017, East of Rift remained cloudy & chilly with short durations of sunshine during the week under review. Crop levels were still low at 20 to 40 tons while West of Rift tea growing catchments experienced sunny intervals accompanied by alternate showers and low temperatures throughout the week under review. Green leaf intake for the last week of the month of July improved significantly and ranged between 50 to 80 tons levels.

UGANDA

Fort portal area received 93mm of rainfall and experienced 19⁰C minimum and 26⁰C maximum temperatures, Kibale received 49mm of rainfall and experienced 19⁰C minimum and 32⁰C maximum temperatures, Bushenyi received 65mm of rainfall and experienced 15⁰C minimum and 28⁰C maximum temperatures while Hoima received 11mm of rainfall and experienced 18⁰C minimum and 27⁰C maximum temperatures. Crop levels slightly increased.

COMBROK LIMITED