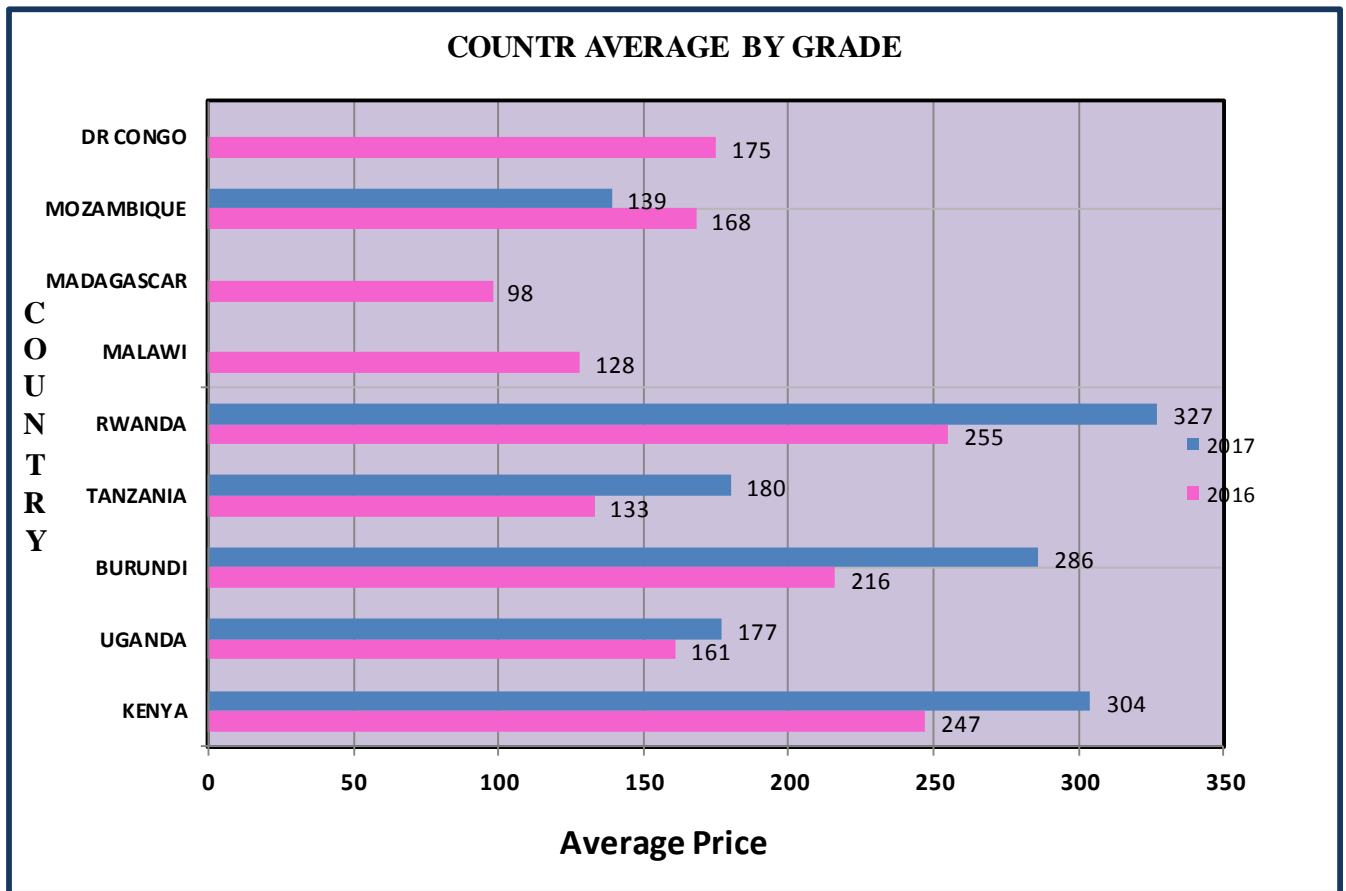


Mombasa Auction: Country Average Prices in US Cents Sale 26 (2016 vs. 2017)

COUNTRY	Avg 2016	Avg 2017	BP1	PF1	PD	D1	BP	PF	D	FNGS	BMF
KENYA	247	304	318	330	287	313	201	214	185	161	92
UGANDA	161	177	178	177	207	211	172	159	169	118	92
BURUNDI	216	286	304	288	285	287			218	221	
TANZANIA	133	180	176	184	214	217	161	159	141	151	89
RWANDA	255	327	343	346	318	342	277	284	249	256	119
MALAWI	128										
MADAGASCAR	98										
MOZAMBIQUE	168	139			135	180	162	111			93
DR CONGO	175										
ALL AUCTION AVERAGE	236	285	301	316	277	291	208	181	186	153	92

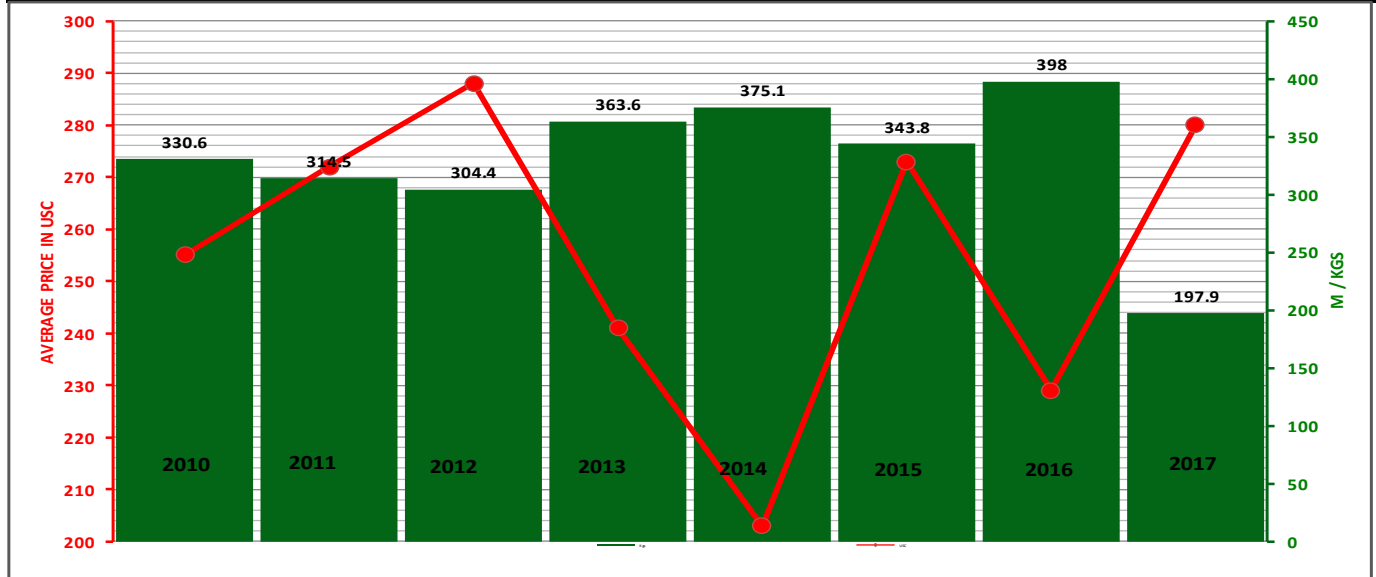


Kilos Sold By Country - Sale no. 27 & Cumulative to date (2016 vs 2017)

	Current Sale 27/2017		Same Sale Last Year 27/2016		Year To Date Sale 01-27/2017		Last Year To Date Sale 01-27/2016	Variance 2017 vs 2016
	Pkgs	Kilos	Pkgs	Kilos	Pkgs	Kilos	Kilos	Kilos
KENYA	90,738	6,023,309.00	93,912	6,319,077.00	2,289,914	152,774,541.50	191,409,249.50	(38,634,708)
UGANDA	18,415	919,037.00	13,739	797,720.00	444,296	25,292,811.00	25,130,711.00	162,100
BURUNDI	3,020	193,128.00	3,499	225,444.00	71,997	4,614,647.00	5,492,726.00	(878,079)
TANZANIA	5,200	265,808.00	1,360	71,437.00	66,200	3,496,558.50	2,677,893.50	818,665
RWANDA	6,280	420,572.00	3,960	264,141.00	156,989	10,596,699.00	10,420,034.00	176,665
MALAWI			360	19,780.00	400	24,120.00	19,780.00	4,340
MADAGASCAR			80	4,304.00	1,020	55,540.00	59,840.00	(4,300)
MOZAMBIQUE	680	35,084.00	480	28,190.00	7,799	400,280.00	826,989.00	(426,709)
DR CONGO			60	3,032.00	6,170	361,652.00	233,710.00	127,942
ETHIOPIA					5,172	237,967.00		
TOTALS:	124,333	7,856,938.00	117,450.0	7,733,125.00	3,049,957	197,854,816.00	236,270,933.00	(38,654,084)

Mombasa Auction - Auction Quantities & Average Prices 2010 - 2016

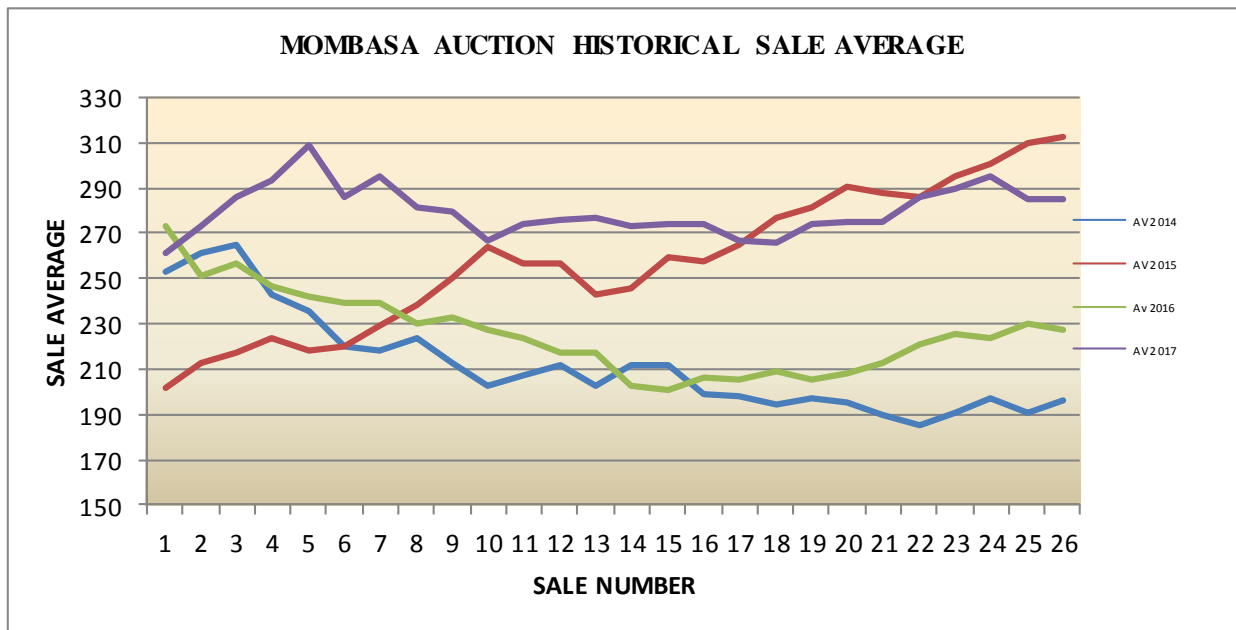
	Jan		Feb		Mar		Apr		May		Jun		Jul		Aug		Sep		Oct		Nov		Dec		Total		
	Kgs	USC	Kgs	USC	Kgs	USC	Kgs	USC	Kgs	USC	Kgs	USC	Kgs	USC	Kgs	USC	Kgs	USC	Kgs	USC	Kgs	USC	Kgs	USC	Kgs	USC	
2017	40.9	284	25.4	285	25.2	274	28.7	272	38.7	275	31.0	289	7.9	285												197.9	280
2016	37.0	256	36.6	237	40.7	223	35.3	204	44.4	212	34.2	227	29.2	231	21.7	218	23.8	222	24.6	223	36.3	250	23.6	252	398.0	229	
2015	33.5	214	31.0	227	30.2	254	22.4	257	21.2	285	35.4	300	21.9	310	22.4	294	32.1	284	25.3	302	32.4	289	35.4	285	343.8	273	
2014	25.1	256	30.6	224	36.6	208	21.8	207	35.7	196	44.9	191	28.1	205	24.6	203	33.2	190	28.1	192	33.6	191	32.8	189	375.1	203	
2013	35.7	305	29.9	292	28.5	264	32.0	237	31.5	239	34.7	231	34.6	229	25.5	228	24.0	213	28.4	202	32.5	210	26.5	234	363.6	241	
2012	36.1	264	27.2	265	23.9	274	22.8	279	17.8	281	24.1	289	26.8	299	22.6	309	21.9	304	31.8	297	27.9	304	21.4	307	304.4	288	
2011	24.8	294	24.6	277	31.4	274	17.1	266	32.9	262	30.4	271	25.4	282	26.2	282	20.8	267	23.4	265	33.8	266	23.8	261	314.5	272	
2010	27.9	284	29.1	295	33.5	280	24.6	261	41.6	235	33.7	222	27.2	216	25.1	250	17.9	249	18.3	250	30.5	254	21.0	270	330.6	255	



July includes sold kilos and average price for sale 27 only.

Mombasa Auction - Historical Averages Comparative 2014 - 2017

SALE NO.	AV 2014	AV 2015	Av 2016	AV 2017	2017									
					BP1	PF1	PD	D1	BP2	PF2	D2	FNGS	BMF	
1	253	202	273	261	285	289	255	261	171	155	136	140	77	
2	261	213	251	273	294	304	273	269	171	162	142	142	76	
3	265	217	257	286	296	331	290	274	177	169	151	150	84	
4	243	224	247	293	307	340	291	298	190	176	167	160	96	
5	236	218	242	309	297	362	302	306	187	178	182	161	94	
6	220	220	239	286	286	335	291	289	199	181	183	162	103	
7	218	229	239	295	292	341	295	295	191	178	193	158	96	
8	224	238	230	281	286	321	289	291	191	169	161	157	98	
9	213	250	233	280	294	308	284	288	189	167	176	144	89	
10	203	264	227	267	274	301	274	273	192	170	156	151	90	
11	207	257	224	274	267	308	280	278	190	175	170	154	94	
12	212	257	217	276	268	321	271	285	190	177	174	156	92	
13	203	243	217	277	267	310	276	290	217	182	177	159	92	
14	212	246	203	273	267	301	271	284	198	174	166	157	92	
15	212	259	201	274	269	306	270	290	200	179	165	147	90	
16	199	258	206	274	277	310	267	268	197	172	160	143	90	
17	198	265	205	267	266	298	264	285	211	170	159	147	94	
18	194	277	209	266	274	296	259	279	197	173	163	148	92	
19	197	281	205	274	288	305	266	286	204	169	163	148	87	
20	195	291	208	275	291	307	277	274	187	162	166	146	85	
21	190	288	213	275	304	307	273	294	187	161	170	148	83	
22	185	286	221	286	295	317	281	302	207	157	165	149	85	
23	191	295	226	290	297	329	288	308	213	165	170	147	84	
24	197	301	224	295	304	327	301	309	206	166	179	159	85	
25	191	310	230	285	301	314	295	306	200	177	169	150	88	
26	196	313	227	285	291	314	288	310	198	175	172	155	91	
27	210	303	236	285	301	316	277	291	208	181	186	153	92	
Average	210	256	226	280	287	315	279	289	194	171	167	151	89	



Upcoming Auction Offerings by Country
Sale no. 28 and 29 / 2017

COUNTRY	Sale 28/ 2017 (Actual packages)		Sale 29/ 2017		VARIANCE
	Pkgs	Kgs	Pkgs	Kgs	Kgs
KENYA	104,007.00	6,938,106.00	103,600.00	6,932,120.00	(5,986.00)
UGANDA	19,740.00	1,156,140.00	19,520.00	1,122,373.00	(33,767.00)
RWANDA	6,560.00	466,356.00	6,420.00	436,970.00	(29,386.00)
BURUNDI	3,520.00	223,248.00	3,880.00	244,094.00	20,846.00
TANZANIA	4,440.00	258,504.00	2,040.00	119,612.00	(138,892.00)
MOZAMBIQUE	680.00	34,384.00	460.00	20,880.00	(13,504.00)
MADAGASCAR			80	4,304.00	(19,952.00)
DR CONGO	100.00	5,828.00	100.00	5,288.00	46,604.00
TOTALS:	139,047	9,082,566.00	136,100	8,885,641.00	(154,085.00)

Actual Packages on offer for coming sale 28 of 10th & 11th July, 2017
(By Grade / by Country)

COUNTRY	BP1	PF1	PD	DUST1	BP/2	PF/2	DUST/2	FNGS/1/2	BMF/1/2	TOTAL
BURUNDI	800	2,000	320	200	0	0	60	140	0	3,520
DR CONGO	40	0	20	0	20	0	20	0	0	100
KENYA	17,876	44,477	23,673	9,021	1,320	860	1,760	3,200	1,820	104,007
MOZAMBIQUE	0	40	80	120	20	340	0	0	80	680
RWANDA	1,200	2,800	1,100	480	180	180	380	160	80	6,560
TANZANIA	560	2,020	860	200	180	80	200	260	80	4,440
UGANDA	2,719	3,400	3,280	2,281	800	1,680	820	2,160	2,600	19,740
Total	23,195.00	54,737.00	29,333.00	12,302.00	2,520.00	3,140.00	3,240.00	5,920.00	4,660.00	139,047.00

MAIN GRADE COMPARATIVE RANKINGS – SALE 27 2017

Mark	BP1				Mark	PF1				Mark	PD				Mark	DUST1			
	Pre	Lo	High	De		Prev	Low	Hig	Dev		Pre	Low	Hig	De		Prev	Lo	Hig	Dev
1 KITABI	422	398	400	-22	GATHUTHI	440	446	450	10	KIMUNYE	400	402	416	16	KITABI	425	427	427	2
2 RUBAYA	426	400	400	-26	MUNUNGA	433	438	444	11	GATHUTHI	402	404	407	5	KIMUNYE	421	423	423	2
3 NYABIHU	426	390	399	-27	RUKURIRI	418	424	428	10	KITABI	432	405	405	-27	GATHUTHI	437	422	422	-15
4 IMENTI	340	345	360	20	KIMUNYE	408	402	412	4	KATHANGARIRI	400	400	402	2	KATHANGARIRI	416	419	420	4
5 NSHILI KIVU	338	355	359	21	IMENTI	398	395	407	9	RUKURIRI	398	400	402	4	KANGAITA	417	415	417	0
6 IKUMBI	334	342	359	25	KATHANGARIRI	400	400	402	2	MUNGANIA	391	394	401	10	GITUGI	412	416	416	4
7 NJUNU	348	350	358	10	KITABI	402	398	400	-2	KANGAITA	392	396	400	8	MUNGANIA	416	414	416	0
8 GISAKURA	334	356	356	22	KANGAITA	397	400	400	3	MUNUNGA	395	398	400	5	IMENTI	410	409	412	2
9 GACHARAGE	346	348	356	10	NYABIHU	410	390	399	-11	NYABIHU	432	395	400	-32	MUNUNGA	414	405	405	-9
10 GITUGI	352	350	356	4	RUBAYA	391	382	390	-1	NDIMA	384	386	399	15	NDIMA	410	402	404	-6
11 KATHANGARIRI	348	354	354	6	GITUGI	386	388	390	4	CHINGA	378	392	398	20	NJUNU	414	402	404	-10
12 THETA	354	350	354	0	MUNGANIA	386	388	390	4	GACHEGE	370	394	398	28	CHINGA	406	398	402	-4
13 RUTSIRO	365	352	352	-13	NJUNU	380	384	388	8	IRIAINI	376	379	398	22	MAKOMBOKI	402	400	402	0
14 KIMUNYE	344	338	352	8	NDIMA	380	380	384	4	KINORO	374	386	398	24	NGERE	410	390	402	-8
15 GITHONGO	352	340	350	-2	KIEGOI	376	376	378	2	NGERE	380	388	398	18	IKUMBI	402	397	401	-1
16 KIRU	331	342	350	19	NGERE	374	377	378	4	THETA	379	381	398	19	RUBAYA	397	400	400	3
17 MATAARA	337	336	350	13	CHINGA	374	374	376	2	GITUGI	388	395	397	9	GACHARAGE	407	398	398	-9
18 NDIMA	338	346	349	11	GITHONGO	372	375	376	4	MAKOMBOKI	386	392	397	11	GACHEGE	397	390	398	1
19 KAGWE	330	335	348	18	KAMBAA	368	372	376	8	NDARUGU	375	375	397	22	THETA	410	384	398	-12
20 MATA	334	324	346	12	KINORO	372	372	376	4	RAGATI	376	375	396	20	RAGATI	400	397	397	-3
21 MAKOMBOKI	329	338	346	17	MAKOMBOKI	376	374	376	0	GITHONGO	374	380	396	22	KINORO	409	395	397	-12
22 MUNGANIA	334	346	346	12	GACHARAGE	368	372	374	6	IGEMBE	370	390	396	26	NDARUGU	404	392	397	-7
23 MUNUNGA	338	340	346	8	IKUMBI	370	370	374	4	KAGWE	376	377	396	20	THUMAITA	414	397	397	-17
24 NDARUGU	331	335	346	15	RAGATI	372	366	372	0	KIEGOI	378	384	396	18	KAGWE	393	384	396	3
25 NGERE	329	335	346	17	KAGWE	370	370	372	2	KIONYO	376	392	396	20	KIEGOI	411	396	396	-15
26 RUKURIRI	340	340	346	6	KIONYO	368	371	372	4	MATAARA	378	384	396	18	MATAARA	408	396	396	-12
27 MABAYI	280	321	345	65	NDUTI	372	366	372	0	NDUTI	374	392	396	22	KIONYO	397	392	392	-5
28 IRIAINI	348	342	344	-4	THETA	366	368	372	6	GATUNGURU	370	372	394	24	GATUNGURU	387	388	390	3
29 KANGAITA	347	344	344	-3	MATAARA	364	367	370	6	GITHAMBO	376	381	394	18	KANYENYA	399	360	390	-9
30 THUMAITA	340	340	344	4	THUMAITA	368	370	370	2	WERU	374	380	394	20	GITHONGO	402	385	385	-17
31 CHINGA	324	338	342	18	WERU	364	368	370	6	NJUNU	394	385	393	-1	KIRU	410	385	385	-25
32 MICHI	319	335	342	23	GATUNGURU	368	368	368	0	KANYENYA	374	366	392	18	IRIAINI	388	384	384	-4
33 RAGATI	327	342	342	15	GITHAMBO	366	362	368	2	IKUMBI	376	378	390	14	WERU	390	380	380	-10
34 GATHUTHI	350	340	342	-8	KIRU	360	368	368	8	THUMAITA	378	380	390	12	MUGANZAKIVU	360	345	349	-11
35 KAMBAA	328	339	341	13	IGEMBE	360	364	366	6	KIRU	372	378	388	16	GISAKURA	326	326		
36 GATUNGURU	315	340	340	25	IRIAINI	364	362	366	2	RUBAYA	396	385	385	-11	MOMUL	324	319	319	-5
37 KIEGOI	336	338	340	4	NSHILI KIVU	365	364	365	0	MICHI	387	380	382	-5	MATA	330	315	317	-13
38 KINORO	323	335	340	17	NDARUGU	362	360	365	3	GACHARAGE	380	375	382	2	NYANKOBA	307	297	306	-1
39 KIONYO	321	330	340	19	GISOVU		360	360		KAMBAA	375	375	375	0	MULINDI	292	299	299	7
40 WERU	326	340	340	14	GACHEGE	354	356	360	6	GISOVU	360	354	354	-6	SIONGO	300	299	299	-1
41 OLENG	342	339	339	-3	MUGANZAKIVU	320	342	342	22	NSHILI KIVU	340	342	342	2	SANGANYI	294	297		
42 IGEMBE	320	338	338	18	MATA	364	340	340	-24	OLENG	360	340	340	-20	TIRGAGA	295	295		
43 GITHAMBO	328	335	335	7	GISAKURA	330	334	338	8	GISAKURA	320	320	320	0	TEZA	296	292	292	-4
44 GACHEGE	330	328	334	4	KANYENYA	340	335	336	-4	MATA	315	315	315	0	GIANCHORE	290	290		
45 NDUTI	330	334	334	4	MICHI	330	328	334	4	MUGANZAKIVU		315	315		KAMARYA	284	280	290	6
46 MUGANZAKIVU		333	333		MOMUL	330	326	332	2	MUSHUBI	320	310	310	-10	MUDETE	290	287	290	0
47 NYANKOBA	333	322	332	-1	MUSHUBI	342	325	325	-17	MOMUL	300	300	306	6	OLENG	302	284	288	-14
48 SANGANYI	334	330	332	-2	SANGANYI	316	318	324	8	MUDETE	290	296	305	15	KAPKATET	287	285	287	0
49 KANYENYA	312	325	330	18	NYANKOBA	311	315	318	7	NYANKOBA	286	292	302	16	MOKAMA	290	276	286	-4
50 RWEGURA	342	330	330	-12	OLENG	300	310	314	14	SANGANYI	296	300	302	6	MOGOGO	282	284	284	2

50	RWEGURA	342	330	330	-12	OLENG	300	310	314	14	SANGANYI	296	300	302	6	MOGOGO	282	284	284	2
51	SIONGO	314	328	330	16	MUDETE	314	310	314	0	MABAYI	290	296	296	6	BOITO	280	283	283	3
52	TOMBE	300	324	330	30	GIANCHORE	310	300	312	2	SIONGO	286	285	294	8	KEBIRIGO	270	264	280	10
53	MUDETE	336	325	329	-7	SIONGO	308	305	310	2	GIANCHORE	290	290	290	0	KIBWARI		280	280	
54	MOMUL	328	328	328	0	KAPKATET	288	300	308	20	NYAMACHE	282	270	290	8	TEGAT		280	280	
55	GIANCHORE	337	320	328	-9	MOKAMA	294	304	308	14	TEGAT	284	280	290	6	KAPKO		270	279	
56	SIRET	278	325	327	49	TIRGAGA	290	302	306	16	KEBIRIGO	282	274	289	7	TORA	287	275	275	-12
57	BOITO	328	322	326	-2	MOGOGO	300	298	304	4	MOKAMA	286	286	289	3	CHEMOMI	278	266	272	-6
58	SITOI	210	325	325	115	KEBIRIGO	290	296	304	14	KAPKO	284	278	288	4	EBEREGE	270	270	270	0
59	GISOVU	310	305	323	13	PFUNDA	311	298	302	-9	EBEREGE	284	285	288	4	ITUMBE	274	270	270	-4
60	KEBIRIGO	316	302	322	6	ITUMBE	282	292	302	20	ITUMBE	286	278	288	2	LITEIN	270	250	270	0
61	KAPKO	306	308	320	14	OGEMBO	284	286	302	18	MWAMU	275	275	288	13	TOMBE		255	270	
62	KIBWARI		316	320		SHAGASHA	292	292	300	8	CHEBUT	279	285	287	8	CHEBANGO		262	262	
63	ROROK	312	316	320	8	NYAMACHE	288	300	300	12	TOROR	286	287	287	1	KEPCHOMO	271	245	261	-10
64	KOBEL	304	314	318	14	ROROK	290	296	300	10	CHELAL	282	280	286	4	KAPSET	268	260	260	-8
65	CHELAL	300	316	318	18	TOMBE	290	296	300	10	KAPKATET	284	272	286	2	MANARET		260	260	
66	CHEMOMI	280	318	318	38	KOBEL	286	298	298	12	KAPSET	286	285	286	0	KARIRANA		258	259	
67	KAPTUMO	300	314	318	18	CHELAL	286	290	298	12	IJENDA	292	285	285	-7	CHEBUT	250	257	258	8
68	MOGOGO	300	300	316	16	EBEREGE	286	294	298	12	RWEGURA	294	285	285	-9	SOKOT		256	258	
69	TIRGAGA	300	310	316	16	MWAMU	284	296	298	14	TOMBE	284	260	285	1	REYNA		254	254	
70	EBEREGE	302	312	316	14	SIRET	270	280	297	27	KOBEL	280	284	284	4	SIRET	248	240	253	5
71	NYAMACHE	300	308	316	16	KAPKO	284	295	296	12	KAMARYA	268	284	284	16	DL TEAS	256	246	249	-7
72	ITUMBE	300	310	314	14	BOITO	290	294	296	6	SHAGASHA	280	275	282	2	NGORONGO	262	242	248	-14
73	KAMARYA	290	314	314	24	TEGAT	290	295	295	5	TIRGAGA	286	280	282	-4	MARAMBA	264	244	246	-18
74	MOKAMA	302	310	314	12	TOROR	286	292	295	9	BOITO	284	280	282	-2	SETYON	256	244	246	-10
75	OGEMBO	300	314	314	14	MULINDI	290	290	294	4	ROROK	286	280	282	-4	SAPTET	240	242	242	2
76	TEGAT	300	310	314	14	KAPTUMO	286	290	294	8	TEZA	290	280	282	-8	KIPTENDEN	244	240	240	-4
77	KEPCHOMO	266	310	312	46	TEZA	292	294	294	2	MOGOGO	284	270	280	-4	ARROKET	246	236	238	-8
78	BONDET	273	310	310	37	IJENDA	285	290	292	7	KAPSARA		280	280		METTARORA	246	230	238	-8
79	KARIRANA	270	290	310	40	KIBWARI	284	292	292	8	KAPTUMO	279	280	280	1	SITOI	242	234	238	-4
80	CHEBUT	300	300	310	10	KARIRANA	282	285	290	8	OGEMBO	284	280	280	-4	KIPCHABO	237	238	238	1
81	KAPKATET	304	300	310	6	KAMARYA	286	288	290	4	MULINDI	276	268	276	0	KIPTAGICH	254	236	236	-18
82	KAPSARA	300	310	310	10	KAPSARA	286	290	290	4	LITEIN	272	270	272	0	CHIMCHIM	236	228	234	-2
83	KAPSET	304	300	310	6	KAPSET	280	290	290	10	CHEMOMI	262	252	266	4	KIPKEBE	238	234	234	-4
84	KIP KOIMET		310	310		LITEIN	271	287	290	19	KIBWARI	270	258	266	-4	CUPATEA	236	228	232	-4
85	SOKOT	260	310	310	50	RWEGURA	296	290	290	-6	KARIRANA	266	250	258	-8	LELAGOIN	236	232	232	-4
86	TEZA	322	310	310	-12	BONDET	274	285	289	15	KERITOR		250	258		SAKAWA		230	232	
87	TOROR	300	308	310	10	CHEMOMI	282	284	288	6	CHEBANGO	266	255	257	-9	KELUNET		230	230	
88	MWAMU	300	302	306	6	TORA	280	275	288	8	REYNA	264	250	256	-8	KABIANGA	236	230	230	-6
89	MULINDI	312	278	304	-8	KEPCHOMO	284	286	286	2	MARAMBA	264	244	252	-12	KIPSINENDE	236	230	230	-6
90	PFUNDA	295	280	302	7	CHEBUT	288	270	285	-3	NGORONGO	261	243	250	-11	BUGAMBE	222	220	220	-2
91	MUSHUBI	310	300	300	-10	KIP KOIMET	280	284	284	4	MANARET		250	250		IGARA	236	220	220	-16
92	LITEIN	300	290	300	0	REYNA	275	270	283	8	SETYON	258	242	248	-10	TORO	220	214	220	0
93	SHAGASHA	290	296	296	6	DL TEAS	284	277	282	-2	TAITO	264	246	248	-16	GLOBAL VILLAGE	208	210	218	10
94	IJENDA	310	292	296	-14	KIPCHABO	275	270	282	7	DL TEAS	254	244	247	-7	IKANGA		218	218	
95	REYNA	258	292	292	34	SITOI	250	281	281	31	EMROK		246	246		KYAMUHUNGA		218	218	
96	DL TEAS	272	280	292	20	EMROK	278	280	280	2	KAPSONGOI	238	246	246	8	NYARINDA	216	218	218	2
97	TORA	265	292	292	27	MARAMBA	286	276	280	-6	KIP KOIMET	256	246	246	-10	SWAZI	224	218	218	-6
98	MARAMBA	280	283	288	8	SETYON	267	277	280	13	BONDET	252	245	245	-7	BUHWEJU	230	217	217	-13
99	SETYON	276	250	282	6	SOKOT	280	278	280	0	ARROKET	244	232	244	0	KIBENA	222	216	216	-6
100	TINET	280	280	280	0	CHEBANGO	286	275	276	-10	KEBEN		244	244		MONTE BRANCO		180	216	
101	CHEBANGO	275	276	280	5	NGORONGO	278	270	270	-8	SOKOT	250	240	244	-6	RUSEKERE	220	216	216	-4
102	KAYONZA	276	272	272	-4	MANARET		242	270		ELGON TEA	242	242	242	0	ANKOLE	224	214	216	-8
103	EMROK	270	260	260	-10	TAITO	280	270	270	-10	SIRET	248	236	242	-6	KAHUNA		216	216	
104	KIPKEBE	232	254	254	22	ELGON TEA	242	255	255	13	KEPCHOMO	258	240	240	-18	KAKONDE	224	216	216	-8
105	KIPCHABO	240	240	248	8	KIPTENDEN	262	250	252	-10	KIPTAGICH		234	238		MUZIZI	226	216	216	-10
106	ELGON TEA	240	240	245	5	KERITOR		250	250		SITOI	242	232	238	-4	KIKO	226	214	214	-12
107	MANARET		238	238		TILUET	256	242	248	-8	TINET	250	236	238	-12	MITYANA		190	214	
108	KIPTENDEN		235	235		CHEMAMUL	255	246	246	-9	KIPKEBE		236	236		KIGUMBA	205	212	212	7
109	GISOZI	224	228	228	4	KAPSONGOI	258	246	246	-12	METTARORA	246	228	236	-10	MWENGE	220	206	208	-12
110	TILYA	246	220	220	-26	ARROKET	256	240	245	-11	SAPTET	244	232	236	-8	KIJURA	210	206	206	-4
111	BUHWEJU		191	194		METTARORA		240	244		CHEMAMUL	244	235	235	-9	LUWALA	199	199	199	0
112	BUGAMBE	186	190	190	4	TILYA	250	238	244	-6	KELUNET	236	228	234	-2	KIAMARA		144	174	
113	CHIMCHIM	205	190	190	-15	KIPKEBE	243	243	243	0	KIPTENDEN	244	234	234	-10	CHA ST.ANTONIO		135	135	
114	LELAGOIN	190	188	190	0	CHIMCHIM	242	238	242	0	LELAGOIN	240	226	232	-8	ARC MOUNTAIN				
115	IGARA	212	190	190	-22	KABIANGA		242	242		SISIBA	236	232	232	-4	BONDET				

116	KABIANGA	230	190	190	-40	KIPSINENDE	242	236	242	0	TILYA	234	222	232	-2	CHEBOSWA
117	MOGENI		186	186		SISIBA	250	240	240	-10	CHIMCHIM	238	224	230	-8	DINDIRA
118	MUGOMA	195	185	185	-10	SAPTET	244	239	239	-5	KAISUGU	236	228	230	-6	ELGON TEA
119	KIBENA		180	184		LELAGOIN	240	238	238	-2	SAKAWA	240	227	230	-10	EMROK
120	LIVINGSTONIA	166	160	182	16	SAKAWA	242	238	238	-4	KABIANGA	232	230	230	-2	GISOVU
121	ITONA	185	180	180	-5	MAGURA		238	238		KIPCHABO	238	230	230	-8	JAMJI
122	MUZIZI		180	180		NYARINDA	235	237	237	2	KIPSINENDE	234	230	230	-4	KAISUGU
123	ANKOLE	182	176	178	-4	KELUNET	246	236	236	-10	TILUET	236	224	230	-6	KARAMBI
124	KASAKU		166	176		MOGENI	233	230	235	2	CUPATEA	236	228	228	-8	KERICHO
125	KIKO	182	176	176	-6	BUHWEJU	232	220	228	-4	MAGURA	232	224	228	-4	KIMUGU
126	MWENGE	182	172	176	-6	KIBENA	197	197	225	28	MATUTA	232	228	228	-4	KOBEL
127	ARC MOUNTAIN	174	175	175	1	IGARA	244	216	220	-24	KAYONZA	236	224	224	-12	KOIVA
128	LUWALA	172	168	174	2	ITONA	196	195	217	21	GLOBAL VILLAGE	196	216	222	26	KORUMA
129	MUNOBWA	172	174	174	2	BWINDI	210	214	214	4	MOGENI	222	218	222	0	MABROUKIE
130	NYAMBYA		174	174		BUZIRASAGAMA	199	190	210	11	MUGOMA	230	218	220	-10	MARVERA
131	SALAMA	174	174	174	0	KYAMUHUNGA		180	208		IGARA	230	218	220	-10	MICHI
132	SWAZI	180	174	174	-6	KIGEZI HIGHLAND	210	202	202	-8	ITONA	224	218	220	-4	MUGOMA
133	RUSEKERE	172	170	172	0	SWAZI	222	202	202	-20	KIBENA	222	218	218	-4	MUSHUBI
134	IKANGA	168	172	172	4	ANKOLE	182	190	200	18	BWINDI	224	218	218	-6	NAMAYIBA
135	TORO	160	172	172	12	KAHUNA	200	200	200	0	IKANGA	218	218	218	0	NGOINA
136	CHIVANJEE	168	170	170	2	KAKONDE	188	180	198	10	KIGEZI HIGHLAND	224	218	218	-6	NSHILI KIVU
137	KIJURA	170	170	170	0	MUZIZI	194	194	194	0	NYAMBYA	226	218	218	-8	PFUNDA
138	GLOBAL VILLAGE	172	165	165	-7	RUSEKERE	190	170	192	2	NYARINDA	224	204	218	-6	RUTSIRO
139	ARROKET					LIVINGSTONIA	180	174	192	12	TORO	208	208	218	10	RWAKA
140	CHA ST.ANTONIO					MWENGE	182	182	182	0	BUHWEJU	230	217	217	-13	SHAGASHA
141	CHEBOSWA					KARAMBI	200	180	180	-20	BUGAMBE	226	216	216	-10	TAGABI
142	CUPATEA					IKANGA		168	180		RUSEKERE		216	216		TINET
143	DINDIRA					SALAMA	170	170	176	6	KAHUNA	222	216	216	-6	BULWA
144	JAMJI					KIJURA	170	170	174	4	MUZIZI	216	212	216	0	BUZIRASAGAMA
145	KAISUGU					MUNOBWA	170	170	170	0	SWAZI	224	216	216	-8	BWINDI
146	KARAMBI					GLOBAL VILLAGE	157	158	167	10	KYAMUHUNGA	222	214	214	-8	CHELAL
147	KELUNET					KIGUMBA		160	160		MUFINDI	216	206	214	-2	CHEMAMUL
148	KERICHO					KASAKU	145	142	159	14	KASAKU	205	194	212	7	CHIVANJEE
149	KIMUGU					MITYANA	155	150	156	1	NGOINA	224	210	210	-14	CYOHOKA
150	KIPTAGICH					KIAMARA	140	140	154	14	BUZIRASAGAMA	226	210	210	-16	GISOZI
151	KOIVA					LUWALA	154	148	154	0	KAKONDE	220	208	210	-10	GITHAMBO
152	KORUMA					CHIVANJEE	165	150	152	-13	MWENGE	210	208	208	-2	HIMA
153	MABROUKIE					TORO	158	152	152	-6	ANKOLE	212	206	206	-6	IGEMBE
154	MARVERA					NAMAYIBA		150	150		SALAMA	212	202	202	-10	IJENDA
155	METTARORA					MWERA	140	144	144	4	KIKO		200	200		ITONA
156	MONTE BRANCO					ARC MOUNTAIN					MUNOBWA	208	200	200	-8	KAMBAA
157	NAMAYIBA					BUGAMBE					KIJURA	206	192	198	-8	KAPSARA
158	NGOINA					CHA ST.ANTONIO					LUWALA		198	198		KAPSONGOI
159	NGORONGO					CHEBOSWA					KIGUMBA	205	180	194	-11	KAPTUMO
160	RWAKA					CUPATEA					MITYANA	200	190	190	-10	KASAKU
161	SAKAWA					DINDIRA					KIAMARA	180	178	186	6	KAYONZA
162	SAPTET					JAMJI					LIVINGSTONIA	180	186	186	6	KEBEN
163	TAGABI					KAISUGU					CHIVANJEE	200	165	165	-35	KERITOR
164	BULWA					KERICHO					MWERA	148	142	160	12	KIGEZI HIGHLAND
165	BUZIRASAGAMA					KIMUGU					CHA ST.ANTONIO		135	135		KIP KOIMET

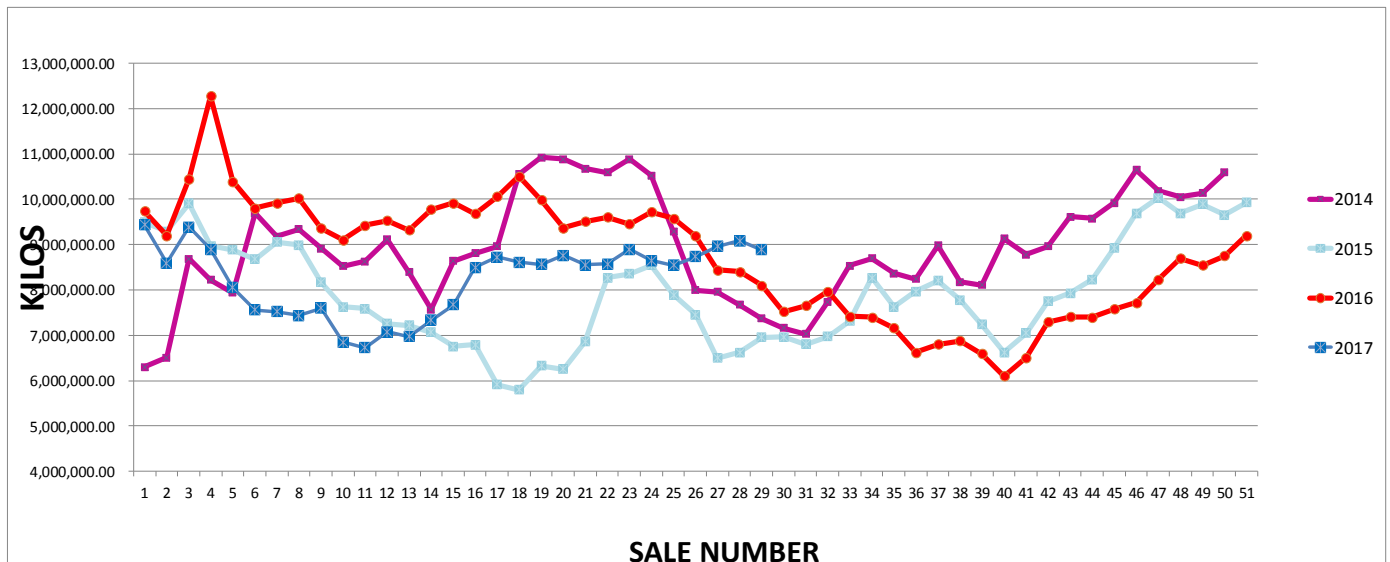
Secondary Grades

Mark	BP/2			Mark	PF/2			Mark	DUST/2			Mark	FNCS/1/2			Mark	BMF		
	Prev	Low	Hig		Prev	Low	High		Prev	Low	Hig		Prev	Low	Hig		Pre	Low	Hig
1 KITABI	294	294	318	NSHLI KIVU	307	310	310	RUBAYA	360	320	367	KITABI	310	305	305	MUGANZAKIVU	146	150	150
2 RUBAYA	305	300	306	MULINDI	272	275	287	MUNGANIA		350	350	NYABIHU	352	296	296	ANKOLE	112	102	110
3 NYABIHU	295	296	300	MATA	295	282	282	MATA	350	202	342	NSHLI KIVU		270	270	KYAMUHUNGA	112	108	110
4 MATA	278	268	270	GISAKURA	280	270	270	RUKERI		280	280	RUBAYA		260	260	GISAKURA		108	108
5 RUTSIRO		263	263	DL TEAS	236	242	252	GISOVU	275	257	262	MATA		255	255	BUHWEJU	110	97	107
6 GISAKURA		260	260	SETYON	236	226	232	GITHONGO	266	257	257	MUGANZAKIVU	279	252	252	KIBWARI	94	94	104
7 GISOVU	250	250	250	KAYONZA	229	225	225	KIONYO	251	240	250	MUSHUBI	260	244	244	MUZIZI	98	104	104
8 KAYONZA		240	240	MARAMBA	218	221	221	THUMAITA		249	249	TEZA	250	240	240	MWENGE	107	100	101
9 MANARET		240	240	ELGON TEA	210	214	214	OLENG		246	246	KAMBAA	216	236	236	KIPTAGICH		98	98
10 PFUNDA	242	234	234	MANARET		204	206	KAGWE		231	231	GACHARAGE	230	235	235	MARAMBA	110	94	98
11 EMROK	228	230	230	NGORONGO		200	203	GATHUTHI	228	229	229	MOMUL		230	230	CHEMOMI	90	94	98
12 SHAGASHA	215	226	226	MABROUKIE		202	202	KEPCHOMO		229	229	CHEBANGO	223	222	222	MONTE BRANCC	110	88	97
13 KEBEN	226	225	225	SAKAWA		200	200	MABAYI	220	229	229	GISAKURA	242	220	220	CHEBOSWA		90	96
14 MARAMBA	200	210	218	KIPKEBE		192	192	CHEMOMI		224	224	SHAGASHA	204	215	218	LIVINGSTONIA	94	92	96
15 REYNA	205	200	215	CHIMCHIM		175	190	IGEMBE		222	222	KINORO	232	210	216	GLOBAL VILLAGE TEA		92	95
16 KARIRANA	191	198	214	BUHWEJU	192	180	180	IJENDA		221	221	NGERE	224	214	216	CUPATEA	94	92	94
17 CHEBANGO	210	210	210	TILYA	192	180	180	IMENTI	214	220	220	TORA		216	216	KAISUGU	92	94	94
18 KERICHO	193	194	198	MUGOMA	172	170	170	KINORO		220	220	RWEGURA	228	212	215	KERICHO		90	94
19 TAGABI	187	190	190	BUZIRASAGAMA	186	170	170	KAMARYA		210	215	IJENDA		211	213	SETYON	96	92	94
20 CHIMCHIM	182	187	187	HIMA	170	170	170	KIPCHABO	200	206	214	SETYON	204	190	210	SIRET	96	94	94
21 ELGON TEA	190	187	187	DINDIRA	172	169	169	KIPTAGICH	200	208	212	THUMAITA	230	187	210	TAGABI		94	94
22 CHEBOSWA	188	186	186	KIJURA	150	163	163	THETA		212	212	WERU	230	210	210	KAMARYA	106	94	94
23 IGARA	196	186	186	BWINDI	170	152	162	MICHI	216	210	210	GITHONGO	210	200	200	KEPCHOMO		94	94
24 BUHWEJU		180	180	MUNOBWA	166	162	162	NDIMA		210	210	KERITOR		196	200	KIPCHABO	90	92	94
25 NGORONGO	184	180	180	ARC MOUNTAIN		160	160	NYANKOBA		210	210	KAYONZA	205	196	196	KIPSINENDE	92	92	94
26 ANKOLE	178	176	176	RUSEKERE	160	157	160	TEZA	221	206	206	THETA		195	195	LUWALA	94	92	94
27 BULWA		174	174	ANKOLE		160	160	CUPATEA	199	204	204	KIPCHABO	182	194	194	MAGURA	92	94	94
28 RUSEKERE	170	168	172	NYAMBYA	172	154	160	HIMA		202	202	NYANKOBA	176	194	194	ELGON TEA	106	92	92
29 KUJURA	168	170	171	KAKONDE	158	158	158	LITEIN	192	202	202	OGEMBO	193	160	192	JAMJI		89	92
30 ARC MOUNTAIN		168	170	KIGUMBA	152	156	156	MAGURA	197	108	202	MICHI	195	185	190	KOIVA		92	92
31 MUNOBWA	166	167	170	GLOBAL VILLAGE	158	150	152	SWAZI	203	202	202	KIBWARI		190	190	KORUMA		92	92
32 DINDIRA	168	168	168	MWENGE	158	152	152	MUNOBWA	202	201	201	NYAMACHE	166	187	187	NGORONGO	92	90	92
33 MONTE BRANCO	172	160	168	KASAKU	135	150	150	SETYON	202	137	200	SANGANYI	168	186	186	RWAKA		92	92
34 BUZIRASAGAMA	170	168	168	MWERA		142	148	BOITO		200	200	KEBIRIGO	158	180	184	SAKAWA	92	90	92
35 MWENGE	172	168	168	TORO	149	146	146	BUZIRASAGAMA	202	199	200	KIRU		184	184	SHAGASHA		92	92
36 KIKO		165	165	LUWALA	140	140	144	KERITOR	207	200	200	GITHAMBO	178	180	180	SITOI	92	92	92
37 KWAMKORO	172	164	164	KIAMARA	136	140	140	MANARET		200	200	IMENTI		180	180	DL TEAS	90	92	92
38 MWERA	166	162	162	MITYANA		130	130	MWENGE		197	199	KAPKATET	156	156	180	IGARA		91	92
39 MARVERA	122	110	110	MONTE BRANCO	128	110	112	IGARA		198	198	KAPTUMO	174	180	180	KABIANGA	88	92	92
40 ARROKET				MARVERA		100	100	TIRGAGA		196	196	KIMUNYE	195	180	180	KEBEN	89	92	92
41 BUGAMBE				ARROKET				RUTSIRO		193	193	MUNGANIA	200	178	180	KIAMARA		92	92
42 CHINGA				BUGAMBE				SAKAWA	190	147	191	CHEBOSWA		160	178	KWAMKORO	88	90	92
43 CUPATEA				CHEBOSWA				ANKOLE	182	185	189	CHINGA	165	178	178	MITYANA	88	92	92
44 JAMJI				CHINGA				KAISUGU	188	186	186	GITUGI		178	178	NYAMBYA	89	90	92
45 KAVISUGU				CUPATEA				KIGUMBA	180	186	186	MUNUNGA	180	178	178	SOKOT		92	92
46 KIBENA				EMROK				PFUNDA	190	182	182	CHEBUT	172	177	177	BUGAMBE	104	89	91
47 KIMUGU				GISOVU				MULINDI	205	180	180	MOGOGO	160	176	176	HIMA	91	87	91
48 KIPKEBE				JAMJI				NDUTI		174	174	BOITO		176	176	KIJURA	88	89	91
49 KIPTAGICH				KAVISUGU				KANYENYA		172	172	IRIANI		176	176	DINDIRA	87	90	90
50 KOIVA				KARIRANA				KIJURA	159	160	170	KANGAITA	180	176	176	KIMUGU		90	90
51 KORUMA				KERICHO				KAPKATET		169	169	KIEGOI	176	174	174	MUGOMA		90	90
52 MABROUKIE				KIBENA				ITONA		166	166	GATUNGURU	166	172	172	RUSEKERE	89	88	90
53 METTARORA				KIMUGU				MUGOMA		150	164	MATAARA	170	172	172	BULWA		90	90

54	MICHI	KIPTAGICH	DINDIRA	146	148	148	TIRGAGA	171	171	KAKONDE	92	90	90	
55	MOGOGO	KITABI	MARAMBA	148	135	148	ITUMBE	160	160	171	KIPTENDEN	90	90	
56	MOMUL	KOWA	NGORONGO	152	130	148	MUDETE	172	170	171	TORO	87	89	89
57	MUGOMA	KORUMA	CHIMCHIM	144	110	146	ELGON TEA	182	170	170	MWERA	78	78	82
58	MULINDI	METTARORA	KIPTENDEN	144	146	146	KORUMA	150	170	170	MARVERA	70	69	69
59	MUSHUBI	MICHI	ARC MOUNTAIN	142	140	144	CHELAL	176	169	170	ARC MOUNTAIN			
60	NSHILI KIVU	MOGOGO	DL TEAS	137	142	142	EBEREGE	170	170	170	ARROKET			
61	OLENG	MOMUL	KIPSINENDE	140	135	140	GACHEGE	154	170	170	CHIMCHIM			
62	RAGATI	MUSHUBI	JAMJI	140	138	138	MOKAMA	155	170	170	CHINGA			
63	RWAKA	OLENG	IKANGA		115	138	NDARUGU	150	170	170	EMROK			
64	SAKAWA	PFUNDA	KARIRANA	140	130	132	RAGATI	174	168	168	GISOVU			
65	SETYON	RAGATI	TILYA	114	124	124	SIONGO	155	160	168	KARIRANA			
66	SIRET	REYNA	TORO	124	118	118	TOROR	156	165	165	KIBENA			
67	SITOI	RUBAYA	CYOHOKA		113	113	BWINDI	166	158	164	KIPKEBE			
68	TIRGAGA	RUTSIRO	LIVINGSTONIA	107	105	105	MUFINDI	152	160	164	KITABI			
69	BOITO	RWAKA	ARROKET				ROROK	170	164	164	MABROUKIE			
70	BWINDI	SHAGASHA	BUGAMBE				TEGAT	158	160	164	MATA			
71	CHEBUT	SIRET	BUHWEJU				RWAKA	145	163	162	METTARORA			
72	CHELAL	SITOI	CHEBOSWA				JAMJI	140	162	162	MICHI			
73	CHEMOMI	TAGABI	CHINGA				KAISUGU	162	162	162	MOGOGO			
74	CYOHOKA	TIRGAGA	ELGON TEA				KANYENYA	154	155	162	MOMUL			
75	DL TEAS	BOITO	EMROK				LITEIN	160	162	162	MULINDI			
76	EBEREGE	BULWA	GISAKURA				BUHWEJU	164	158	160	MUSHUBI			
77	GACHARAGE	CHEBANGO	KERICHO				GIANCHORE	167	160	160	NSHILI KIVU			
78	GACHEGE	CHEBUT	KIBENA				KAPSARA	150	160	160	OLENG			
79	GATHUTHI	CHELAL	KIMUGU				METTARORA	156	132	157	PFUNDA			
80	GATUNGURU	CHEMOMI	KIPKEBE				KIBENA	142	156	156	RAGATI			
81	GIANCHORE	CYOHOKA	KITABI				KIPSINENDE	159	150	156	REYNA			
82	GITHAMBO	EBEREGE	KOWA				MUGOMA	150	150	156	RUBAYA			
83	GITHONGO	GACHARAGE	KORUMA				TAGABI	150	150	150	RUTSIRO			
84	GITUGI	GACHEGE	MABROUKIE				IGARA	150	150	150	TIRGAGA			
85	GLOBAL VILLAGE TEA	GATHUTHI	MARVERA				BUGAMBE	156	147	147	BOITO			
86	HIMA	GATUNGURU	METTARORA				CHIMCHIM	152	140	147	BUZIRASAGAMA			
87	IGEMBE	GIANCHORE	MOGOGO				NGORONGO	150	130	146	BWINDI			
88	IJENDA	GITHAMBO	MOMUL				KUJURA	138	144	146	CHEBANGO			
89	IKANGA	GITHONGO	MONTE BRANCO				KIPTENDEN	156	146	146	CHEBUT			
90	IMENTI	GITUGI	MUSHUBI				KERICHO	140	145	145	CHELAL			
91	IRIAINI	IGARA	NSHILI KIVU				KIKO	147	145	145	CYOHOKA			
92	ITONA	IGEMBE	RAGATI				ARROKET	136	125	144	EBEREGE			
93	ITUMBE	IJENDA	REYNA				KAKONDE	146	138	144	GACHARAGE			
94	KABIANGA	IKANGA	RUSEKERE				KARIRANA	150	135	143	GACHEGE			
95	KAGWE	IMENTI	RWAKA				MUZIZI	142	142	142	GATHUTHI			
96	KAKONDE	IRIAINI	SHAGASHA				SITOI	150	140	140	GATUNGURU			
97	KAMARYA	ITONA	SIRET				ANKOLE	136	130	140	GIANCHORE			
98	KAMBAA	ITUMBE	SITOI				LIVINGSTONIA	150	140	140	GITHAMBO			
99	KANGAITA	KABIANGA	TAGABI				MWENGE	132	138	138	GITHONGO			
100	KANYENYA	KAGWE	BULWA				SAKAWA	135	135	135	GITUGI			
101	KAPKATET	KAMARYA	BWINDI				MWERA	130	128	130	IGEMBE			
102	KAPSARA	KAMBAA	CHEBANGO				RUSEKERE	134	115	124	IJENDA			
103	KAPTUMO	KANGAITA	CHEBUT				GLOBAL VILLAG	110	122	122	IKANGA			
104	KASAKU	KANYENYA	CHELAL				TILYA	123	122	122	IMENTI			
105	KEBIRIGO	KAPKATET	EBEREGE				MITYANA	129	116	116	IRIAINI			
106	KEPCHOMO	KAPSARA	GACHARAGE				KIAMARA	96	100	100	ITONA			
107	KERITOR	KAPTUMO	GACHEGE				TORO	94	93	95	ITUMBE			

CATALOGUE CLOSING FIGURES – 2016 Vs 2015

Sale No.	2014		2015		2016		2017		Diferencial 2017 Vs. 2016	
	Pkgs	Kilos	Pkgs	Kilos	Pkgs	Kilos	Pkgs	Kilos	Pkgs	Kilos
1	99,710	6,298,148.20	147,165	9,493,191.5	148,451	9,735,654.5	145,178	9,437,045.5	- 3,273	- 298,609.0
2	103,466	6,502,876.50	143,751	9,289,282.5	139,820	9,199,450.0	140,125	8,593,123.5	305	- 606,326.5
3	137,768	8,683,522.00	154,710	9,906,594.5	159,276	10,449,664.5	144,994	9,386,541.5	- 14,282	- 1,063,123.0
4	128,878	8,218,910.70	139,364	8,971,223.5	188,659	12,275,549.0	138,097	8,890,671.5	- 50,562	- 3,384,877.5
5	124,827	7,934,837.50	138,215	8,882,666.0	159,398	10,393,542.0	124,938	8,054,484.0	- 34,460	- 2,339,058.0
6	153,181	9,690,881.50	139,078	8,676,309.0	150,152	9,801,201.0	117,320	7,562,742.7	- 32,832	- 2,238,458.3
7	143,489	9,176,975.70	141,725	9,054,005.0	153,397	9,915,132.0	116,361	7,518,587.5	- 37,036	- 2,396,544.5
8	145,870	9,339,518.50	140,360	8,991,608.0	154,458	10,019,049.5	115,356	7,439,711.0	- 39,102	- 2,579,338.5
9	140,050	8,915,607.00	126,137	8,162,828.5	143,119	9,357,930.0	117,140	7,597,207.0	- 25,979	- 1,760,723.0
10	132,359	8,521,016.50	118,447	7,624,848.5	139,747	9,097,239.0	105,840	6,845,830.5	- 33,907	- 2,251,408.5
11	134,237	8,628,126.00	116,156	7,582,902.0	144,515	9,424,673.5	103,585	6,720,482.5	- 40,930	- 2,704,191.0
12	140,944	9,109,954.00	111,457	7,253,148.5	145,973	9,530,611.0	108,818	7,078,896.5	- 37,155	- 2,451,714.5
13	130,788	8,393,292.50	111,260	7,213,322.0	142,210	9,321,487.0	106,738	6,966,532.5	- 35,472	- 2,354,954.5
14	117,069	7,563,896.50	108,238	7,068,589.0	150,415	9,774,359.5	111,839	7,331,690.5	- 38,576	- 2,442,669.0
15	133,310	8,637,005.50	103,540	6,756,161.5	151,648	9,914,957.5	117,718	7,672,851.0	- 33,930	- 2,242,106.5
16	137,248	8,808,651.50	103,558	6,793,729.5	147,839	9,679,159.0	130,737	8,495,693.0	- 17,102	- 1,183,466.0
17	138,901	8,958,227.50	91,359	5,913,640.0	153,600	10,060,731.0	133,590	8,719,546.0	- 20,010	- 1,341,185.0
18	164,212	10,547,107.50	88,870	5,793,234.0	151,268	10,502,473.0	132,188	8,612,581.5	- 19,080	- 1,889,891.5
19	168,780	10,915,674.00	97,877	6,325,414.5	152,683	9,983,086.0	131,831	8,558,320.5	- 20,852	- 1,424,765.5
20	168,216	10,877,374.00	95,917	6,255,617.5	142,133	9,369,893.0	134,729	8,763,410.0	- 7,404	- 606,483.0
21	166,628	10,676,048.50	105,301	6,860,389.0	144,104	9,509,564.0	131,634	8,550,796.0	- 12,470	- 958,768.0
22	166,443	10,593,048.00	126,760	8,271,169.5	146,216	9,600,156.0	131,700	8,572,204.0	- 14,516	- 1,027,952.0
23	170,461	10,881,614.00	128,075	8,350,540.0	143,286	9,455,061.0	137,700	8,897,500.0	- 5,586	- 557,561.0
24	165,116	10,521,600.00	132,269	8,542,152.5	148,330	9,714,505.0	132,606	8,644,644.0	- 15,724	- 1,069,861.0
25	146,574	9,277,525.00	122,540	7,885,358.5	146,750	9,575,912.5	130,856	8,539,642.0	- 15,894	- 1,036,270.5
26	126,557	7,997,172.50	115,820	7,454,433.5	140,955	9,185,569.0	134,420	8,734,861.0	- 6,535	- 450,708.0
27	126,967	7,959,253.00	103,079	6,497,391.0	128,199	8,441,443.0	137,592	8,961,409.0	9,393	519,966.0
28	122,361	7,670,763.50	104,121	6,623,266.0	129,427	8,405,546.0	139,587	9,082,566.0	10,160	677,020.0
29	116,274	7,368,948.00	108,008	6,955,793.5	124,024	8,100,347.0	136,100	8,885,641.0	12,076	785,294.0
30	112,432	7,163,335.00	108,691	6,959,013.0	116,127	7,517,405.5				
31	109,540	7,023,565.00	105,873	6,799,496.0	118,392	7,648,417.0				
32	120,399	7,737,114.50	108,114	6,969,936.0	121,941	7,968,002.0				
33	131,270	8,529,680.00	112,658	7,309,670.0	114,684	7,411,426.0				
34	136,693	8,690,424.50	127,634	8,264,301.0	115,065	7,401,593.0				
35	130,644	8,362,071.50	117,496	7,627,780.0	111,398	7,162,051.0				
36	128,071	8,240,366.50	122,536	7,966,281.0	103,211	6,620,776.0				
37	139,627	8,973,903.00	126,530	8,203,020.0	105,363	6,801,861.0				
38	126,383	8,175,492.50	119,001	7,777,556.0	105,991	6,874,694.0				
39	124,411	8,107,189.00	111,481	7,239,521.5	102,399	6,593,834.0				
40	139,840	9,126,654.00	101,483	6,622,758.0	93,697	6,101,035.0				
41	135,257	8,783,367.50	107,818	7,049,132.0	100,438	6,506,134.0				
42	137,989	8,963,781.20	118,170	7,748,847.5	113,860	7,296,708.0				
43	147,624	9,610,708.00	120,677	7,928,530.5	113,933	7,409,459.5				
44	147,500	9,573,851.50	125,671	8,229,490.0	113,258	7,400,472.0				
45	152,785	9,915,810.50	135,680	8,917,671.0	115,579	7,575,449.0				
46	165,141	10,643,820.50	147,214	9,690,340.5	118,525	7,716,618.5				
47	157,817	10,178,686.50	154,592	10,029,678.0	126,695	8,229,984.0				
48	155,594	10,052,083.00	148,029	9,688,808.0	133,650	8,694,053.5				
49	157,879	10,136,370.00	150,710	9,887,393.0	132,838	8,544,808.0				
50	164,521	10,584,124.00	146,819	9,649,589.0	136,984	8,747,685.0				
51			151,404	9,922,846.0	141,000	9,192,163.0				
Total	6,972,101	447,239,973.80	6,231,438	403,930,467.0	6,825,080	445,208,574.5	3,689,317	239,115,211.7	- 580,735	-40,678,733.8



(Please note figures inclusive of reprints)

WEATHER REPORT

KENYA

For the week ending 2nd July, 2017, East of Rift remained cloudy and cold throughout with few durations of sunshine experienced in few places. Pruning of tea bushes is on-going with crop received in the last week of the month ranging between 30 to 60 tons. West of Rift tea catchments experienced sunny intervals with selected places receiving light showers. Temperatures remained low, however green leaf volume remained at 50 to 80 tons levels.

UGANDA

Fort portal area received 11mm of rainfall and experienced 19⁰C minimum and 26⁰C maximum temperatures, Kibale received 19mm of rainfall and experienced 19⁰C minimum and 32⁰C maximum temperatures, Bushenyi received no rainfall and experienced 15⁰C minimum and 30⁰C maximum temperatures while Hoima received 36mm of rainfall and experienced 18⁰C minimum and 28⁰C maximum temperatures. Crop levels remained within last week's levels.

COMBROK LIMITED